

NSW RURAL FIRE SERVICE - MONARO FIRE CONTROL CENTRE

9 POLO FLAT ROAD, POLO FLAT NSW 2630
FOR NSW RURAL FIRE SERVICE



1 LOCATION PLAN DD
1 : 10000

Issue No.	Date	Description	Chkd
P1	28/02/2023	25% DESIGN DEVELOPMENT	JV
P2	30/03/2023	DESIGN DEVELOPMENT	JV
P3	27/04/2023	80% DESIGN DEVELOPMENT	JV
P4	04/07/2023	95% DESIGN DEVELOPMENT	JV
P5	28/09/2023	90% DD ISSUE	JV

Changes to this Revision

PROJECT MANAGER
NSW PUBLIC WORKS ADVISORY
James Smith
0408 694 063
james.smith@pwa.nsw.gov.au

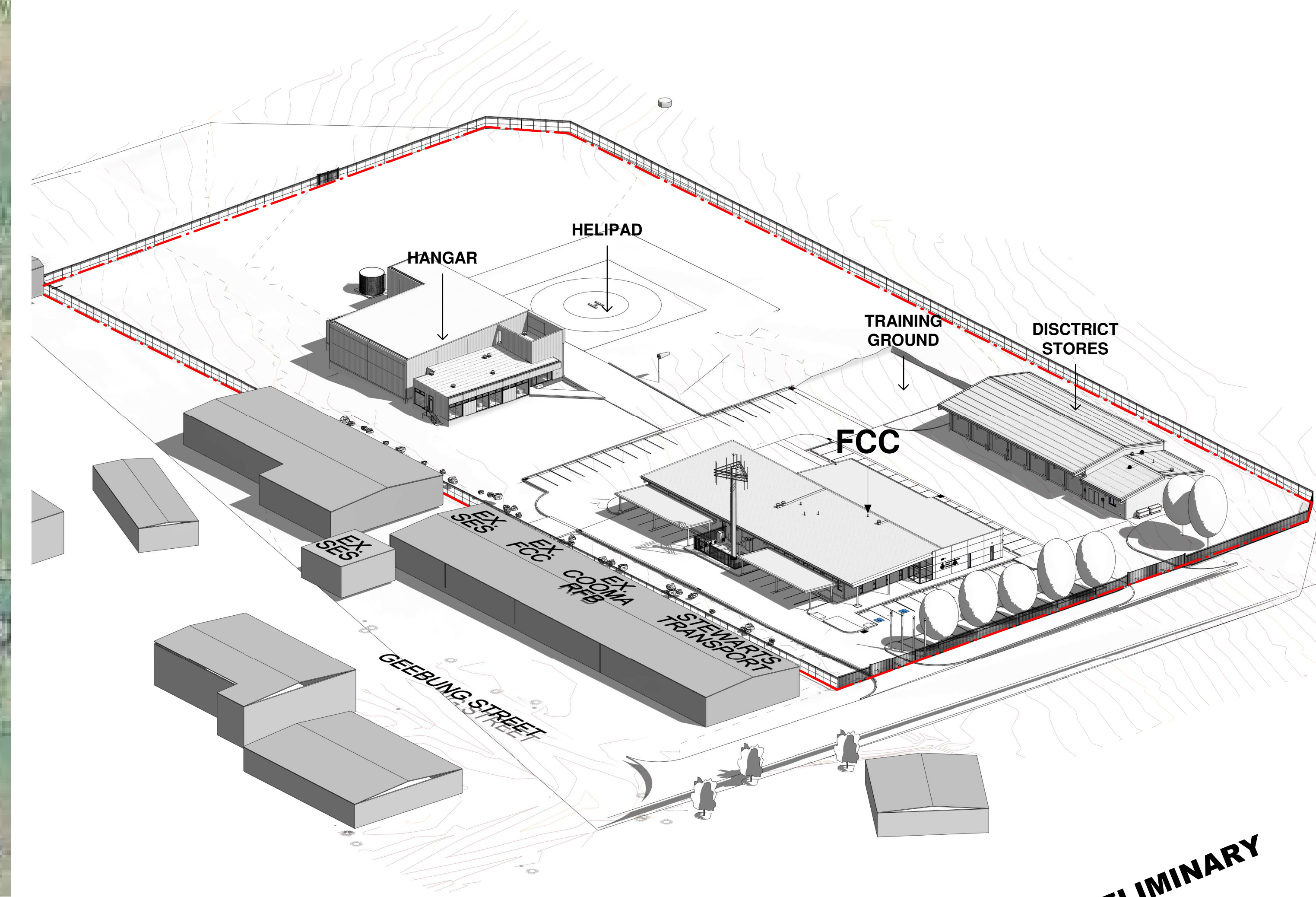
ARCHITECT, INTERIORS, LANDSCAPE
NBRS
John Vasco
4 Glen Street, Milsons Point, NSW 2061
02 9922 2344
john.vasco@nbrs.com.au

STRUCTURAL
NORTHROP
Rory Dale
Level 11, 345 George Street Sydney NSW 2000
02 9241 4188
Rdale@northrop.com.au

CIVIL
NORTHROP
Joel DiFonzo
Level 11, 345 George Street Sydney NSW 2000
02 9156 3229
JDIFonzo@northrop.com.au

BUILDING SERVICES
NORTHROP
Brandon Shuttler
Level 2, 3 Horwood Place, Parramatta, NSW 2150
02 9156 3013
BShuttler@northrop.com.au

NCC CONSULTANT
MBG GROUP
Seb Howe
Suite 3/18 Sydney Rd, Manly NSW 2095
02 9939 1530
showe@mbg-group.com.au



2 3D VIEW
COVER SHEET

Drawing Title
COVER SHEET

Project
**NSW RURAL FIRE SERVICE -
MONARO FIRE CONTROL CENTRE**
11 GEEBUNG ST, POLO FLAT, NSW 2630
LOT 14 DP150029
SNOWY MONARO REGIONAL COUNCIL
for
NSW RURAL FIRE SERVICE



NBRS
+61 2 9922 2344
Nominated Architect:
Andrew Duffin NSW 5602
NBRS & Partners Pty Ltd VIC 51197
Any form of replication of this drawing in full or in part without the written
permission of NBRS-PARTNERS Pty Ltd constitutes an infringement of the
copyright.
© 2022

nbrs.com.au

ABN 16 002 247 565

Date 4/10/2023 1:52:01 PM
Scale 1 : 10000 @ A1

Drawing Reference
22396-NBRS-A-COO-DD-0000

Revision
P5

PRELIMINARY

DELIVERABLES MATRIX								
DOCUMENT NO.	DOCUMENT NAME	BUILDING	SCALE	REVISION	REVISION DATE	DD	T	CC
0000	COVER SHEET	SITE	1:10000	P5	28/09/2023	X	X	X
0001	DELIVERABLES MATRIX	SITE	N/A	P3	28/09/2023	X	Y	X
0010	STANDARD MOUNTING HEIGHTS WET AREAS	ACH		P1	28/09/2023			
0011	STANDARD MOUNTING HEIGHTS	ACH		P1	28/09/2023			
0200	SITE PLAN - PROPOSED	SITE	1:500	P6	28/09/2023	X	X	X
1110	GROUND FLOOR PLAN	FCC	1:100	P5	28/09/2023	X	X	X
1120	GROUND FLOOR PLAN	STR7B	1:100	P5	28/09/2023	X	X	X
1210	ROOF PLAN	FCC	1:100	P5	28/09/2023	X	X	X
1220	ROOF PLAN	STR7B	1:100	P5	28/09/2023	X	X	X
1300	FF&E PLAN	ACH		P1	28/09/2023			
1510	FF&E PLAN	FCC	1:100	P5	28/09/2023	X	Y	X
2010	GROUND FLOOR RCP	FCC	1:100	P5	28/09/2023	X	X	X
2020	GROUND FLOOR RCP	STR7B	1:100	P5	28/09/2023	X	X	X
3000	SITE ELEVATIONS - SHEET 1	SITE	1:200	P5	28/09/2023	X	X	X
3010	ELEVATIONS	FCC	1:100	P5	28/09/2023	X	X	X
3020	ELEVATION	STR7B	1:100	P5	28/09/2023	X	X	X
4000	SITE SECTIONS	SITE	1:200	P5	28/09/2023	X	X	X
4010	SECTIONS	FCC	1:100	P5	28/09/2023	X	X	X
4020	SECTIONS	STR7B	1:100	P5	28/09/2023	X	Y	X
4040	SECTIONS - STAGE 1	ACH		P2	28/09/2023			
4041	SECTIONS - STAGE 2	ACH		P2	28/09/2023			
5001	DETAIL WALL SECTIONS - SHEET 01	ACH		P2	28/09/2023			
5002	DETAIL WALL SECTIONS - SHEET 02	ACH		P2	28/09/2023			
5011	WALL SECTIONS - FCC - SHEET 01	FCC	1:20	P5	28/09/2023	X	X	X
5012	WALL SECTIONS - FCC - SHEET 02	FCC	1:20	P5	28/09/2023	X	X	X
5013	WALL SECTIONS - FCC - SHEET 03	FCC	1:20	P5	28/09/2023	X	X	X
5014	WALL SECTIONS - FCC - SHEET 04	FCC	1:20	P5	28/09/2023	X	X	X
5015	WALL SECTIONS - FCC - SHEET 05	FCC	1:20	P2	28/09/2023	X	X	X
5016	WALL SECTIONS - FCC - SHEET 06	FCC	1:20	P1	28/09/2023	X	X	X
5021	WALL SECTIONS - STORES - SHEET 01	STM	1:20	P2	28/09/2023	X	Y	X
5022	WALL SECTIONS - STORES - SHEET 02	STM	1:20	P1	28/09/2023	X	X	X
5211	DETAILS - FCC - SHEET 01	FCC	1:5	P5	28/09/2023	X	X	
5212	DETAILS - FCC - SHEET 02	FCC	1:5	P5	28/09/2023	X	X	
5221	DETAILS - STORES - SHEET 01	STM	1:5	P2	28/09/2023	X	X	
5222	DETAILS - STORES - SHEET 02	STM	1:5	P1	28/09/2023	X	X	
5311	WINDOW & DOOR DETAILS - FCC - SHEET 01	FCC	1:5	P2	28/09/2023	X	Y	
5312	WINDOW & DOOR DETAILS - FCC - SHEET 02	FCC	1:5	P2	28/09/2023	X	X	
5313	WINDOW & DOOR DETAILS - FCC - SHEET 03	FCC	1:5	P2	28/09/2023	X	X	
5314	WINDOW & DOOR DETAILS - FCC - SHEET 04	FCC	1:5	P2	28/09/2023	X	X	
5610	STANDARD MOUNTING HEIGHTS	COO	1:20	P4	28/09/2023			
5611	STANDARD MOUNTING HEIGHTS - WET AREA	COO	1:20	P1	28/09/2023			
7098	PLAN DETAILS - SHEET 1	ACH		P1	28/09/2023			
7101	SECTION DETAILS - SHEET 01	ACH		P1	28/09/2023			
7102	SECTION DETAILS - SHEET 02	ACH		P1	28/09/2023			
7103	SECTION DETAILS - SHEET 03	ACH		P1	28/09/2023			
7110	STAIR DETAILS	ACH		P1	28/09/2023			
7200	WET AREAS	ACH		P1	28/09/2023			
7610	WET AREAS 1	COO	1:50	P4	28/09/2023		X	X
7611	WET AREAS 2 - ACC. WC	COO	1:50	P4	28/09/2023		X	X
7612	ROOM LAYOUT 1-F.01,F.04,F.12	COO	1:50	P4	28/09/2023		X	
7613	ROOM LAYOUT 2-F.03,F.13,F.23,F.25	COO	1:50	P4	28/09/2023		X	
7614	ROOM LAYOUT 3-F.14,F.26,F.27,F.29	COO	1:50	P4	28/09/2023		X	
7615	ROOM LAYOUT 4-F.09,F.11,F.15,F.28	COO	1:50	P4	28/09/2023		X	
7616	ROOM LAYOUT - SHEET 05	COO	1:50	P4	28/09/2023		X	
7621	ROOM LAYOUT - S.05, S.06	COO		P1	28/09/2023	X	X	
8611	WALL SCHEDULE - SHEET 01	COO	N/A	P3	28/09/2023		X	
8614	DOOR SCHEDULE	COO	1:50	P4	28/09/2023		X	
8617	WINDOW SCHEDULE - SHEET 01	COO	1:50	P4	28/09/2023		X	
8618	WINDOW SCHEDULE - SHEET 02	COO	1:50	P4	28/09/2023		X	
8641	WALL TYPE SCHEDULE	ACH		P1	28/09/2023			
8643	DOOR + WINDOW SCHEDULE	ACH		P1	28/09/2023			
8721	WALL SCHEDULE - SHEET 01	COO		P3	28/09/2023			
8724	DOOR / WINDOW SCHEDULE	COO		P3	28/09/2023			
9000	JOINERY - SHEET 1	ACH		P1	28/09/2023			
9001	TYPICAL JOINERY DETAILS	ACH		P1	28/09/2023			
9600	JOINERY STANDARD DETAILS	COO	1:2	P4	28/09/2023		X	
9610	JOINERY TYPICAL CUPBOARD DETAILS	COO	1:10	P2	28/09/2023		X	
9611	JOINERY DETAILS - SHEET 01	COO	1:20	P4	28/09/2023		X	
9612	JOINERY DETAILS - SHEET 02	COO	1:20	P4	28/09/2023		X	
9613	JOINERY DETAILS - SHEET 03	COO	1:20	P4	28/09/2023		X	
9614	JOINERY DETAILS - SHEET 04	COO	1:20	P4	28/09/2023		X	
9615	JOINERY DETAILS - SHEET 05	COO	1:20	P3	28/09/2023		X	
9616	JOINERY DETAILS - SHEET 06	COO	1:20	P4	28/09/2023		X	
9620	JOINERY DETAILS - STORES	COO		P1	28/09/2023	X	X	
DH-0001	DOOR HARDWARE SCHEDULE	SITE	N/A				X	
SP-0001	ARCHITECTURAL SPECIFICATION	SITE	N/A				X	

SHEET COUNT: 76

KEYNOTE SCHEDULE	
KEYNOTE	DESCRIPTION
APS	ACCESSIBLE PARKING SPACE
ASP	ASPHALT DRIVEWAY
AWN	EXTERNAL AWNING
BOL01	BOLLARD - FIXED DOUBLE CARD READER
BOL02	BOLLARD - INDUSTRIAL ROUND FIXED BOLLARD
CMT	COMMUNICATIONS TOWER
CX01	EXTERNAL CONCRETE PAVEMENT - DRIVEWAY
CX02	EXTERNAL CONCRETE PAVEMENT - FOOTPATH
DRS01	ROLLER SHUTTER - EXTERNAL. COLOUR: COLORBOND MANOR RED.
FAS01	FASCIA. COLOUR: COLORBOND WOODLAND GREY.
FK	FLUSH KERB
FL1	WALL MOUNTED FLOODLIGHT
FLP	FLAGPOLE
FNC01	PERIMETER PALISADE FENCING
FNC02	PERIMETER CHAINWIRE FENCING
GSIP	GRADED STORMWATER INLET PIT
GUT01	EAVES GUTTER. COLOUR: COLORBOND WOODLAND GREY.
HT	HOSE TAP
INS01	BELOW SLAB INSULATION - RIGID CLOSED CELL INSULATION BOARD
INS05	THERMAL WALL INSULATION - HIGH DENSITY GLASS WOOL BATTS
INS07	BONDED BOARD WALL INSULATION
KG	KERB & GUTTER
KIP	KERB INLET PIT
KO	KERB ONLY
LF01	LIGHT FITTING TYPE 01
MBC01	METAL BARGE CAPPING. COLOUR: COLORBOND WOODLAND GREY.
MC01	METAL WALL CLADDING - PROFILED STANDING SEAM. COLOUR: COLORBOND DUNE.
MC02	METAL WALL CLADDING - SOLID ALUMINIUM PANEL. COLOUR: RED.
MC03	METAL WALL & SOFFIT CLADDING - CORRUGATED. LYSAGHT CUSTOM ORB. COLOUR: COLORBOND DUNE.
MC04	METAL WALL CLADDING - LYSAGHT DOMINION. COLOUR: COLORBOND WALLABY.
MC05	METAL WALL CLADDING - LYSAGHT MINI ORB. COLOUR: COLORBOND SURFMIST.
MR01	METAL ROOFING - SQUARE CORRUGATED. SPANDEK. COLOUR: COLORBOND SHALE GREY.
MR02	METAL ROOFING - CORRUGATED. LYSAGHT CUSTOM ORB. COLOUR: COLORBOND SHALE GREY.
MRC01	METAL ROOF CAPPING. COLOUR: COLORBOND SHALE GREY.
PAV01	GRAVEL ON COMPRESSED SUBGRADE
RW	RETAINING WALL
RWT	RAINWATER TANK
SC	STRUCTURAL COLUMN
VP	VENT PIPE
WL01	WALL LIGHT TYPE 01
WST	WHEELSTOP

Issue			
No.	Date	Description	Chkd
P1	27/04/2023	80% DESIGN DEVELOPMENT	JV
P2	04/07/2023	95% DESIGN DEVELOPMENT	JV
P3	28/09/2023	90% DD ISSUE	JV

Changes to this Revision

PROJECT MANAGER
NSW PUBLIC WORKS ADVISORY
James Smith
0408 694 063
james.smith@pwa.nsw.gov.au

ARCHITECT, INTERIORS, LANDSCAPE
NBRS
John Vasco
4 Glen Street, Milsons Point, NSW 2061
02 9922 2344
john.vasco@nbrs.com.au

STRUCTURAL
NORTHROP
Rory Dale
Level 11, 345 George Street Sydney NSW 2000
02 9241 4188
rdale@northrop.com.au

CIVIL
NORTHROP
Joel DiFonzo
Level 11, 345 George Street Sydney NSW 2000
02 9156 3229
JDiFonzo@northrop.com.au

BUILDING SERVICES
NORTHROP
Brandon Shuttar
Level 2, 3 Horwood Place, Parramatta, NSW 2150
02 9156 3013
BShuttar@northrop.com.au

NCC CONSULTANT
MBC GROUP
Seb Howe
Suite 3/18 Sydney Rd, Manly NSW 2095
02 9156 1530
showe@mbc-group.com.au

Drawing Title
DELIVERABLES MATRIX

Project
NSW RURAL FIRE SERVICE -
MONARO FIRE CONTROL CENTRE

11 GEEBUNG ST, POLO FLAT, NSW 2630
LOT 14 DP150029
SNOWY MONARO REGIONAL COUNCIL

for
NSW RURAL FIRE SERVICE



NBRS

+61 2 9922 2344
Nominated Architect:
Andrew Duffin NSW 5602
NBRS & Partners Pty Ltd VIC 51197
Any form of replication of this drawing in full or in part without the written permission of NBRS+PARTNERS Pty Ltd constitutes an infringement of the copyright.
© 2022

nbrs.com.au

ABN 16 002 247 565

Date 4/10/2023 1:52:22 PM

Scale @ A1

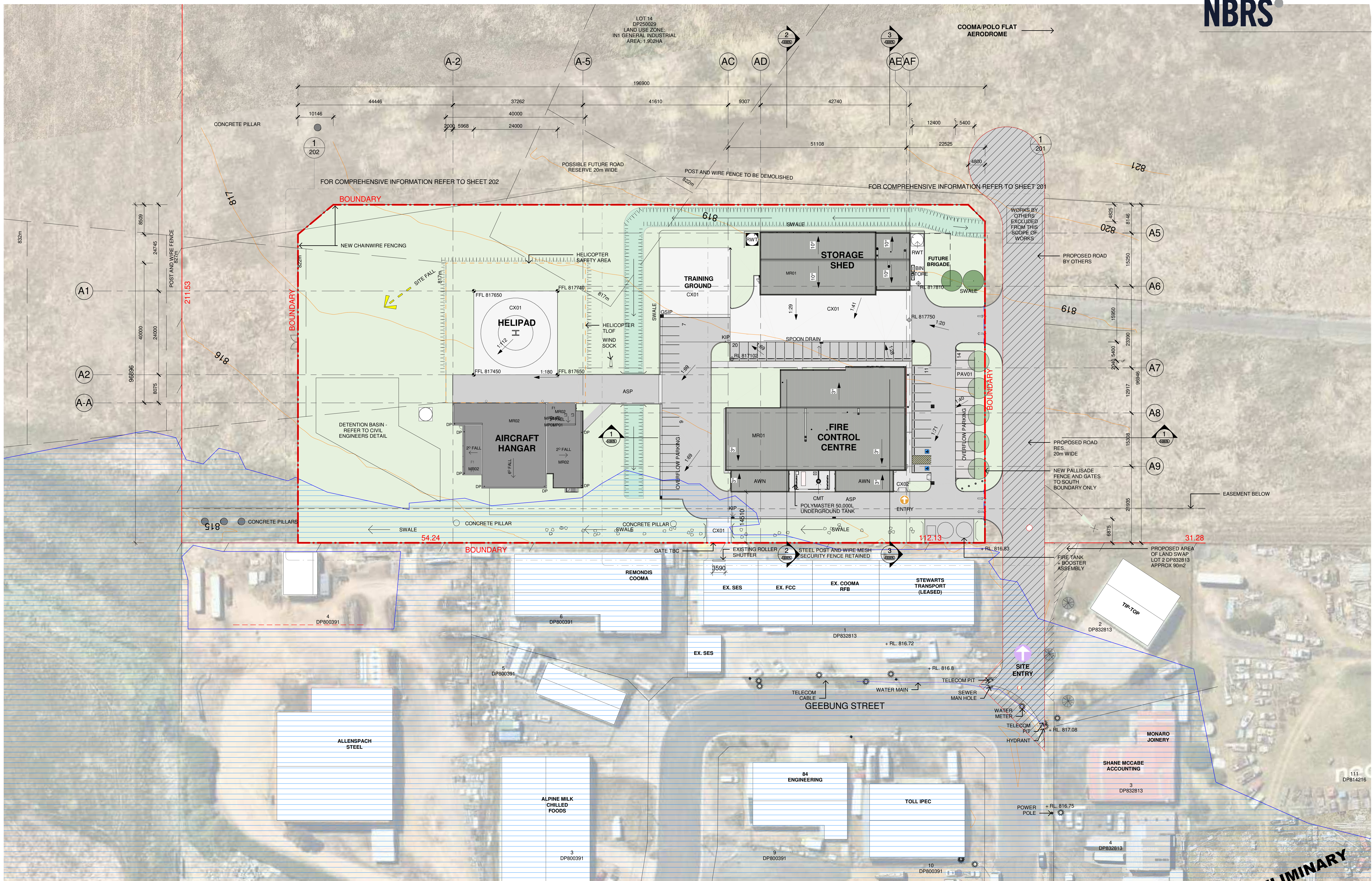
Drawing Reference

22396-NBRS-A-COO-DD-0001

Revision

P3

PRELIMINARY



1 SITE PLAN - PROPOSED

1 : 500

Issue No.	Date	Description	Chkd
P1	28/02/2023	25% DESIGN DEVELOPMENT	JV
P2	30/03/2023	DESIGN DEVELOPMENT	JV
P3	27/04/2023	80% DESIGN DEVELOPMENT	JV
P4	04/07/2023	95% DESIGN DEVELOPMENT	JV
P5	19/07/2023	DD WIP	SR
P6	28/09/2023	90% DD ISSUE	JV

Changes to this Revision

PROJECT MANAGER
NSW PUBLIC WORKS ADVISORY
 James Smith
 0408 694 063
 james.smith@pwa.nsw.gov.au

ARCHITECT, INTERIORS, LANDSCAPE
NBRS
 John Vasco
 4 Glen Street, Milsons Point, NSW 2061
 02 9922 2344
 john.vasco@nb.rs.com.au

STRUCTURAL
NORTHROP
 Rory Dale
 Level 11, 345 George Street Sydney NSW 2000
 02 9241 4188
 rdale@northrop.com.au

CIVIL
NORTHROP
 Joel DiFonzo
 Level 11, 345 George Street Sydney NSW 2000
 02 9156 3229
 JDIFonzo@northrop.com.au

BUILDING SERVICES
NORTHROP
 Brandon Shuttler
 Level 2, 3 Horwood Place, Parramatta, NSW 2150
 02 9156 3013
 bshuttler@northrop.com.au

NCC CONSULTANT
MBC GROUP
 Seb Howe
 Suite 3/18 Sydney Rd, Manly NSW 2095
 02 9939 1530
 showe@mbc-group.com.au

Drawing Title
SITE PLAN - PROPOSED

Project
NSW RURAL FIRE SERVICE -
MONARO FIRE CONTROL CENTRE

11 GEEBUNG ST, POLO FLAT, NSW 2630
 LOT 14 DP150029
 SNOWY MONARO REGIONAL COUNCIL

for
 NSW RURAL FIRE SERVICE



NBRS

+61 2 9922 2344
 Nominated Architect:
 Andrew Duffin NSW 5602
 NBRS & Partners Pty Ltd VIC 51197
 Any form of replication of this drawing in full or in part without the written permission of NBRS-PARTNERS Pty Ltd constitutes an infringement of the copyright.

nb.rs.com.au

ABN 16 002 247 565

Date 4/10/2023 1:52:40 PM
 Scale 1:500 @ A1

Drawing Reference
22396-NBRS-A-COO-DD-0200

Revision
P6

PRELIMINARY

- ASPHALT (ASP)
- CONCRETE HARDSTAND (CX01)
- CONCRETE FOOTPATH (CX02)
- GRAVEL (PAV01)
- LANDSCAPE
- VEHICULAR ACCESS
- PEDESTRIAN ACCESS

PROPOSED WORKS: 9,111.821m²

OVERALL SITE AREA: 19,024.276m²

618

828

EXTENT OF EXISTING RUNWAY

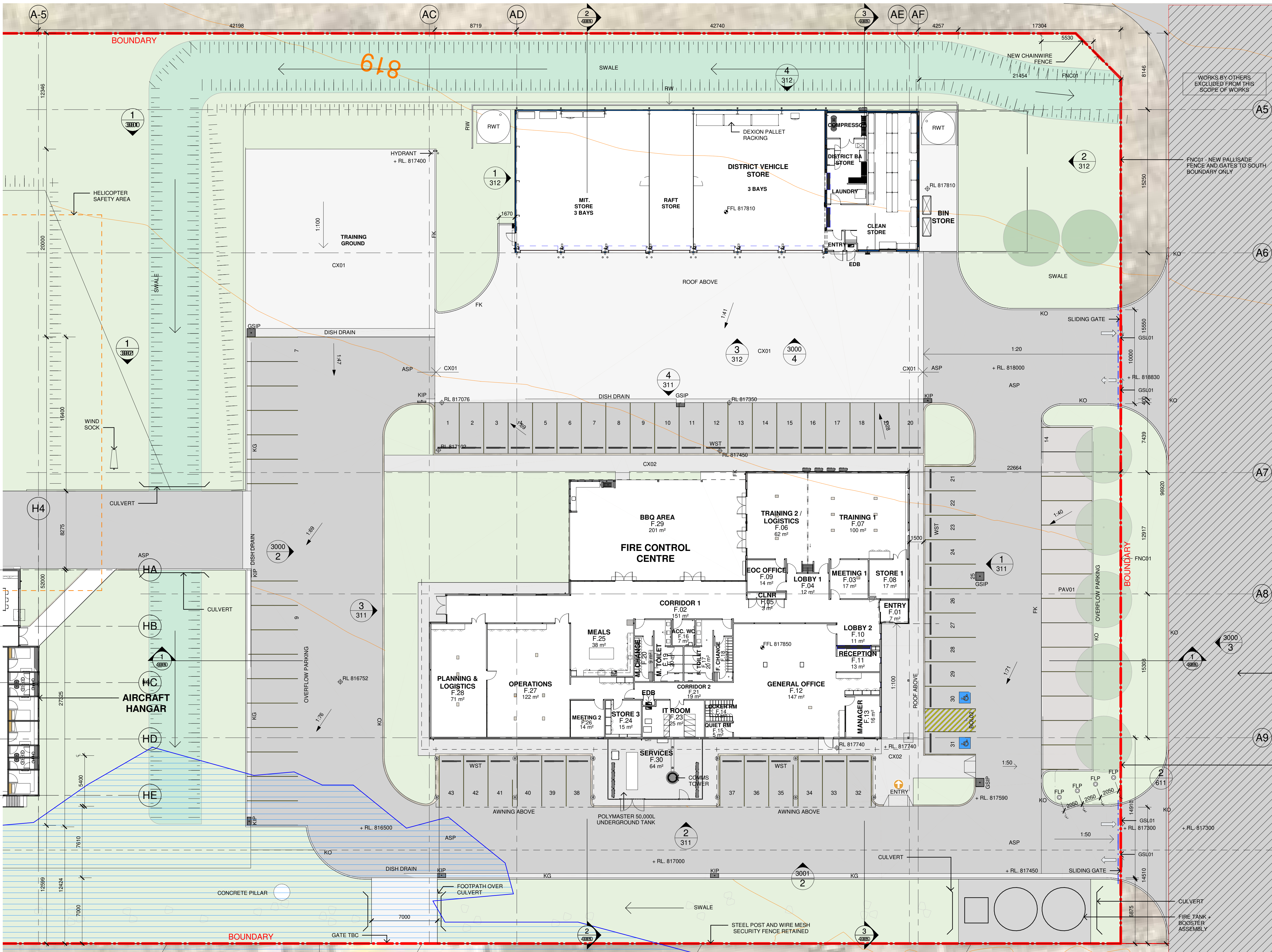
PROPOSED ROAD RES. 20m WIDE

NEW PALLISADE FENCE AND GATES TO SOUTH BOUNDARY ONLY

EXISTING EASEMENT

PROPOSED AREA OF LAND SWAP LOT 2 DP832813 APPROX 90m²

PRELIMINARY



1 GROUND FLOOR PLAN - SOUTH
1 : 200

Issue No.	Date	Description	Chkd
P1	28/09/2023	90% DD ISSUE	JV

Changes to this Revision

PROJECT MANAGER
NSW PUBLIC WORKS ADVISORY
James Smith
0408 694 063
james.smith@pwa.nsw.gov.au

ARCHITECT, INTERIORS, LANDSCAPE
NBRS
John Vasco
4 Glen Street, Milsons Point, NSW 2061
02 9922 2344
john.vasco@nbns.com.au

STRUCTURAL
NORTHROP
Rory Dale
Level 11, 345 George Street Sydney NSW 2000
02 9241 4188
Rdale@northrop.com.au

CIVIL
NORTHROP
Joel DiFonzo
Level 11, 345 George Street Sydney NSW 2000
02 9156 3229
JDiFonzo@northrop.com.au

BUILDING SERVICES
NORTHROP
Brandon Shuttler
Level 2, 3 Horwood Place, Parramatta, NSW 2150
02 9156 3013
BShuttler@northrop.com.au

NCC CONSULTANT
MBG GROUP
Seb Howe
Suite 3/18 Sydney Rd, Manly NSW 2095
02 9939 1530
showe@mbg-group.com.au

Drawing Title
GROUND FLOOR PLAN - SOUTH

Project
NSW RURAL FIRE SERVICE -
MONARO FIRE CONTROL CENTRE

11 GEEBUNG ST, POLO FLAT, NSW 2630
LOT 14 DP150029
SNOWY MONARO REGIONAL COUNCIL

for
NSW RURAL FIRE SERVICE



NBRS

+61 2 9922 2344
Nominated Architect:
Andrew Duffin NSW 5602
NBRS & Partners Pty Ltd VIC 51197
Any form of replication of this drawing in full or in part without the written permission of NBRS-PARTNERS Pty Ltd constitutes an infringement of the copyright.

nbns.com.au

ABN 16 002 247 565

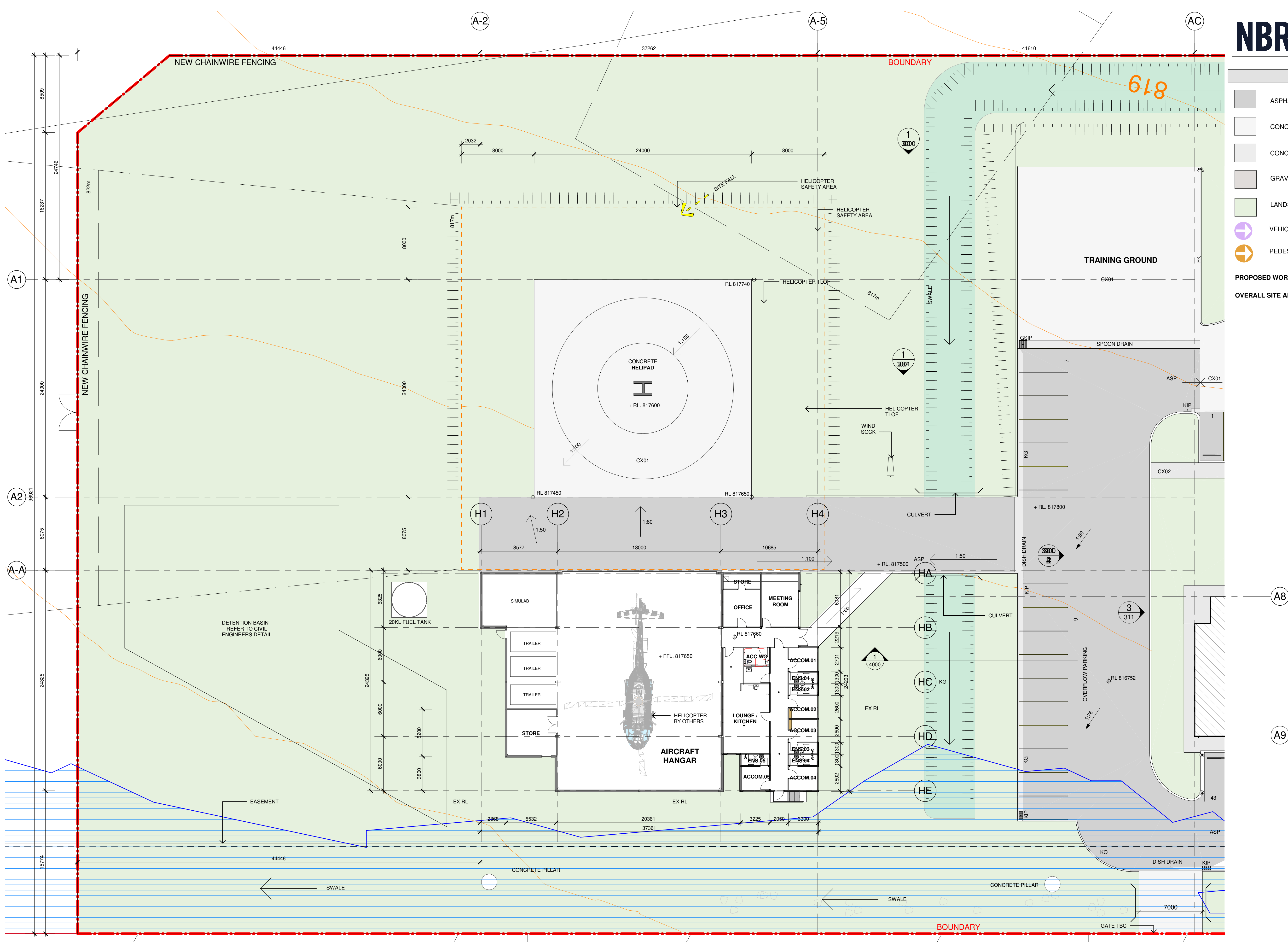
Date 4/10/2023 1:53:04 PM
Scale 1:100 @ A1

Drawing Reference
22396-NBRS-A-COO-DD-0201

Revision
P1

LEGEND

- ASPHALT (ASP)
- CONCRETE HARDSTAND (CX01)
- CONCRETE FOOTPATH (CX02)
- GRAVEL (PAV01)
- LANDSCAPE
- VEHICULAR ACCESS
- PEDESTRIAN ACCESS

PROPOSED WORKS: 9,111.821m²OVERALL SITE AREA: 19,024.276m²

1 GROUND FLOOR PLAN - NORTH

Issue 1 : 200

No.	Date	Description	Chkd
P1	28/09/2023	90% DD ISSUE	JV

Changes to this Revision

PROJECT MANAGER
NSW PUBLIC WORKS ADVISORY
James Smith
0408 694 063
james.smith@pwa.nsw.gov.au

ARCHITECT, INTERIORS, LANDSCAPE
NBRS
John Vasco
4 Glen Street, Milsons Point, NSW 2061
02 9922 2344
john.vasco@nb.rs.com.au

STRUCTURAL
NORTHROP
Rory Dale
Level 11, 345 George Street Sydney NSW 2000
02 9241 4188
RDale@northrop.com.au

CIVIL
NORTHROP
Joel DiFonzo
Level 11, 345 George Street Sydney NSW 2000
02 9156 3229
JDiFonzo@northrop.com.au

BUILDING SERVICES
NORTHROP
Brandon Shuttler
Level 2, 3 Horwood Place, Parramatta, NSW 2150
02 9156 3013
BShuttler@northrop.com.au

NCC CONSULTANT
MBG GROUP
Seb Howe
Suite 3/18 Sydney Rd, Manly NSW 2095
02 9939 1530
showe@mbg-group.com.au

Drawing Title
GROUND FLOOR PLAN - NORTH

Project
NSW RURAL FIRE SERVICE -
MONARO FIRE CONTROL CENTRE

11 GEEBUNG ST, POLO FLAT, NSW 2630
LOT 14 DP150029
SNOWY MONARO REGIONAL COUNCIL

for
NSW RURAL FIRE SERVICE



NBRS

+61 2 9922 2344
Nominated Architect:
Andrew Duffin NSW 5602
NBRS & Partners Pty Ltd VIC 51197
Any form of replication of this drawing in full or in part without the written permission of NBRS-PARTNERS Pty Ltd constitutes an infringement of the copyright.

nb.rs.com.au

ABN 16 002 247 565

Date 4/10/2023 1:55:24 PM
Scale As indicated @ A1

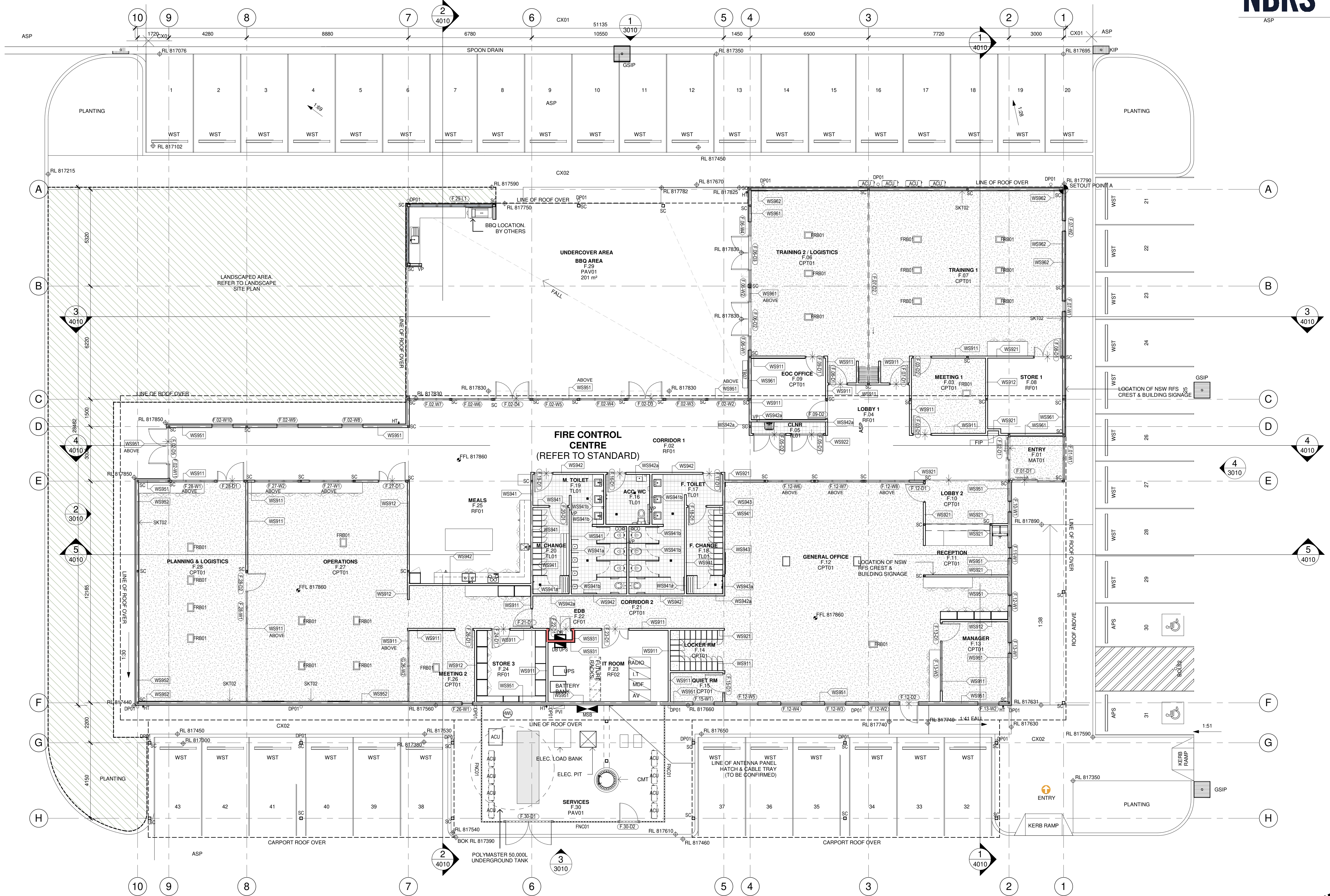
Drawing Reference

22396-NBRS-A-COO-DD-0202

Revision

P1

PRELIMINARY



PRELIMINARY

Issue No.	Date	Description	Chkd
P1	28/02/2023	25% DESIGN DEVELOPMENT	JV
P2	30/03/2023	DESIGN DEVELOPMENT	JV
P3	27/04/2023	80% DESIGN DEVELOPMENT	JV
P4	04/07/2023	95% DESIGN DEVELOPMENT	JV
P5	28/09/2023	90% DD ISSUE	JV

Changes to this Revision

PROJECT MANAGER
NSW PUBLIC WORKS ADVISORY
James Smith
0408 694 063
james.smith@pwa.nsw.gov.au

ARCHITECT, INTERIORS, LANDSCAPE
NBRS
John Vasco
4 Glen Street, Milsons Point, NSW 2061
02 9922 2344
john.vasco@nbns.com.au

STRUCTURAL
NORTHROP
Rory Dale
Level 11, 345 George Street Sydney NSW 2000
02 9241 4188
rdale@northrop.com.au

CIVIL
NORTHROP
Joel Di Fonzo
Level 11, 345 George Street Sydney NSW 2000
02 9156 3013
jdi@northrop.com.au

BUILDING SERVICES
NORTHROP
Brandon Shuttler
Level 2, 3 Horwood Place, Parramatta, NSW 2150
02 9156 3013
bshuttler@northrop.com.au

NCC CONSULTANT
MBG GROUP
Seb Howe
Suite 3/18 Sydney Rd, Manly NSW 2095
02 9939 1530
showe@mbg-group.com.au

Drawing Title
**GROUND FLOOR PLAN
FIRE CONTROL CENTRE
SNOWY MONARO**

Project
**NSW RURAL FIRE SERVICE -
MONARO FIRE CONTROL CENTRE**

11 GEEBUNG ST, POLO FLAT, NSW 2630
LOT 14 DP150029
SNOWY MONARO REGIONAL COUNCIL

for
NSW RURAL FIRE SERVICE



NBRS[®]

+61 2 9922 2344
Nominated Architect:
Andrew Duffin NSW 5602
NBRS & Partners Pty Ltd VIC 51197
Any form of replication of this drawing in full or in part without the written permission of NBRS-PARTNERS Pty Ltd constitutes an infringement of the copyright.

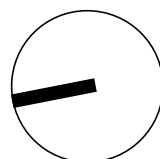
nbns.com.au

ABN 16 002 247 565

Date 4/10/2023 1:55:36 PM
Scale 1:100 @ A1

Drawing Reference
22396-NBRS-A-COO-DD-1110

Revision
P5



Drawing Reference	Revision
22396-NBRS-A-COO-DD-1120	P5

GENERAL NOTES

READ THESE DRAWINGS IN CONJUNCTION WITH ALL ARCHITECTURAL DRAWINGS AND OTHER CONSULTANTS DRAWINGS AND SPECIFICATIONS AND WITH SUCH OTHER WRITTEN INSTRUCTIONS AS ISSUED DURING THE COURSE OF CONTRACT. REFER ANY DISCREPANCIES TO THE ARCHITECT FOR DECISION BEFORE PROCEEDING WITH THE WORK.

DO NOT SCALE FROM THE DRAWINGS. VERIFY ALL DIMENSIONS AND LEVELS FOR SETTING OUT AND OFF-SITE WORK BEFORE CONSTRUCTION AND FABRICATION BEGIN. UNLESS NOTED OTHERWISE ALL DIMENSIONS ARE IN MILLIMETRES.

ALL WORK SHALL BE UNDERTAKEN IN A SAFE AND RESPONSIBLE MANNER AND IN ACCORDANCE WITH ALL WORKCOVER REQUIREMENTS AND OH&S ACT REGULATIONS.

INSTALL ALL PROPRIETARY SYSTEMS IN ACCORDANCE WITH MANUFACTURERS RECOMMENDATIONS.

ENSURE THAT SUFFICIENT TOLERANCES ARE PROVIDED AND INTEGRATED THROUGHOUT ALL ELEMENTS OF THE WORKS.

REFER TO SERVICES CONSULTANTS DRAWINGS FOR SERVICES EQUIPMENT, LOCATIONS AND REQUIREMENTS. REPORT ANY DISCREPANCIES TO THE DESIGNER.

STRUCTURE SHOWN FOR SETOUT AND COORDINATION ONLY. REFER STRUCTURAL ENGINEERS DRAWINGS FOR SIZES AND CONNECTION DETAILS.

FITTING SIZES SHOWN FOR SETOUT AND COORDINATION ONLY. REFER TO SERVICE ENGINEERS DRAWING FOR ALL SERVICE EQUIPMENT SIZING AND OUTLET DETAILS REQUIREMENTS.

SETOUT OF SANITARY & PLUMBING FIXTURES TO CENTRE POINT OF FIXTURE. FINAL POSITION OF DRAINAGE PENETRATION TO BE CONFIRMED ON SITE.

ARRANGE FOR PROVISION OF ADDITIONAL STUD & NOGGINGS IN WALLS BEHIND JOINERY & FFE ITEMS. ALLOW TO COORDINATE SERVICES REQUIRED FOR LOOSE & FIXED ITEMS.

DIMENSIONS ARE MEASURE FROM FACE OF BLOCK. STUDWORK. ANY SUBSTRATES OR FINISHES ARE EXCLUDED UNLESS NOTED OTHERWISE.

REFER TO DOOR SCHEDULE DRAWINGS & SPECIFICATIONS FOR ALL DOOR FRAME TYPES, DOOR LEAF TYPES, DOOR LEAF DIMENSIONS, RATINGS, FEATURES, EQUIPMENT, HARDWARE AND FINISHES.

UNLESS ALTERNATE DETAILS ARE DOCUMENTED, ALL PROPRIETARY DOORS & GLAZING SUITES ARE TO BE MANUFACTURED, SUPPLIED AND INSTALLED IN ACCORDANCE WITH MANUFACTURERS RECOMMENDATIONS.

GLAZING TO BE INSTALLED TO AS1288 OR TO MEET ACOUSTIC REQUIREMENTS AS NOTED.

REFER TO FINISHES SCHEDULES AND ROOM LAYOUT SHEETS FOR ALL FINISHES AND COLOURS INCLUDING ADDITIONAL APPLIED FINISHES TO INTERNAL CEILING AND EXTERNAL SOFFITS.

FINISHES LEGEND

FLOOR TYPE

CF02 STEEL TROWL FINISHED
CF03 SEALED CONCRETE
HONED EXPOSED
AGGREGATE SEALED
CONCRETE FINISH
RF01 VINYL FLOORING
TL01 CERAMIC WALL TILES
TL02 CERAMIC WALL TILES
TL03 CERAMIC FLOOR TILES
CPT01 CARPET RUG
CPT02 CARPET
CPT03 CARPET

OTHER FINISHES

ALL EXPOSED STRUCTURAL STEEL
ABRASIVE BLAST CLEANED TO A
GLASS 2.5 FINISH IN ACCORDANCE
WITH AS 1627 PART 4 AND PAINTED
WITH AN INORGANIC ZINC
SILICATE PAINT COMPLYING WITH AS
2105 SO THAT THE MINIMUM DRY FILM
THICKNESS IS 75 MICROMETRES.
THEN PAINTED IN DULUX FERREKO
No.3 - COLOUR: MID GREY.

SYMBOL LEGEND

ROOM TAG

ROOM NAME
OFFICE
RM.G.103
LEVEL
ROOM NUMBER

DOOR TAG

INDICATE DOOR
D.G.103.1
LEVEL
ROOM NUMBER
DOOR NUMBER

WINDOW TAG

INDICATE WINDOW
W.G.103.1
LEVEL
ROOM NUMBER
WINDOW NUMBER

FLOOR TAG

TYPE OF FLOOR
INDICATE FLOOR
FT-01

WALL TAG

TYPE OF WALL
INDICATE WALL
WT101

CEILING TAG

TYPE OF CEILING
INDICATE CEILING
CT-01
HEIGHT CEILING (numeric)
RAISED CEILING (shaded)
NO CEILING (-)

ABBREVIATIONS INDEX

AFPL ABOVE FINISHED FLOOR LEVEL	FE FIRE EXTINGUISHER	RHS RECTANGULAR HOLLOW SECTION
AP ACCESS PANEL	FFL FINISH FLOOR LEVEL	RL REDUCED LEVEL
BAL BALUSTRADE	FS FIXED GLAZING	RM ROOM NAME
BCHS BENCH SEAT	FRR FIRE RESISTANCE LEVEL	RS ROOF SHEETING
BFR ROOF FLASHING	FSL FINISHED STRUCTURAL LEVEL	RT RAMPED THRESHOLD
BH BULKHEAD	FT FLOOR TYPE	REFR REFRIGERATOR
BKC BOOKCASE	FW FLOOR WASTE	RV ROOF VENTILATOR
BLK BLOCKWORK	GALV GALVANISED	SC STRUCTURAL COLUMN
BOL BOLLARD	GD GRADE DRAIN	SCR SCREEN MESH
C/C CENTRE TO CENTRE	GDR GUARDRAIL	SHS SQUARE HOLLOW SECTION
CHRS CHAIR CLERICAL	GT GULLY TRAP	SHR ACCESSIBLE SHOWER
CHS CIRCULAR HOLLOW SECTION	HB HANDRASSIN	SHR SIMILAR
CJ CONTROL JOINT	HR HANDRAIL	SJ SAWCUT
COL COLUMN	HWS HOT WATER UNIT	SKG SKIRTING
COMC CONCRETE	INS INSULATION	SKK SINK
COS CONFIRM ON SITE	JN JOINERY UNIT	SUD SHELF UNIT TOP OVER JOINERY
CT CEILING TYPE	LCK LOCKERS	TBC TO BE CONFIRMED
CTRS CENTRES	LCP LOCKER PLINTH	TGSI TACTILE GROUND SURFACE INDICATORS
CWM CHAINWIRE MESH	LV LOUVRE	TMV THERMOSTATIC MIXING VALVE
D DOOR	M METRE	TOP TOP OF FOOTING
DB DISTRIBUTION BOARD	MB MOTOR CONTROL	TOW TOP OF WALL
DIA DIAMETER	MF METAL FLASHING	TYPE # (TYPE VARIES)
DJ DOWELED JOINT	MJ MOVEMENT JOINT	UA UNEQUAL ANGLE
DM MOBILE DRAWER UNIT	UB UNIVERSAL BEAM	UC UNIVERSAL COLUMN
DP RAINWATER DOWNPIPE	MSB MAIN SWITCHBOARD	UC UNIVERSAL COLUMN
DSK DESK	NIS NOT TO SCALE	VOS VERIFY ON SITE
EQT DENOTES EXISTING	OPNG OUTSIDE ROSE TAP	VP VISION PANEL
EA EQUAL ANGLE	OPNG OPENING	VTP VENT PIPE
EJ EXPANSION JOINT	PF PAINT FINISH	W WINDOW
EQ EQUAL	PPC PARALLEL FLANGE CHANNEL	WC WOODWORK
EX EXIT SIGN	PEND SLAB PENETRATION	WS WOODWORK
FACP FIRE INDICATOR PANEL	PSM PERFORATED SHEET METAL	WV WOODWORK
FCL FINISH CEILING LEVEL	RCP REFLECTED CEILING PLAN	WV WOODWORK
FOR FILING CABINET	RD ROLLER SHUTTER DOOR	WV WOODWORK

1 GROUND FLOOR PLAN - STAGE 1
1 : 100

Issue No.	Date	Description	Chkd
P1	04/07/2023	95% DESIGN DEVELOPMENT	JV
P2	19/07/2023	DD WIP	SR
P3	28/09/2023	90% DD ISSUE	JV

Changes to this Revision

PROJECT MANAGER
NSW PUBLIC WORKS ADVISORY
James Smith
0408 694 063
james.smith@pwa.nsw.gov.au

ARCHITECT, INTERIORS, LANDSCAPE
NBRS
John Vasco
4 Glen Street, Milsons Point, NSW 2061
02 9922 2344
john.vasco@nbns.com.au

STRUCTURAL
NORTHROP
Rory Dale
Level 11, 345 George Street Sydney NSW 2000
02 9241 4188
Rdale@northrop.com.au

CIVIL
NORTHROP
Joel DiFonzo
Level 11, 345 George Street Sydney NSW 2000
02 9156 3229
JDiFonzo@northrop.com.au

BUILDING SERVICES
NORTHROP
Brandon Shuttler
Level 2, 3 Horwood Place, Parramatta, NSW 2150
02 9156 3013
BShuttler@northrop.com.au

NCC CONSULTANT
MBC GROUP
Seb Howe
Suite 3/18 Sydney Rd, Manly NSW 2095
02 9939 1530
showe@mbc-group.com.au

Drawing Title
GROUND FLOOR PLAN - STAGE 1
AIRCRAFT HANAGR

Project
NSW RURAL FIRE SERVICE -
MONARO FIRE CONTROL CENTRE

11 GEEBUNG ST, POLO FLAT, NSW 2630
LOT 14 DP150029
SNOWY MONARO REGIONAL COUNCIL

for
NSW RURAL FIRE SERVICE

NBRS

+61 2 9922 2344
Nominated Architect:
Andrew Duffin NSW 5602
NBRS & Partners Pty Ltd VIC 51197

nbns.com.au

ABN 16 002 247 565

Any form of replication of this drawing in full or in part without the written permission of NBRS+PARTNERS Pty Ltd constitutes an infringement of the copyright.

Date 4/10/2023 1:55:50 PM
Scale 1:100 @ A1

Drawing Reference

22396-NBRS-A-COO-DD-1140

Revision

P3

READ THESE DRAWINGS IN CONJUNCTION WITH ALL ARCHITECTURAL DRAWINGS AND OTHER CONSULTANTS DRAWINGS AND SPECIFICATIONS AND WITH SUCH OTHER WRITTEN INSTRUCTIONS AS ISSUED DURING THE COURSE OF CONTRACT. REFER ANY DISCREPANCIES TO THE ARCHITECT FOR DECISION BEFORE PROCEEDING WITH THE WORK.

DO NOT SCALE FROM THE DRAWINGS. VERIFY ALL DIMENSIONS AND LEVELS FOR SETTING OUT AND OFF-SITE WORK BEFORE CONSTRUCTION AND FABRICATION BEGIN. UNLESS NOTED OTHERWISE ALL DIMENSIONS ARE IN MILLIMETRES.

ALL WORK SHALL BE UNDERTAKEN IN A SAFE AND RESPONSIBLE MANNER AND IN ACCORDANCE WITH ALL WORKCOVER REQUIREMENTS AND OH&S ACT REGULATIONS.

INSTALL ALL PROPRIETARY SYSTEMS IN ACCORDANCE WITH MANUFACTURERS RECOMMENDATIONS.

ENSURE THAT SUFFICIENT TOLERANCES ARE PROVIDED AND INTEGRATED THROUGHOUT ALL ELEMENTS OF THE WORKS.

REFER TO SERVICES CONSULTANTS DRAWINGS FOR SERVICES EQUIPMENT, LOCATIONS AND REQUIREMENTS. REPORT ANY DISCREPANCIES TO THE DESIGNER.

STRUCTURE SHOWN FOR SETOUT AND COORDINATION ONLY. REFER STRUCTURAL ENGINEERS DRAWINGS FOR SIZES AND CONNECTION DETAILS.

FITTING SIZES SHOWN FOR SETOUT AND COORDINATION ONLY. REFER TO SERVICE ENGINEERS DRAWING FOR ALL SERVICE EQUIPMENT SIZING AND OUTLET DETAILS REQUIREMENTS.

SETOUT OF SANITARY & PLUMBING FIXTURES TO CENTRE POINT OF FIXTURE. FINAL POSITION OF DRAINAGE PENETRATION TO BE CONFIRMED ON SITE.

ARRANGE FOR PROVISION OF ADDITIONAL STUD & NOGGS IN WALLS BEHIND JOINERY & FFE ITEMS. ALLOW TO COORDINATE SERVICES REQUIRED FOR LOOSE & FIXED ITEMS.

DIMENSIONS ARE MEASURE FROM FACE OF BLOCK. STUDWORK. ANY SUBSTRATES OR FINISHES ARE EXCLUDED UNLESS NOTED OTHERWISE.

REFER TO DOOR SCHEDULE DRAWINGS & SPECIFICATIONS FOR ALL DOOR FRAME TYPES, DOOR LEAF TYPES, DOOR LEAF DIMENSIONS, RATINGS, FEATURES, EQUIPMENT, HARDWARE AND FINISHES.

UNLESS ALTERNATE DETAILS ARE DOCUMENTED, ALL PROPRIETARY DOORS & GLAZING SUITES ARE TO BE MANUFACTURED, SUPPLIED AND INSTALLED IN ACCORDANCE WITH MANUFACTURERS RECOMMENDATIONS.

GLAZING TO BE INSTALLED TO AS1288 OR TO MEET ACOUSTIC REQUIREMENTS AS NOTED.

REFER TO FINISHES SCHEDULES AND ROOM LAYOUT SHEETS FOR ALL FINISHES AND COLOURS INCLUDING ADDITIONAL APPLIED FINISHES TO INTERNAL CEILING AND EXTERNAL SOFFITS.

FINISHES LEGEND

FLOOR TYPE

CF02 STEEL TROWL FINISHED
CF03 SEALED CONCRETE
HONED EXPOSED
CONCRETE FINISH
RF01 VINYL FLOORING
TL01 CERAMIC WALL TILES
TL02 CERAMIC WALL TILES
TL03 CERAMIC FLOOR TILES
CPT01 CARPET RUG
CPT02 CARPET
CPT03 CARPET

OTHER FINISHES

ALL EXPOSED STRUCTURAL STEEL
ABRASIVE BLAST CLEANED TO A
GLASS 2.5 FINISH IN ACCORDANCE
WITH AS 1627 PART 4 AND PAINTED
WITH AN INORGANIC ZINC
SILICATE PAINT COMPLYING WITH AS
2105 SO THAT THE MINIMUM DRY FILM
THICKNESS IS 75 MICROMETRES.
THEN PAINTED IN DULUX FERREKO
No.3 - COLOUR: MID GREY.

SYMBOL LEGEND

ROOM TAG

ROOM NAME
OFFICE
RM.G.103
LEVEL
INDICATE ROOM
ROOM NUMBER

DOOR TAG

INDICATE DOOR
D.G.103.1
LEVEL
ROOM NUMBER
DOOR NUMBER

WINDOW TAG

INDICATE WINDOW
W.G.103.1
LEVEL
ROOM NUMBER
WINDOW NUMBER

FLOOR TAG

TYPE OF FLOOR
INDICATE FLOOR
FT-01

WALL TAG

TYPE OF WALL
INDICATE WALL
WT101

CEILING TAG

TYPE OF CEILING
INDICATE CEILING
CT-01
HEIGHT CEILING
RAISED CEILING
NO CEILING

ABBREVIATIONS INDEX

AFPL ABOVE FINISHED FLOOR LEVEL	FE FIRE EXTINGUISHER	RHS RECTANGULAR HOLLOW SECTION
AP ACCESS PANEL	FFL FINISH FLOOR LEVEL	RL REDUCED LEVEL
BAL BALUSTRADE	FG FIXED GLAZING	RM ROOM MARK
BCHS BENCH SEAT	FRR FIRE RESISTANCE LEVEL	RS ROOF SHEETING
BFR ROOF FLASHING	FSL FINISHED STRUCTURAL LEVEL	RT RAMPED THRESHOLD
BH BULKHEAD	FT FLOOR TYPE	REFR REFRIGERATOR
BKC BOOKCASE	FW FLOOR WASTE	RV ROOF VENTILATOR
BLK BLOCKWORK	GALV GALVANISED	SC STRUCTURAL COLUMN
BOL BOLLARD	GDR GRADE DRAIN	SCR SCREEN MESH
C/C CENTRE TO CENTRE	GT GUARDRAIL	SHS SQUARE HOLLOW SECTION
CHRS CHAIR CLEVERAL	GT GULLY TRAP	SHR ACCESSIBLE SHOWER
CHS CIRCULAR HOLLOW SECTION	HB HANDRASSIN	SHR SIMILAR
CJ CONTROL JOINT	HR HANDRAIL	SJ SAWCUT
COL COLUMN	HWS HOT WATER UNIT	SKG SKIRTING
COMC CONCRETE	INS INSULATION	SKK SINK
COS CONFIRM ON SITE	JN JOINERY UNIT	SUD SHELF UNIT TOP OVER JOINERY
CT CEILING TYPE	LCK LOCKERS	TBC TO BE CONFIRMED
CTRS CENTRES	LCP LOCKER PLINTH	TGSI TACTILE GROUND SURFACE INDICATORS
CWM CHAINWIRE MESH	LV LOUVRE	TMV THERMOSTATIC MIXING VALVE
D DOOR	M METRE	TOP TOP OF FOOTING
DB DISTRIBUTION BOARD	MB MOTOR CONTROL	TOW TOP OF WALL
DIA DIAMETER	MF METAL FLASHING	TYPE # (TYPE VARIES)
DJ DOWELED JOINT	MJ MOVEMENT JOINT	UA UNEQUAL ANGLE
DM MOBILE DRAWER UNIT	UB UNIVERSAL BEAM	UC UNIVERSAL COLUMN
DP RAINWATER DOWNPIPE	MSB MAIN SWITCHBOARD	VOS VERIFY ON SITE
DSK DESK	NIS NOT TO SCALE	VP VISION PANEL
EQ DENOTES EXISTING	OPNG OPENING	VTP VENT PIPE
EA EQUAL ANGLE	PF PAINT FINISH	W WINDOW
EJ EXPANSION JOINT	PPC PARALLEL FLANGE CHANNEL	WC WOOD
EQ EQUAL	PEN0 PENETRATED SHEET METAL	WS WALL
EX EXIT SIGN	RCP REFLECTED CEILING PLAN	WT WALL TYPE
FACP FIRE INDICATOR PANEL	RL REFLECTED CEILING LEVEL	
FCL FINISH CEILING LEVEL	RD ROLLER SHUTTER DOOR	
FOR FILING CABINET		

1 GROUND FLOOR PLAN - STAGE 2
1 : 100

Issue			
No.	Date	Description	Chkd
P1	28/09/2023	90% DD ISSUE	JV

Changes to this Revision

PROJECT MANAGER
NSW PUBLIC WORKS ADVISORY
James Smith
0408 694 063
james.smith@pwa.nsw.gov.au

ARCHITECT, INTERIORS, LANDSCAPE
NBRS
John Vasco
4 Glen Street, Milsons Point, NSW 2061
02 9922 2344
john.vasco@nbns.com.au

STRUCTURAL
NORTHROP
Rory Dale
Level 11, 345 George Street Sydney NSW 2000
02 9241 4188
Rdale@northrop.com.au

CIVIL
NORTHROP
Joel DiFonzo
Level 11, 345 George Street Sydney NSW 2000
02 9156 3229
JDiFonzo@northrop.com.au

BUILDING SERVICES
NORTHROP
Brandon Shuttler
Level 2, 3 Horwood Place, Parramatta, NSW 2150
02 9156 3013
BShuttler@northrop.com.au

NCC CONSULTANT
MBC GROUP
Seb Howe
Suite 3/18 Sydney Rd, Manly NSW 2095
02 9939 1530
showe@mbc-group.com.au

Drawing Title
GROUND FLOOR PLAN - STAGE 2
AIRCRAFT HANAGR

Project
NSW RURAL FIRE SERVICE -
MONARO FIRE CONTROL CENTRE

11 GEEBUNG ST, POLO FLAT, NSW 2630
LOT 14 DP150029
SNOWY MONARO REGIONAL COUNCIL

for
NSW RURAL FIRE SERVICE

+61 2 9922 2344
Nominated Architect:
Andrew Duffin NSW 5602
NBRS & Partners Pty Ltd VIC 51197

nbns.com.au

ABN 16 002 247 565

Any form of replication of this drawing in full or in part without the written permission of NBRS-PARTNERS Pty Ltd constitutes an infringement of the copyright.

Date 4/10/2023 1:55:57 PM
Scale 1:100 @ A1

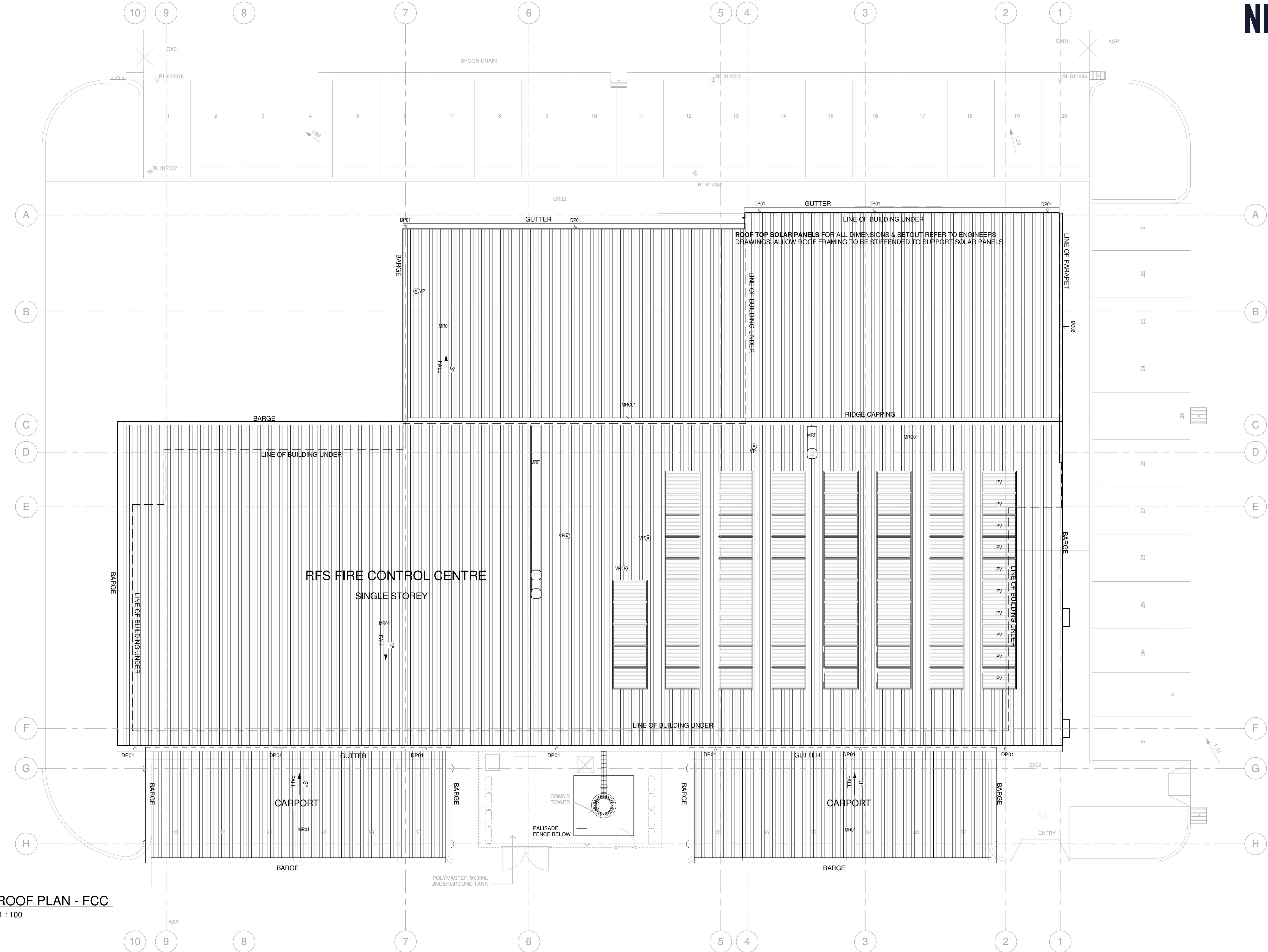
Drawing Reference

22396-NBRS-A-COO-DD-1141

Revision

P1

1 ROOF PLAN - FCC
1 : 100



Issue No.	Date	Description	Chkd
P1	28/02/2023	25% DESIGN DEVELOPMENT	JV
P2	30/03/2023	DESIGN DEVELOPMENT	JV
P3	27/04/2023	80% DESIGN DEVELOPMENT	JV
P4	04/07/2023	95% DESIGN DEVELOPMENT	JV
P5	28/09/2023	90% DD ISSUE	JV

Changes to this Revision

PROJECT MANAGER
NSW PUBLIC WORKS ADVISORY
James Smith
0408 694 063
james.smith@pwa.nsw.gov.au

ARCHITECT, INTERIORS, LANDSCAPE
NBRS
John Vasco
4 Glen Street, Milsons Point, NSW 2061
02 9922 2344
john.vasco@nbrs.com.au

STRUCTURAL
NORTHROP
Rory Dale
Level 11, 345 George Street Sydney NSW 2000
02 9241 4188
Rdale@northrop.com.au

CIVIL
NORTHROP
Joel DiFonzo
Level 11, 345 George Street Sydney NSW 2000
02 9156 3229
JDiFonzo@northrop.com.au

BUILDING SERVICES
NORTHROP
Brandon Shuttler
Level 2, 3 Horwood Place, Parramatta, NSW 2150
02 9156 3013
BShuttler@northrop.com.au

NCC CONSULTANT
MBG GROUP
Seb Howe
Suite 3/18 Sydney Rd, Manly NSW 2095
02 9156 1530
showe@mbg-group.com.au

Drawing Title
ROOF PLAN
FIRE CONTROL CENTRE
SNOWY MONARO

Project
NSW RURAL FIRE SERVICE -
MONARO FIRE CONTROL CENTRE
LOT 14 DP150029
SNOWY MONARO REGIONAL COUNCIL
for
NSW RURAL FIRE SERVICE

NBRS
+61 2 9922 2344
Nominated Architect:
Andrew Duffin NSW 5602
NBRS & Partners Pty Ltd VIC 51197
Any form of replication of this drawing in full or in part without the written permission of NBRS-PARTNERS Pty Ltd constitutes an infringement of the copyright.
© 2022

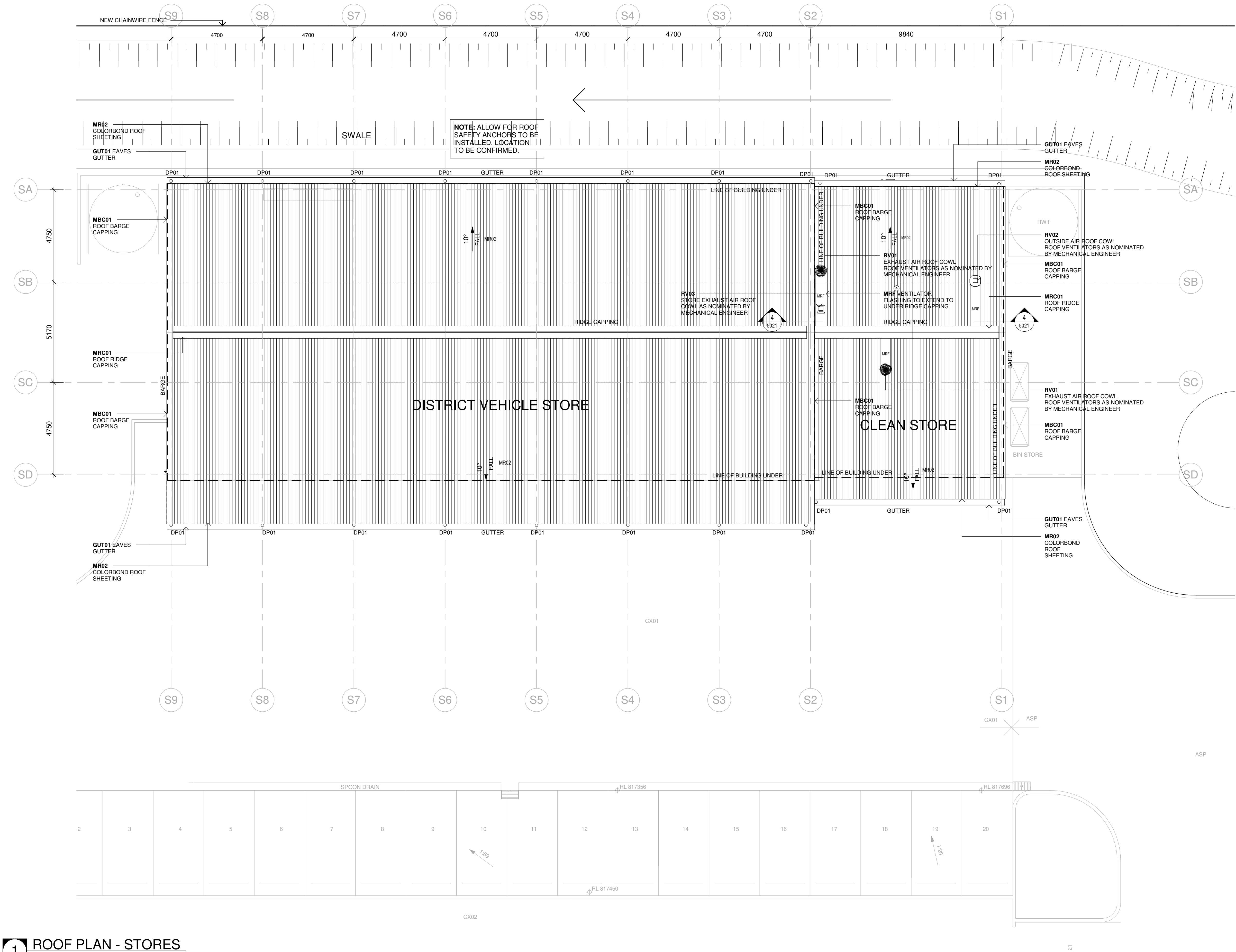
nbrs.com.au

ABN 16 002 247 565

Date 4/10/2023 1:56:04 PM
Scale 1:100 @ A1

Drawing Reference 22396-NBRS-A-COO-DD-1210
Revision P5

PRELIMINARY



1 ROOF PLAN - STORES
1 : 100

Issue No.	Date	Description	Chkd
P1	28/02/2023	25% DESIGN DEVELOPMENT	JV
P2	30/03/2023	DESIGN DEVELOPMENT	JV
P3	27/04/2023	80% DESIGN DEVELOPMENT	JV
P4	04/07/2023	95% DESIGN DEVELOPMENT	JV
P5	28/09/2023	90% DD ISSUE	JV

Changes to this Revision

PROJECT MANAGER
NSW PUBLIC WORKS ADVISORY
James Smith
0408 694 063
james.smith@pwa.nsw.gov.au

ARCHITECT, INTERIORS, LANDSCAPE
NBRS
John Vasco
4 Glen Street, Milsans Point, NSW 2061
02 9922 2344
john.vasco@nb.rs.com.au

STRUCTURAL
NORTHROP
Rory Dale
Level 11, 345 George Street Sydney NSW 2000
02 9241 4188
RDale@northrop.com.au

CIVIL
NORTHROP
Joel DiFranzo
Level 11, 345 George Street Sydney NSW 2000
02 9156 3229
JDiFranzo@northrop.com.au

BUILDING SERVICES
NORTHROP
Brandon Shuttler
Level 2, 3 Horwood Place, Parramatta, NSW 2150
02 9156 3013
BShuttler@northrop.com.au

NCC CONSULTANT
MBC GROUP
Seb Howe
Suite 3/18 Sydney Rd, Manly NSW 2095
02 9939 1530
showe@mbc-group.com.au

Drawing Title
ROOF PLAN
STORAGE SHED - 7 BAYS
SNOWY MONARO

Project
NSW RURAL FIRE SERVICE -
MONARO FIRE CONTROL CENTRE
11 GEEBUNG ST, POLO FLAT, NSW 2630
LOT 14 DP150029
SNOWY MONARO REGIONAL COUNCIL
for
NSW RURAL FIRE SERVICE



NBRS
+61 2 9922 2344
Nominated Architect:
Andrew Duffin NSW 5602
NBRS & Partners Pty Ltd VIC 51197
Any form of replication of this drawing in full or in part without the written permission of NBRS-PARTNERS Pty Ltd constitutes an infringement of the copyright.
© 2022

nb.rs.com.au

ABN 16 002 247 565

Date 4/10/2023 1:56:09 PM
Scale 1:100 @ A1

Drawing Reference
22396-NBRS-A-COO-DD-1220
Revision
P5

GENERAL NOTES

READ THESE DRAWINGS IN CONJUNCTION WITH ALL ARCHITECTURAL DRAWINGS AND OTHER CONSULTANTS DRAWINGS AND SPECIFICATIONS AND WITH SUCH OTHER WRITTEN INSTRUCTIONS AS ISSUED DURING THE COURSE OF CONTRACT. REFER ANY DISCREPANCIES TO THE ARCHITECT FOR DECISION BEFORE PROCEEDING WITH THE WORK.

DO NOT SCALE FROM THE DRAWINGS. VERIFY ALL DIMENSIONS AND LEVELS FOR SETTING OUT AND OFF-SITE WORK BEFORE CONSTRUCTION AND FABRICATION BEGIN. UNLESS NOTED OTHERWISE ALL DIMENSIONS ARE IN MILLIMETRES.

ALL WORK SHALL BE UNDERTAKEN IN A SAFE AND RESPONSIBLE MANNER AND IN ACCORDANCE WITH ALL WORKCOVER REQUIREMENTS AND OH&S ACT REGULATIONS.

INSTALL ALL PROPRIETARY SYSTEMS IN ACCORDANCE WITH MANUFACTURERS RECOMMENDATIONS.

ENSURE THAT SUFFICIENT TOLERANCES ARE PROVIDED AND INTEGRATED THROUGHOUT ALL ELEMENTS OF THE WORKS.

REFER TO SERVICES CONSULTANTS DRAWINGS FOR SERVICES EQUIPMENT, LOCATIONS AND REQUIREMENTS. REPORT ANY DISCREPANCIES TO THE DESIGNER.

STRUCTURE SHOWN FOR SETOUT AND COORDINATION ONLY. REFER STRUCTURAL ENGINEERS DRAWINGS FOR SIZES AND CONNECTION DETAILS.

FITTING SIZES SHOWN FOR SETOUT AND COORDINATION ONLY. REFER TO SERVICE ENGINEERS DRAWING FOR ALL SERVICE EQUIPMENT SIZES AND OUTLET DETAILS REQUIREMENTS.

SETOUT OF SANITARY & PLUMBING FIXTURES TO CENTRE POINT OF FIXTURE. FINAL POSITION OF DRAINAGE PENETRATION TO BE CONFIRMED ON SITE.

ARRANGE FOR PROVISION OF ADDITIONAL STUD & NOGGINGS IN WALLS BEHIND JOINERY & FFE ITEMS. ALLOW TO COORDINATE SERVICES REQUIRED FOR LOOSE & FIXED ITEMS.

DIMENSIONS ARE MEASURE FROM FACE OF BLOCK. STUDWORK. ANY SUBSTRATES OR FINISHES ARE EXCLUDED UNLESS NOTED OTHERWISE.

REFER TO DOOR SCHEDULE DRAWINGS & SPECIFICATIONS FOR ALL DOOR FRAME TYPES, DOOR LEAF TYPES, DOOR LEAF DIMENSIONS, RATINGS, FEATURES, EQUIPMENT, HARDWARE AND FINISHES.

UNLESS ALTERNATE DETAILS ARE DOCUMENTED, ALL PROPRIETARY DOORS & GLAZING SUITES ARE TO BE MANUFACTURED, SUPPLIED AND INSTALLED IN ACCORDANCE WITH MANUFACTURERS RECOMMENDATIONS.

GLAZING TO BE INSTALLED TO AS1288 OR TO MEET ACOUSTIC REQUIREMENTS AS NOTED.

REFER TO FINISHES SCHEDULES AND ROOM LAYOUT SHEETS FOR ALL FINISHES AND COLOURS INCLUDING ADDITIONAL APPLIED FINISHES TO INTERNAL CEILING AND EXTERNAL SOFFITS.

FINISHES LEGEND

FLOOR TYPE

CF02 STEEL TROWL FINISHED
CF03 SEALED CONCRETE
HONED EXPOSED
AGGREGATE SEALED
CONCRETE FINISH
RF01 VINYL FLOORING
TLO1 CERAMIC WALL TILES
TLO2 CERAMIC WALL TILES
TLO3 CERAMIC FLOOR TILES
CPT01 CARPET RUG
CPT02 CARPET
CPT03 CARPET

OTHER FINISHES

ALL EXPOSED STRUCTURAL STEEL
ABRASIVE BLAST CLEANED TO A
CLASS 2.5 FINISH IN ACCORDANCE
WITH AS 1627 PART 4 AND PAINTED
WITH AN INORGANIC ZINC
SILICATE PAINT COMPLYING WITH AS
2105 SO THAT THE MINIMUM DRY FILM
THICKNESS IS 75 MICROMETRES.
THEN PAINTED IN DULUX FERREKO
No.3 - COLOUR: MID GREY.

SYMBOL LEGEND

ROOM TAG

ROOM NAME
OFFICE
RM.G.103
INDICATE ROOM
LEVEL
ROOM NUMBER

DOOR TAG

INDICATE DOOR
D.G.103.1
LEVEL
ROOM NUMBER
DOOR NUMBER

WINDOW TAG

INDICATE WINDOW
W.G.103.1
LEVEL
ROOM NUMBER
WINDOW NUMBER

FLOOR TAG

TYPE OF FLOOR
INDICATE FLOOR
FT-01

WALL TAG

TYPE OF WALL
INDICATE WALL
WT101

CEILING TAG

TYPE OF CEILING
INDICATE CEILING
CT-01
HEIGHT CEILING
RAISED CEILING
NO CEILING

ABBREVIATIONS INDEX

AFPL ABOVE FINISHED FLOOR LEVEL	FE FIRE EXTINGUISHER	RHS RECTANGULAR HOLLOW SECTION
AP ACCESS PANEL	FL FINISH FLOOR LEVEL	RL REDUCED LEVEL
BAL BALUSTRADE	FG FIXED GLAZING	RM ROOM NAME
BCHS BENCH SEAT	FRR FIRE RESISTANCE LEVEL	RS ROOF SHEETING
BFI ROOF FLASHING	FSL FINISHED STRUCTURAL LEVEL	RT RAMPOD THRESHOLD
BH BULKHEAD	FT FLOOR TYPE	RFG REFRIGERATOR
BKC BOOKCASE	FW FLOOR WASTE	RV ROOF VENTILATOR
B&B BLOCKWORK	GALV GALVANISED	SC STRUCTURAL COLUMN
BOL BOLLARD	GD GRADE DRAIN	SCR SCREEN MESH
CC CENTRE TO CENTRE	GDR GUARDRAIL	SHS SQUARE HOLLOW SECTION
CHS CHAIR CLERICAL	GUT GULLY TRAP	SHS ACCESSIBLE SHOWER
CHS CIRCULAR HOLLOW SECTION	HB HANDRASN	SIM SIMILAR
CJ CONTROL JOINT	HR HANDRAIL	SJ SAWJOIT
COL COLUMN	HWS HOT WATER UNIT	SKG SKIRTING
CONC CONCRETE	INS INSULATION	SNK SINK
COS CONFIRM ON SITE	JN JOINERY UNIT	SUD SHELF UNIT TOP OVER JOINERY
CT CEILING TYPE	LCK LOCKERS	TBC TO BE COVERED
CTRS CENTRES	LCKP LOCKER PLINTH	TGSI TACTILE GROUND SURFACE INDICATORS
CWM CHAINWIRE MESH	LV LOUVRE	TMV THERMOSTATIC MIXING VALVE
D DOOR	M METRE	TTF TOP OF FOOTING
DB DISTRIBUTION BOARD	MB MOTOR CONTROL	TOW TOP OF WALL
DIA DIAMETER	MF METAL FLASHING	TYPE # (TYPE VARIES)
DJ DOVEELED JOINT	MJ MOVEMENT JOINT	UA UNEQUAL ANGLE
DM MOBILE DRAWER UNIT	mm MILLIMETRE	UB UNIVERSAL BEAM
DP RAINWATER DOWNPIPE	MSB MAIN SWITCHBOARD	UC UNIVERSAL COLUMN
DSK DESK	NTS NOT TO SCALE	VERO VERIFY ON SITE
e DENOTES EXISTING	OHT OUTSIDE HOSE TAP	VP VISION PANEL
EA EQUAL ANGLE	OPNS OPENING	VTP VENT PIPE
EJ EXPANSION JOINT	PF PAINT FINISH	W WINDOW
EQ EQUAL	PFC PARALLEL FLANGE CHANNEL	WC WORKBENCH
EX EXIT SIGN	PSM PERFORATED SHEET METAL	WALL TYPE
FACP FIRE INDICATOR PANEL	RCP REFLECTED CEILING	
FCL FINISH CEILING LEVEL	RD ROLLER SHUTTER	
FOR FILING CABINET		

1 ROOF PLAN - STAGE 1
1 : 100

Issue No.	Date	Description	Chkd
P1	04/07/2023	95% DESIGN DEVELOPMENT	JV
P2	19/07/2023	DD WIP	SR
P3	28/09/2023	90% DD ISSUE	JV

Changes to this Revision

PROJECT MANAGER
NSW PUBLIC WORKS ADVISORY
James Smith
0408 694 063
james.smith@pwa.nsw.gov.au

ARCHITECT, INTERIORS, LANDSCAPE
NBRS
John Vasco
4 Glen Street, Milsons Point, NSW 2061
02 9922 2344
john.vasco@nbns.com.au

STRUCTURAL
NORTHROP
Rory Dale
Level 11, 345 George Street Sydney NSW 2000
02 9241 4188
rda@northrop.com.au

CIVIL
NORTHROP
Joel DiFonzo
Level 11, 345 George Street Sydney NSW 2000
02 9156 3229
JDiFonzo@northrop.com.au

BUILDING SERVICES
NORTHROP
Brandon Shuttler
Level 2, 3 Horwood Place, Parramatta, NSW 2150
02 9156 3013
BShuttler@northrop.com.au

NCC CONSULTANT
MBC GROUP
Seb Howe
Suite 3/18 Sydney Rd, Manly NSW 2095
02 9939 1530
showe@mbc-group.com.au

Drawing Title
ROOF PLAN - STAGE 1
AIRCRAFT HANAGR

Project
NSW RURAL FIRE SERVICE -
MONARO FIRE CONTROL CENTRE

11 GEEBUNG ST, POLO FLAT, NSW 2630
LOT 14 DP150029
SNOWY MONARO REGIONAL COUNCIL

for
NSW RURAL FIRE SERVICE



+61 2 9922 2344
Nominated Architect:
Andrew Duffin NSW 5602
NBRS & Partners Pty Ltd VIC 51197

nbns.com.au

ABN 16 002 247 565

Any form of replication of this drawing in full or in part without the written permission of NBRS-PARTNERS Pty Ltd constitutes an infringement of the copyright.
© 2022

Date 4/10/2023 1:56:11 PM
Scale 1:100 @ A1

Drawing Reference

22396-NBRS-A-COO-DD-1240

Revision

P3

GENERAL NOTES

READ THESE DRAWINGS IN CONJUNCTION WITH ALL ARCHITECTURAL DRAWINGS AND OTHER CONSULTANTS DRAWINGS AND SPECIFICATIONS AND WITH SUCH OTHER WRITTEN INSTRUCTIONS AS ISSUED DURING THE COURSE OF CONTRACT. REFER ANY DISCREPANCIES TO THE ARCHITECT FOR DECISION BEFORE PROCEEDING WITH THE WORK.

DO NOT SCALE FROM THE DRAWINGS. VERIFY ALL DIMENSIONS AND LEVELS FOR SETTING OUT AND OFF-SITE WORK BEFORE CONSTRUCTION AND FABRICATION BEGIN. UNLESS NOTED OTHERWISE ALL DIMENSIONS ARE IN MILLIMETRES.

ALL WORK SHALL BE UNDERTAKEN IN A SAFE AND RESPONSIBLE MANNER AND IN ACCORDANCE WITH ALL WORKCOVER REQUIREMENTS AND OH&S ACT REGULATIONS.

INSTALL ALL PROPRIETARY SYSTEMS IN ACCORDANCE WITH MANUFACTURERS RECOMMENDATIONS.

ENSURE THAT SUFFICIENT TOLERANCES ARE PROVIDED AND INTEGRATED THROUGHOUT ALL ELEMENTS OF THE WORKS.

REFER TO SERVICES CONSULTANTS DRAWINGS FOR SERVICES EQUIPMENT, LOCATIONS AND REQUIREMENTS. REPORT ANY DISCREPANCIES TO THE DESIGNER.

STRUCTURE SHOWN FOR SETOUT AND COORDINATION ONLY. REFER STRUCTURAL ENGINEERS DRAWINGS FOR SIZES AND CONNECTION DETAILS.

FITTING SIZES SHOWN FOR SETOUT AND COORDINATION ONLY. REFER TO SERVICE ENGINEERS DRAWING FOR ALL SERVICE EQUIPMENT SIZING AND OUTLET DETAILS REQUIREMENTS.

SETOUT OF SANITARY & PLUMBING FIXTURES TO CENTRE POINT OF FIXTURE. FINAL POSITION OF DRAINAGE PENETRATION TO BE CONFIRMED ON SITE.

ARRANGE FOR PROVISION OF ADDITIONAL STUD & NOGGLINGS IN WALLS BEHIND JOINERY & FFE ITEMS. ALLOW TO COORDINATE SERVICES REQUIRED FOR LOOSE & FIXED ITEMS.

DIMENSIONS ARE MEASURE FROM FACE OF BLOCK. STUDWORK. ANY SUBSTRATES OR FINISHES ARE EXCLUDED UNLESS NOTED OTHERWISE.

REFER TO DOOR SCHEDULE DRAWINGS & SPECIFICATIONS FOR ALL DOOR FRAME TYPES, DOOR LEAF TYPES, DOOR LEAF DIMENSIONS, RATINGS, FEATURES, EQUIPMENT, HARDWARE AND FINISHES.

UNLESS ALTERNATE DETAILS ARE DOCUMENTED, ALL PROPRIETARY DOORS & GLAZING SUITES ARE TO BE MANUFACTURED, SUPPLIED AND INSTALLED IN ACCORDANCE WITH MANUFACTURERS RECOMMENDATIONS.

GLAZING TO BE INSTALLED TO AS1288 OR TO MEET ACOUSTIC REQUIREMENTS AS NOTED.

REFER TO FINISHES SCHEDULES AND ROOM LAYOUT SHEETS FOR ALL FINISHES AND COLOURS INCLUDING ADDITIONAL APPLIED FINISHES TO INTERNAL CEILING AND EXTERNAL SOFFITS.

FINISHES LEGEND

FLOOR TYPE

CF02 STEEL TROWL FINISHED
CF03 SEALED CONCRETE
RF01 HONED EXPOSED
RF02 AGGREGATE SEALED
RF03 CONCRETE FINISH
TL01 VINYL FLOORING
TL02 CERAMIC WALL TILES
TL03 CERAMIC FLOOR TILES
CPT01 CARPET RUG
CPT02 CARPET
CPT03 CARPET

OTHER FINISHES

ALL EXPOSED STRUCTURAL STEEL
ABRASIVE BLAST CLEANED TO A
CLASS 2.5 FINISH IN ACCORDANCE
WITH AS 1627 PART 4 AND PAINTED
WITH AN INORGANIC ZINC
SILICATE PAINT COMPLYING WITH AS
2105 SO THAT THE MINIMUM DRY FILM
THICKNESS IS 75 MICROMETRES.
THEN PAINTED IN DULUX FERREKO
No.3 - COLOUR: MID GREY.

SYMBOL LEGEND

ROOM TAG

ROOM NAME
OFFICE
RM.G.103
INDICATE ROOM
LEVEL
ROOM NUMBER

DOOR TAG

INDICATE DOOR
D.G.103.1
LEVEL
ROOM NUMBER
DOOR NUMBER

WINDOW TAG

INDICATE WINDOW
W.G.103.1
LEVEL
ROOM NUMBER
WINDOW NUMBER

FLOOR TAG

TYPE OF FLOOR
INDICATE FLOOR
FT-01

WALL TAG

TYPE OF WALL
INDICATE WALL
WT101

CEILING TAG

TYPE OF CEILING
INDICATE CEILING
CT-01
HEIGHT CEILING
RAISED CEILING
NO CEILING

ABBREVIATIONS INDEX

AFPL ABOVE FINISHED FLOOR LEVEL	FE FIRE EXTINGUISHER	RHS RECTANGULAR HOLLOW SECTION
AP ACCESS PANEL	FG FINISH FLOOR LEVEL	RL REDUCED LEVEL
BAL BALUSTRADE	FG FIXED GLAZING	RM ROOM NAME
BCHS BENCH SEAT	FRR FIRE RESISTANCE LEVEL	RS ROOF SHEETING
BFI ROOF FLASHING	FSL FINISHED STRUCTURAL LEVEL	RT RAMPOD THRESHOLD
BH BULKHEAD	FT FLOOR TYPE	RFG REFRIGERATOR
BKC BOOKCASE	FW FLOOR WASTE	RV ROOF VENTILATOR
BK BLOCKWORK	GA GALVANISED	SC STRUCTURAL COLUMN
BOL BOLLARD	GD GRADE DRAIN	SCR SCREEN MESH
C/C CENTRE TO CENTRE	GDR GUARDRAIL	SHS SQUARE HOLLOW SECTION
CHS CHAIR CLERICAL	GT GULLY TRAP	SHS ACCESSIBLE SHOWER
CHS CIRCULAR HOLLOW SECTION	HB HANDRASIL	SIM SIMILAR
CJ CONTROL JOINT	HR HANDRAIL	SJ SAWJOIT
COL COLUMN	HWS HOT WATER UNIT	SKG SKIRTING
CONC CONCRETE	INS INSULATION	SNK SINK
COS CONFRM ON SITE	JN JOINERY UNIT	SUD SHELF UNIT TOP OVER JOINERY
CT CEILING TYPE	LCK LOCKERS	TBC TO BE CONFIRMED
CTRS CENTRES	LCKP LOCKER PLINTH	TGSI TACTILE GROUND SURFACE INDICATORS
CWM CHAINWIRE MESH	LV LOUVRE	TMV THERMOSTATIC MIXING VALVE
D DOOR	M METRE	TOF TOP OF FOOTING
DB DISTRIBUTION BOARD	MB MOTOR CONTROL	TOW TOP OF WALL
DA DIAMETER	MF METAL FLASHING	TYPE # (TYPE VARIES)
DJ DOWELED JOINT	MJ MOVEMENT JOINT	UA UNEQUAL ANGLE
DM MOBILE DRAWER UNIT	mm MILLIMETRE	UB UNIVERSAL BEAM
DP DOWNPIPE	MSB MAIN SWITCHBOARD	UC UNIVERSAL COLUMN
DSK DESK	NTS NOT TO SCALE	VOS VERIFY ON SITE
e DENOTES EXISTING	OHT OUTSIDE HOSE TAP	VP VISION PANEL
EJ EXPANSION JOINT	OPNS OPENING	VTP VENT PIPE
EQ EQUAL	PF PAINT FINISH	W WINDOW
EQ EQUAL	PC PARALLEL FLANGE CHANNEL	WC WOODWORK
EX EXIST SIGN	PERD PERFORATED SHEET METAL	WCB WORKBENCH
FACP FIRE INDICATOR PANEL	PSM PERFORATED SHEET METAL	WCB WORKBENCH
FCL FINISH CEILING LEVEL	RCP REFLECTED CEILING F	WCB WORKBENCH
FOR FILING CABINET	RD ROLLER SHUTTER	WCB WORKBENCH

1 ROOF PLAN - STAGE 2
1 : 100

Issue				
No.	Date	Description	Chkd	
P1	28/09/2023	90% DD ISSUE	JV	

Changes to this Revision

PROJECT MANAGER
NSW PUBLIC WORKS ADVISORY
James Smith
0408 694 063
james.smith@pwa.nsw.gov.au

ARCHITECT, INTERIORS, LANDSCAPE
NBRS
John Vasco
4 Glen Street, Milsons Point, NSW 2061
02 9922 2344
john.vasco@nbns.com.au

STRUCTURAL
NORTHROP
Brandon Shuttler
Level 11, 345 George Street Sydney NSW 2000
02 9241 4188
RShuttler@northrop.com.au

CIVIL
NORTHROP
Joel DiFonzo
Level 11, 345 George Street Sydney NSW 2000
02 9156 3229
JDiFonzo@northrop.com.au

BUILDING SERVICES
NORTHROP
Brandon Shuttler
Level 2, 3 Horwood Place, Parramatta, NSW 2150
02 9156 3013
BShuttler@northrop.com.au

NCC CONSULTANT
MBC GROUP
Seb Howe
Suite 3/18 Sydney Rd, Manly NSW 2095
02 9939 1530
showe@mbc-group.com.au

Drawing Title
ROOF PLAN - STAGE 2
AIRCRAFT HANAGR

Project
NSW RURAL FIRE SERVICE -
MONARO FIRE CONTROL CENTRE

11 GEEBUNG ST, POLO FLAT, NSW 2630
LOT 14 DP150029
SNOWY MONARO REGIONAL COUNCIL

for
NSW RURAL FIRE SERVICE

+61 2 9922 2344
Nominated Architect:
Andrew Duffin NSW 5602
NBRS & Partners Pty Ltd VIC 51197

Any form of replication of this drawing in full or in part without the written permission of NBRS-PARTNERS Pty Ltd constitutes an infringement of the copyright.

nbns.com.au

ABN 16 002 247 565

Date 4/10/2023 1:56:14 PM
Scale 1:100 @ A1

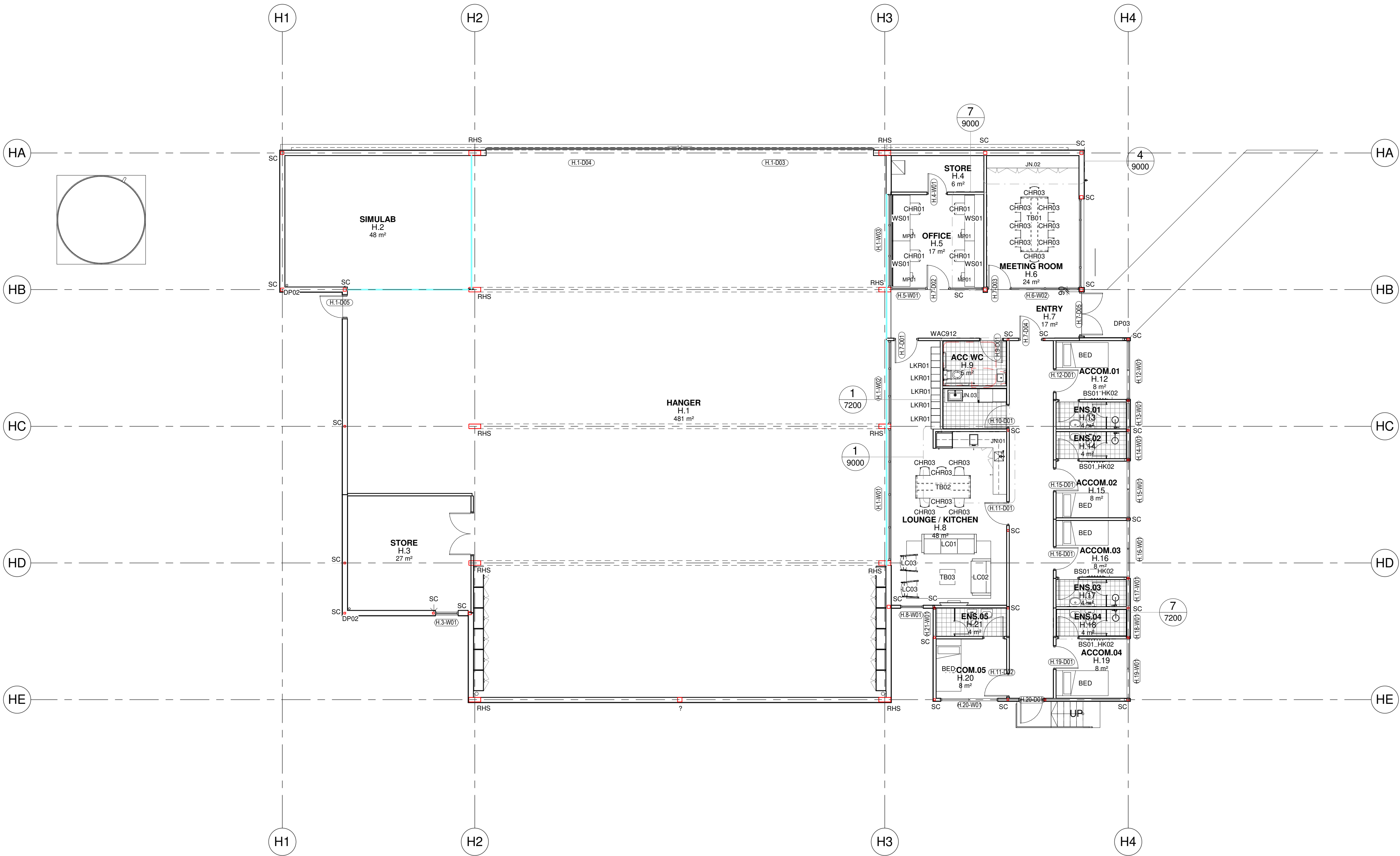
Drawing Reference

22396-NBRS-A-COO-DD-1241

Revision

P1

0 1m 2m 3m 4m 5m 6m 7m 8m 9m 10m 1:100



1 FF&E PLAN
1 : 100

Issue No.	Date	Description	Chkd
P1	28/09/2023	90% DD ISSUE	JV

Changes to this Revision

PROJECT MANAGER
NSW PUBLIC WORKS ADVISORY
James Smith
0408 694 063
james.smith@pwa.nsw.gov.au

ARCHITECT, INTERIORS, LANDSCAPE
NBRS
John Vasco
4 Glen Street, Milsons Point, NSW 2061
02 9922 2344
john.vasco@nb.rs.com.au

STRUCTURAL
NORTHROP
Rory Dale
Level 11, 345 George Street Sydney NSW 2000
02 9241 4188
rdale@northrop.com.au

CIVIL
NORTHROP
Joel DiFonzo
Level 11, 345 George Street Sydney NSW 2000
02 9156 3229
JDIFonzo@northrop.com.au

BUILDING SERVICES
NORTHROP
Brandon Shuttler
Level 2, 3 Horwood Place, Parramatta, NSW 2150
02 9156 3013
BShuttler@northrop.com.au

NCC CONSULTANT
MBG GROUP
Seb Howe
Suite 3/18 Sydney Rd, Manly NSW 2095
02 9939 1530
showe@mbg-group.com.au

Drawing Title
FF&E PLAN
AIRCRAFT HANGAR

Project
NSW RURAL FIRE SERVICE -
MONARO FIRE CONTROL CENTRE

11 GEEBUNG ST, POLO FLAT, NSW 2630
LOT 14 DP150029
SNOWY MONARO REGIONAL COUNCIL

for
NSW RURAL FIRE SERVICE



NBRS

+61 2 9922 2344
Nominated Architect:
Andrew Duffin NSW 5602
NBRS & Partners Pty Ltd VIC 51197
Any form of replication of this drawing in full or in part without the written permission of NBRS-PARTNERS Pty Ltd constitutes an infringement of the copyright.
© 2022

nb.rs.com.au

ABN 16 002 247 565

Date 4/10/2023 1:38:24 PM
Scale 1:100 @ A1

Drawing Reference
22281-NBRS-A-DD-1300

Revision
P1

PRELIMINARY



22396-NBRS-A-COO-DD-1510 P5

SYMBOL LEGEND

CEILING TAG

TYPE OF CEILING	CLG	NC
NO CEILING		
HEIGHT CEILING	2700	
RAKED CEILING		
NO CEILING		
MATCH EXISTING	[MTC EX]	

TYPE OF INSULATION	INS04	NIL
NO INSULATION		

CLG01	FLUSH JOINTED PLASTERBOARD LINING
-------	-----------------------------------

CLG02	6mm FLUSH JOINTED FC SOFFIT LINING ON FURRING CHANNELS @ 450 CENTRES.
-------	-----------------------------------------------------------------------

CLG03	3 x 16mm FIRE RATED PLASTERBOARD (FRL 120/120/120)
-------	----------------------------------------------------

CLG04	1200 x 600 LAY IN TILE SUSPENDED CEILING SYSTEM WITH PREFINISHED MINERAL FIBRE TILES.
-------	---------------------------------------------------------------------------------------

CLG05	1200 x 600 ACOUSTIC LAY IN TILE SUSPENDED CEILING SYSTEM WITH PREFINISHED MINERAL FIBRE TILES. ACOUSTIC INSULATION ABOVE INS04
-------	--------------------------------------------------------------------------------------------------------------------------------

CLG06	PERFORATED SQUARE PLASTERBOARD LINING (ACOUSTIC RATED). ACOUSTIC INSULATION ABOVE INS04
-------	-----------------------------------------------------------------------------------------

CLG07	COLORBOND METAL SOFFIT LINING
-------	-------------------------------

BAT01	INS11 BLACK ACOUSTIC INSULATION ABOVE EXPOSED CEILING BATTENS "SUPAWOOD" ALLUCLUCK 50w x 100d ALUMINIUM SECTIONS FINISH - BLACKBUTT.
-------	--------------------------------------------------------------------------------------------------------------------------------------

NOTE: REFER TO SERVICES ENGINEERS' DRAWINGS FOR DETAILED INFORMATION. SYMBOLS DRAWN ARE REPRESENTATIONAL ONLY

MECHANICAL

EA	EXHAUST AIR
MRA	RETURN AIR
SA	SUPPLY AIR
TD	TRANSFER DUCT
TE	TOILET EXHAUST
	CASSETTE FAN COIL UNIT
OA	OUTSIDE AIR
SA	SUPPLY AIR
P	ACCESS PANEL
	SURFACE MOUNTED FAN

SECURITY

	CCTV SECURITY CAMERA
	CEILING RECESSED OCCUPANCY SENSOR

EMERGENCY & EXIT LIGHTING

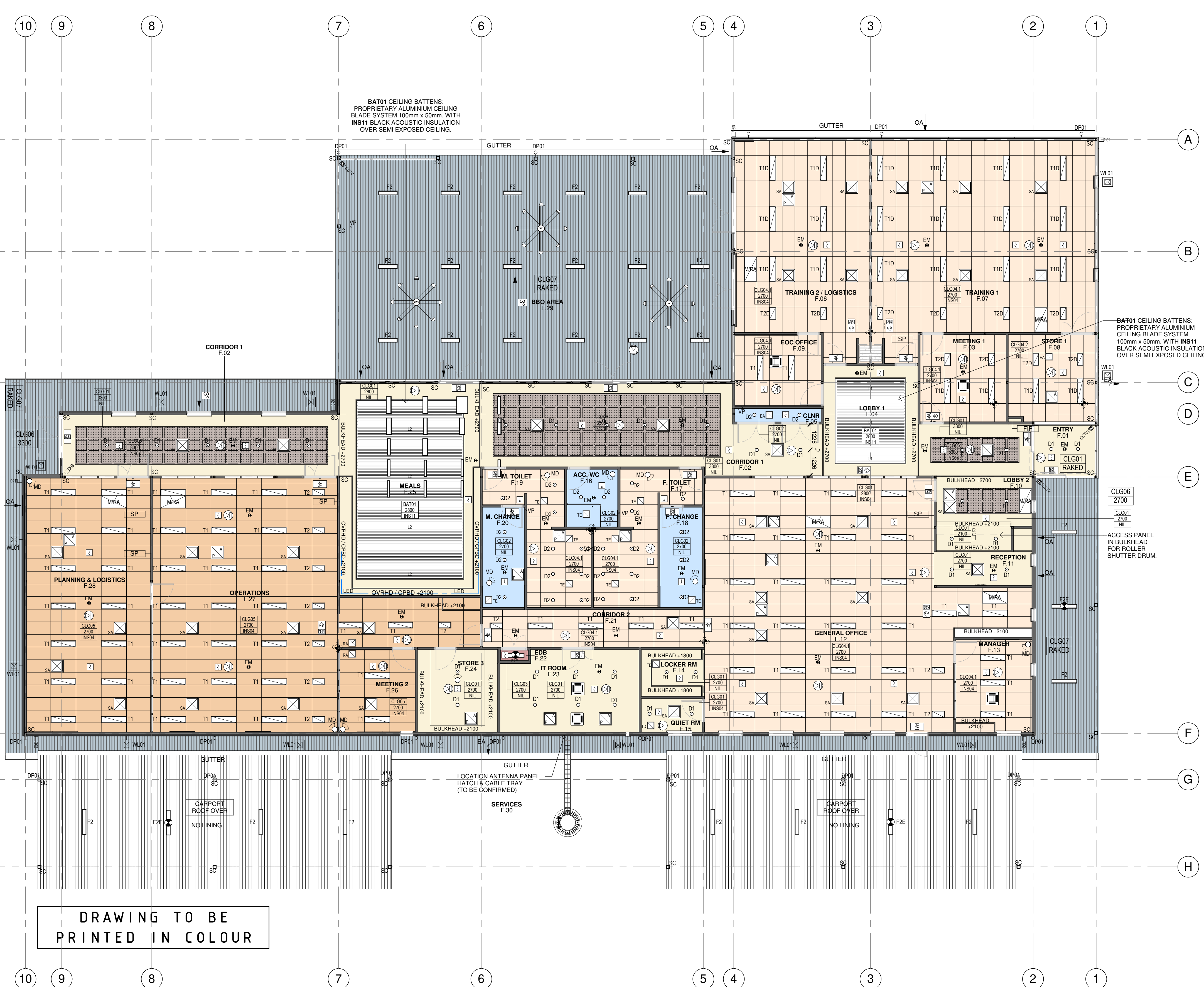
	LED EMERGENCY LIGHT
	LED / FLUORESCENT EMERGENCY EXIT LIGHT
	LED / FLUORESCENT EMERGENCY EXIT LIGHT

FIRE DETECTION & WARNING SYSTEM

FACP	FIRE DETECTION CONTROL AND INDICATING EQUIPMENT
FE	FIRE EXTINGUISHER
	SURFACE MOUNTED SMOKE DETECTOR
	HEAT DETECTOR
	RECESSED CEILING SPEAKER
FHR	FIRE HOSE REEL
MD	RECESSED OCCUPANCY SENSOR

LIGHT FITTINGS

D1	LED DOWNLIGHT RECESSED LIGHTING
D2	LED DOWNLIGHT RECESSED LIGHTING
T1	LED TROFFER LINEAR LIGHTING
T2	LED TROFFER LINEAR LIGHTING
F1	CLEANROOM FITTING
F2	LED BATTEN SURFACE MOUNTED
F3	LED BATTEN SURFACE MOUNTED WITH EMERGENCY BATTERY PACK
F4	LED BATTEN SURFACE MOUNTED
F5	LED BATTEN SURFACE MOUNTED WITH EMERGENCY BATTERY PACK
L1	LED STRIP
L2	RECESSED LINEAR
L3	LED LINEAR EXTRUSION
L4	RECESSED LINEAR STRIP LIGHT
WL01	SURFACE MOUNTED EXTERIOR WALL LIGHT
WL02	SURFACE MOUNTED EXTERIOR WALL LIGHT
WL03	**LED FLOOD LIGHT WALL MOUNTED
WL04	**LED FLOOD LIGHT WALL MOUNTED



DRAWING TO BE
PRINTED IN COLOUR

PRELIMINARY

DRAWING TO BE
PRINTED IN COLOUR

SYMBOL LEGEND

CEILING TAG

TYPE OF CEILING	CLG	
NO CEILING	NC	
HEIGHT CEILING	2700	CLG09
RAISED CEILING	RAISED	2700
NO CEILING		INS04
MATCH EXISTING	[MTC.EX]	
TYPE OF INSULATION	INS04	
NO INSULATION	NIL	
CLG01	10mm FLUSH JOINTED PLASTERBOARD LINING	
CLG03	3 x 18mm FIRE RATED PLASTERBOARD (FRL 120/120/120)	
CLG07	COLORBOND MINI ORB SOFFIT LINING	

NOTE:
REFER TO SERVICES ENGINEERS' DRAWINGS FOR DETAILED
INFORMATION. SYMBOLS DRAWN ARE REPRESENTATIONAL ONLY

MECHANICAL

EA	EXHAUST AIR
MRA	RETURN AIR
SA	SUPPLY AIR
TD	TRANSFER DUCT
TE	TOILET EXHAUST
	CASSETTE FAN COIL UNIT
OA	OUTSIDE AIR
SA	SUPPLY AIR
	ACCESS PANEL
	SURFACE MOUNTED FAN

SECURITY

	CCTV SECURITY CAMERA
--	----------------------

EMERGENCY & EXIT LIGHTING

	LED EMERGENCY LIGHT
	LED / FLUORESCENT EMERGENCY EXIT LIGHT
	LED / FLUORESCENT EMERGENCY EXIT LIGHT

FIRE DETECTION & WARNING SYSTEM

FACP	FIRE DETECTION CONTROL AND INDICATING EQUIPMENT
FE	FIRE EXTINGUISHER
	SURFACE MOUNTED SMOKE DETECTOR
	HEAT DETECTOR
	RECESSED CEILING SPEAKER
FHR	FIRE HOSE REEL
MO	RECESSED OCCUPANCY SENSOR

LIGHT FITTINGS

	LED DOWNLIGHT RECESSED LIGHTING
	LED DOWNLIGHT RECESSED LIGHTING
	LED TROFFER LINEAR LIGHTING
	LED TROFFER LINEAR LIGHTING
	CLEANROOM FITTING
	LED BATTEN SURFACE MOUNTED
	LED BATTEN SURFACE MOUNTED WITH EMERGENCY BATTERY PACK
	LED BATTEN SURFACE MOUNTED
	LED BATTEN SURFACE MOUNTED WITH EMERGENCY BATTERY PACK
	LED STRIP
	RECESSED LINEAR
	LED LINEAR EXTRUSION
	SURFACE MOUNTED EXTERIOR WALL LIGHT
	SURFACE MOUNTED EXTERIOR WALL LIGHT
	**LED FLOOD LIGHT WALL MOUNTED
	**LED FLOOD LIGHT WALL MOUNTED



Issue No.	Date	Description	Chkd
P1	28/02/2023	25% DESIGN DEVELOPMENT	JV
P2	30/03/2023	DESIGN DEVELOPMENT	JV
P3	27/04/2023	80% DESIGN DEVELOPMENT	JV
P4	04/07/2023	95% DESIGN DEVELOPMENT	JV
P5	28/09/2023	90% DD ISSUE	JV

Changes to this Revision



PROJECT MANAGER
NSW PUBLIC WORKS ADVISORY
James Smith
0408 694 063
james.smith@pwa.nsw.gov.au

ARCHITECT, INTERIORS, LANDSCAPE
NBRS
John Vasco
4 Glen Street, Milsons Point, NSW 2061
02 9922 2344
john.vasco@nbns.com.au

STRUCTURAL
NORTHROP
Rory Dale
Level 11, 345 George Street Sydney NSW 2000
02 9241 4188
rdale@northrop.com.au

CIVIL
NORTHROP
Joel DiFonzo
Level 11, 345 George Street Sydney NSW 2000
02 9156 3229
JDIFonzo@northrop.com.au

BUILDING SERVICES
NORTHROP
Brandon Shuttler
Level 2, 3 Horwood Place, Parramatta, NSW 2150
02 9156 3013
BShuttler@northrop.com.au

NCC CONSULTANT
MBG GROUP
Seb Howe
Suite 3/18 Sydney Rd, Manly NSW 2095
02 9939 1530
showe@mbg-group.com.au

Drawing Title
GROUND FLOOR RCP

Project
**NSW RURAL FIRE SERVICE -
MONARO FIRE CONTROL CENTRE**

11 GEEBUNG ST, POLO FLAT, NSW 2630
LOT 14 DP150029
SNOWY MONARO REGIONAL COUNCIL

for
NSW RURAL FIRE SERVICE



NBRS

+61 2 9922 2344
Nominated Architect:
Andrew Duffin NSW 5602
NBRS & Partners Pty Ltd VIC 51197
Any form of replication of this drawing in full or in part without the written
permission of NBRS-PARTNERS Pty Ltd constitutes an infringement of the
copyright.

nbns.com.au

ABN 16 002 247 565

Date 4/10/2023 1:57:39 PM

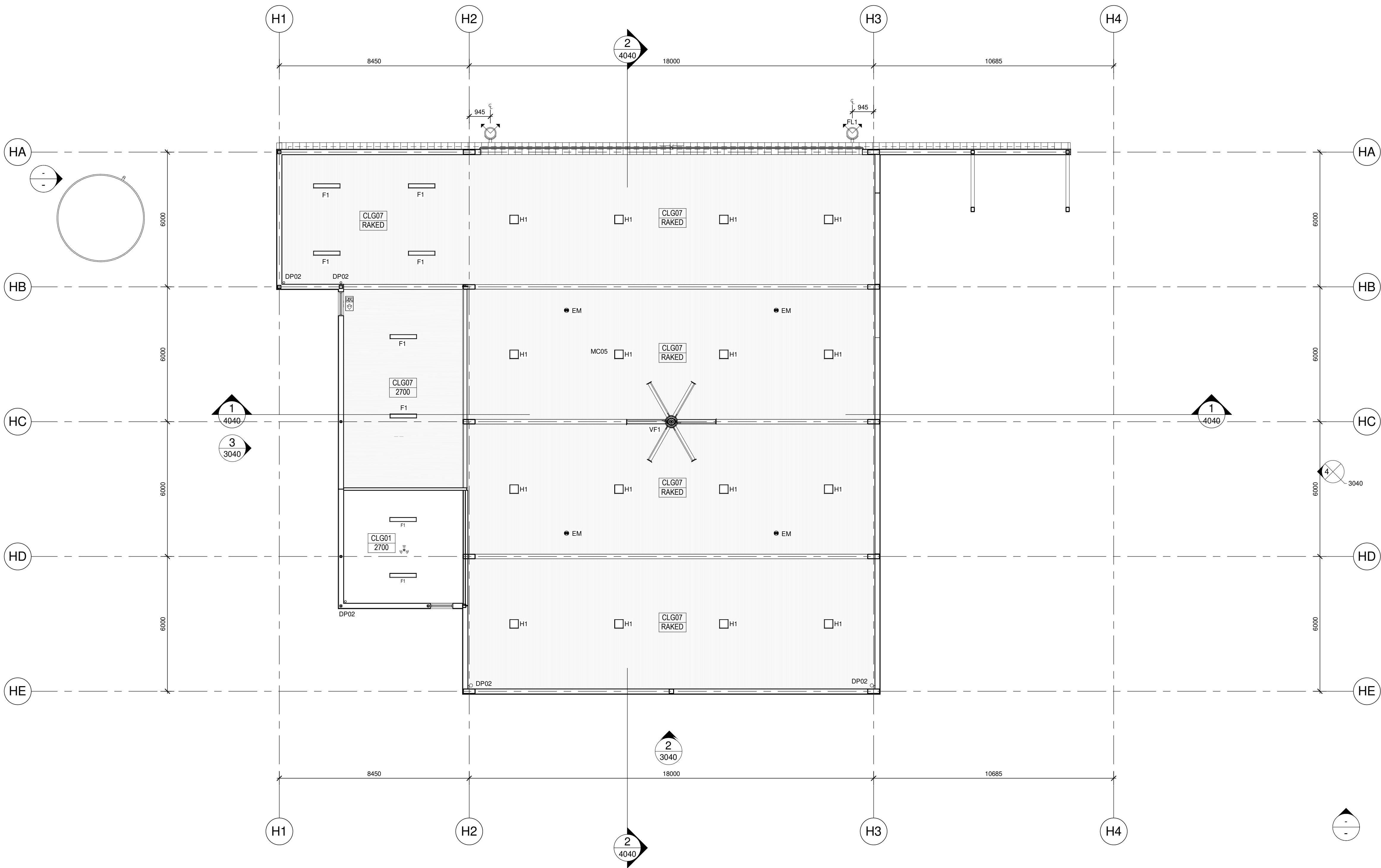
Scale 1:100 @ A1

Drawing Reference

22396-NBRS-A-COO-DD-2020 P5

Revision

PRELIMINARY



SYMBOL LEGEND

CEILING TAG

TYPE OF CEILING	CLG	INS
NO CEILING	NC	NI
HEIGHT CEILING	2700	CLG09
RAKED CEILING	RAKED	2700
NO CEILING	NO CEILING	INS04
MATCH EXISTING	[MTC EX]	
TYPE OF INSULATION	INS04	NIL
CLG01	FLUSH JOINTED PLASTERBOARD LINING.	
CLG02	6mm FLUSH JOINTED FC SOFFIT LINING ON FURRING CHANNELS @ 450 CENTRES.	
CLG03	3 x 15mm FIRE RATED PLASTERBOARD (FRL 120/120/120)	
CLG04.1	1200 x 600 LAY IN TILE SUSPENDED CEILING SYSTEM WITH PREFINISHED MINERAL FIBRE TILES. ACOUSTIC INSULATION ABOVE INS04	
CLG04.2	1200 x 600 LAY IN TILE SUSPENDED CEILING SYSTEM WITH PREFINISHED MINERAL FIBRE TILES.	
CLG05	1200 x 600 ACOUSTIC LAY IN TILE SUSPENDED CEILING SYSTEM WITH PREFINISHED MINERAL FIBRE TILES. ACOUSTIC INSULATION ABOVE INS04	
CLG06	PERFORATED SQUARE PLASTERBOARD LINING (ACOUSTIC RATED), ACOUSTIC INSULATION ABOVE INS04	
CLG07	COLORBOND MINI ORB SOFFIT LINING	
BAT01	PLASTERBOARD CEILING LINING, WITH INS1 BLACK ACOUSTIC INSULATION OVER SEMI EXPOSED CEILING / CEILING BATTENS "SUPAPROOF" ALU/CLC 50x x 1000 ALUMINUM SECTIONS FINISH - BLACKBUTT.	

NOTE: REFER TO SERVICES ENGINEER'S DRAWINGS FOR DETAILED INFORMATION. SYMBOLS DRAWN ARE REPRESENTATIONAL ONLY

MECHANICAL

EA	EXHAUST AIR
MRA	RETURN AIR
SA	SUPPLY AIR
TD	TRANSFER DUCT
TE	TOILET EXHAUST
	CASSETTE FAN COIL UNIT
OA	OUTSIDE AIR
SA	SUPPLY AIR
AP	ACCESS PANEL
SMF	SURFACE MOUNTED FAN

SECURITY

CCTV	CCTV SECURITY CAMERA
RECS	CEILING RECESSED OCCUPANCY SENSOR

EMERGENCY & EXIT LIGHTING

EL	LED EMERGENCY LIGHT
ELF	LED / FLUORESCENT EMERGENCY EXIT LIGHT
ELF	LED / FLUORESCENT EMERGENCY EXIT LIGHT

FIRE DETECTION & WARNING SYSTEM

FACP	FIRE DETECTION CONTROL AND INDICATING EQUIPMENT
FE	FIRE EXTINGUISHER
SMST	SURFACE MOUNTED SMOKE DETECTOR
HTD	HEAT DETECTOR
RCSP	RECESSED CEILING SPEAKER
FHR	FIRE HOSE REEL
MD	RECESSED OCCUPANCY SENSOR

LIGHT FITTINGS

D1	LED DOWNLIGHT RECESSED LIGHTING
D2	LED DOWNLIGHT RECESSED LIGHTING
T1	LED TROFFER LINEAR LIGHTING
T2	LED TROFFER LINEAR LIGHTING
T3	CLEANROOM FITTING
F1	LED BATTEN SURFACE MOUNTED
F1E	LED BATTEN SURFACE MOUNTED WITH EMERGENCY BATTERY PACK
F2	LED BATTEN SURFACE MOUNTED
F2E	LED BATTEN SURFACE MOUNTED WITH EMERGENCY BATTERY PACK
LED	LED STRIP
L1	RECESSED LINEAR
L2	LED LINEAR EXTRUSION
L3	RECESSED LINEAR STRIP LIGHT
W1.01	SURFACE MOUNTED EXTERIOR WALL LIGHT
W1.04	SURFACE MOUNTED EXTERIOR WALL LIGHT
W1.05	**LED FLOOD LIGHT WALL MOUNTED
W1.03	**LED FLOOD LIGHT WALL MOUNTED

1 REFLECTED CEILING PLAN - STAGE 1

1 : 100

Issue				
No.	Date	Description	Chkd	
P1	04/07/2023	95% DESIGN DEVELOPMENT	JV	
P2	28/09/2023	90% DD ISSUE	JV	

Changes to this Revision

PROJECT MANAGER
NSW PUBLIC WORKS ADVISORY
James Smith
0408 694 063
james.smith@pwa.nsw.gov.au

ARCHITECT, INTERIORS, LANDSCAPE
NBRS
John Vasco
4 Glen Street, Milsons Point, NSW 2061
02 9922 2344
john.vasco@nbns.com.au

STRUCTURAL
NORTHROP
Rory Dale
Level 11, 345 George Street Sydney NSW 2000
02 9241 4188
RDale@northrop.com.au

CIVIL
NORTHROP
Joel DiFonzo
Level 11, 345 George Street Sydney NSW 2000
02 9156 3229
JDIFonzo@northrop.com.au

BUILDING SERVICES
NORTHROP
Brandon Shuttler
Level 2, 3 Horwood Place, Parramatta, NSW 2150
02 9156 3013
BShuttler@northrop.com.au

NCC CONSULTANT
MBG GROUP
Seb Howe
Suite 3/18 Sydney Rd, Manly NSW 2095
02 9939 1530
showe@mbg-group.com.au

Drawing Title
GROUND FLOOR RCP - STAGE 1
AIRCRAFT HANAGR

Project
NSW RURAL FIRE SERVICE -
MONARO FIRE CONTROL CENTRE

11 GEEBUNG ST, POLO FLAT, NSW 2630
LOT 14 DP150029
SNOWY MONARO REGIONAL COUNCIL

for
NSW RURAL FIRE SERVICE



NBRS

+61 2 9922 2344
Nominated Architect:
Andrew Duffin NSW 5602
NBRS & Partners Pty Ltd VIC 51197
Any form of replication of this drawing in full or in part without the written permission of NBRS-PARTNERS Pty Ltd constitutes an infringement of the copyright.
© 2022

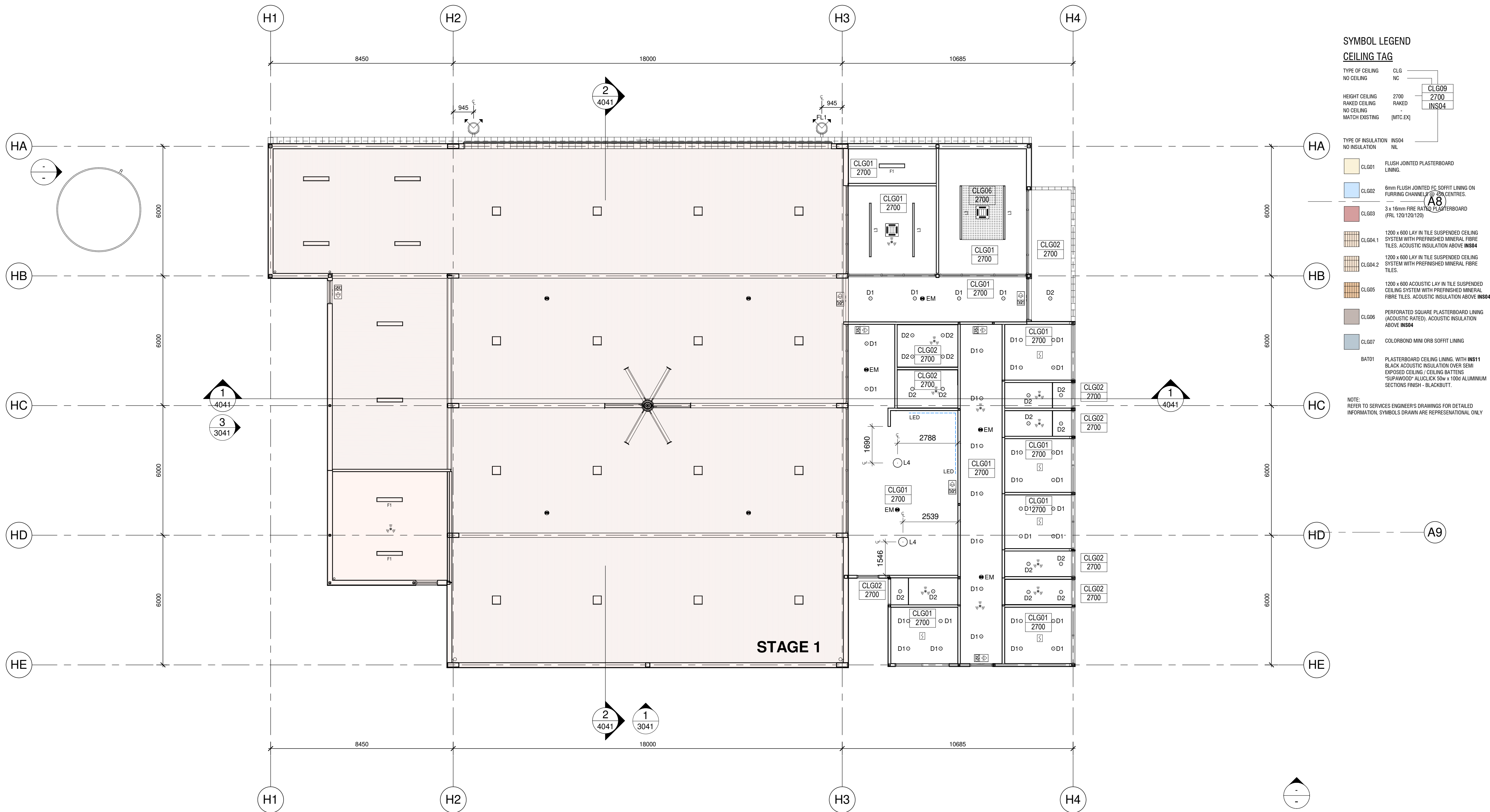
nbns.com.au

ABN 16 002 247 565

Date 4/10/2023 1:57:42 PM
Scale 1:100 @ A1

Drawing Reference
22396-NBRS-A-COO-DD-2040
Revision
P2

PRELIMINARY



SYMBOL LEGEND

CEILING TAG

TYPE OF CEILING	CLG	INS
NO CEILING	NC	
HEIGHT CEILING	2700	2700
RAKED CEILING	RAKED	INS04
NO CEILING		
MATCH EXISTING	[MTC EX]	

TYPE OF INSULATION	INS04	NIL
NO INSULATION		

CLG001 FLUSH JOINTED PLASTERBOARD LINING.

CLG002 6mm FLUSH JOINTED EC SOFFIT LINING ON FURRING CHANNELS @ 250 CENTRES.

CLG003 3 x 15mm FIRE RATED PLASTERBOARD (FRL 120/120/120)

CLG004.1 1200 x 600 LAY IN TILE SUSPENDED CEILING SYSTEM WITH PREFINISHED MINERAL FIBRE TILES. ACOUSTIC INSULATION ABOVE INS04

CLG004.2 1200 x 600 LAY IN TILE SUSPENDED CEILING SYSTEM WITH PREFINISHED MINERAL FIBRE TILES.

CLG005 1200 x 600 ACOUSTIC LAY IN TILE SUSPENDED CEILING SYSTEM WITH PREFINISHED MINERAL FIBRE TILES. ACOUSTIC INSULATION ABOVE INS04

CLG006 PERFORATED SQUARE PLASTERBOARD LINING (ACOUSTIC RATED), ACOUSTIC INSULATION ABOVE INS04

CLG007 COLORBOND MINI ORB SOFFIT LINING

BAT01 PLASTERBOARD CEILING LINING, WITH INS11 BLACK ACOUSTIC INSULATION OVER SEMI EXPOSED CEILING / CEILING BATTENS

SUPPLY AIR: 1000 ALUMINUM SECTIONS FINISH - BLACKBUTT.

NOTE: REFER TO SERVICES ENGINEER'S DRAWINGS FOR DETAILED INFORMATION. SYMBOLS DRAWN ARE REPRESENTATIONAL ONLY

MECHANICAL

EA	EXHAUST AIR
MRA	RETURN AIR
SA	SUPPLY AIR
TD	TRANSFER DUCT
TE	TOILET EXHAUST
CASSETTE FAN COIL UNIT	
OA	OUTSIDE AIR
SA	SUPPLY AIR
ACCESS PANEL	
SURFACE MOUNTED FAN	

SECURITY

CCTV SECURITY CAMERA	
CEILING RECESSED OCCUPANCY SENSOR	

EMERGENCY & EXIT LIGHTING

LED EMERGENCY LIGHT	
LED / FLUORESCENT EMERGENCY EXIT LIGHT	
LED / FLUORESCENT EMERGENCY EXIT LIGHT	

FIRE DETECTION & WARNING SYSTEM

FIRE DETECTION CONTROL AND INDICATING EQUIPMENT	
FIRE EXTINGUISHER	
SURFACE MOUNTED SMOKE DETECTOR	
HEAT DETECTOR	
RECESSED CEILING SPEAKER	
FIRE HOSE REEL	
RECESSED OCCUPANCY SENSOR	

LIGHT FITTINGS

D1	LED DOWNLIGHT RECESSED LIGHTING
D2	LED DOWNLIGHT RECESSED LIGHTING
T1	LED TROFFER LINEAR LIGHTING
T2	LED TROFFER LINEAR LIGHTING
T3	CLEANROOM FITTING
F1	LED BATTEN SURFACE MOUNTED
F1E	LED BATTEN SURFACE MOUNTED WITH EMERGENCY BATTERY PACK
F2	LED BATTEN SURFACE MOUNTED
F2E	LED BATTEN SURFACE MOUNTED WITH EMERGENCY BATTERY PACK
LED	LED STRIP
L1	RECESSED LINEAR
L2	LED LINEAR EXTRUSION
L3	RECESSED LINEAR STRIP LIGHT
W1.01	SURFACE MOUNTED EXTERIOR WALL LIGHT
W1.04	SURFACE MOUNTED EXTERIOR WALL LIGHT
W1.05	**LED FLOOD LIGHT WALL MOUNTED
W1.06	**LED FLOOD LIGHT WALL MOUNTED

1 REFLECTED CEILING PLAN - STAGE 2
1 : 100

Issue No.	Date	Description	Chkd
P1	28/09/2023	90% DD ISSUE	JV

Changes to this Revision

PROJECT MANAGER
NSW PUBLIC WORKS ADVISORY
James Smith
0408 694 063
james.smith@pwa.nsw.gov.au

ARCHITECT, INTERIORS, LANDSCAPE
NBRS
John Vasco
4 Glen Street, Milsons Point, NSW 2061
02 9922 2344
john.vasco@nb.rs.com.au

STRUCTURAL
NORTHROP
Rory Dale
Level 11, 345 George Street Sydney NSW 2000
02 9241 4188
rdale@northrop.com.au

CIVIL
NORTHROP
Joel DiFonzo
Level 11, 345 George Street Sydney NSW 2000
02 9156 3229
JDIFonzo@northrop.com.au

BUILDING SERVICES
NORTHROP
Brandon Shultar
Level 2, 3 Horwood Place, Parramatta, NSW 2150
02 9156 3013
BSultar@northrop.com.au

NCC CONSULTANT
MBC GROUP
Seb Howe
Suite 3/18 Sydney Rd, Manly NSW 2095
02 9939 1530
showe@mbc-group.com.au

Drawing Title
GROUND FLOOR RCP - STAGE 2
AIRCRAFT HANGAR

Project
NSW RURAL FIRE SERVICE -
MONARO FIRE CONTROL CENTRE

11 GEEBUNG ST, POLO FLAT, NSW 2630
LOT 14 DP150029
SNOWY MONARO REGIONAL COUNCIL

for
NSW RURAL FIRE SERVICE



NBRS

+61 2 9922 2344
Nominated Architect:
Andrew Duffin NSW 5602
NBRS & Partners Pty Ltd VIC 51197
Any form of replication of this drawing in full or in part without the written permission of NBRS-PARTNERS Pty Ltd constitutes an infringement of the copyright.
© 2022

nb.rs.com.au

ABN 16 002 247 565

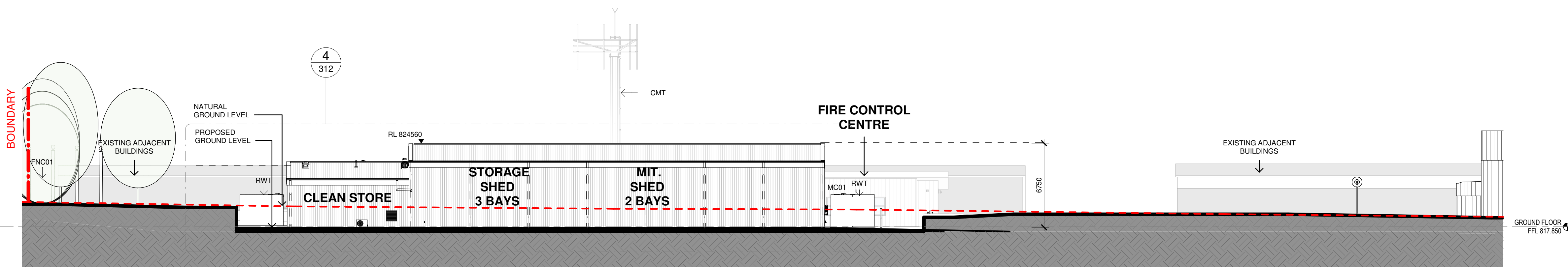
Date 4/10/2023 1:57:48 PM
Scale 1:100 @ A1

Drawing Reference
22396-NBRS-A-COO-DD-2041
Revision
P1

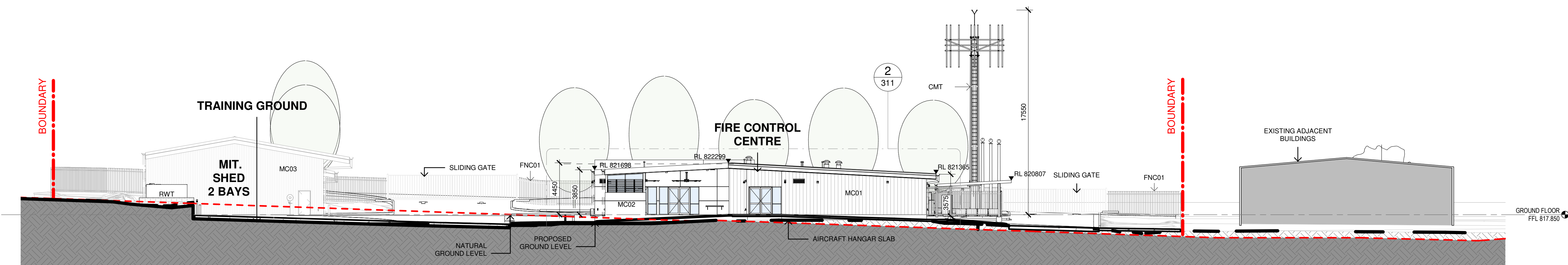
PRELIMINARY

LEGEND

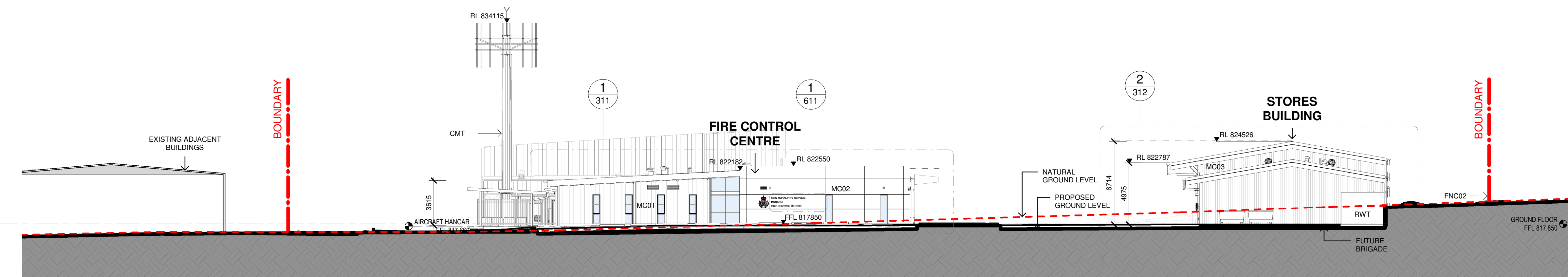
- EXISTING GROUND LEVEL
- EXISTING GROUND FILL
- PROPOSED GROUND LEVEL
- PROPOSED GROUND FILL



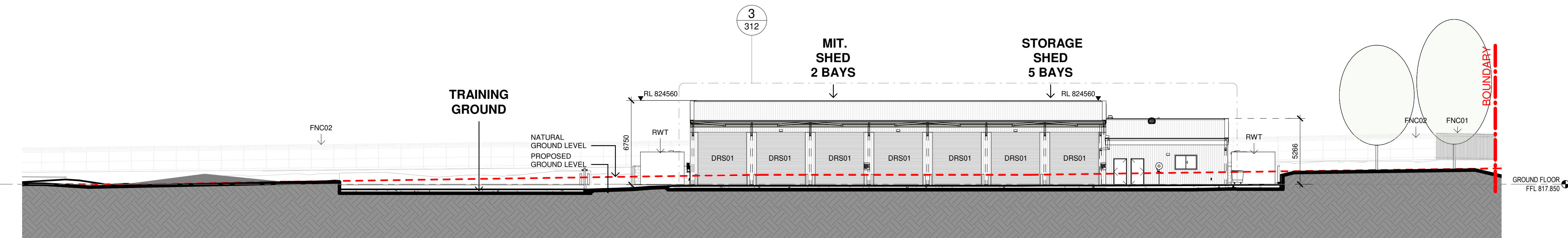
1 SITE ELEVATION EAST - VIEW TO STORES
1 : 200



2 SITE ELEVATION NORTH
1 : 200



3 SITE ELEVATION SOUTH
1 : 200



4 SITE ELEVATION WEST - VIEW TO STORES
1 : 200

PRELIMINARY

Issue No.	Date	Description	Chkd
P1	28/02/2023	25% DESIGN DEVELOPMENT	JV
P2	30/03/2023	DESIGN DEVELOPMENT	JV
P3	27/04/2023	80% DESIGN DEVELOPMENT	JV
P4	04/07/2023	95% DESIGN DEVELOPMENT	JV
P5	28/09/2023	90% DD ISSUE	JV

Changes to this Revision

PROJECT MANAGER
NSW PUBLIC WORKS ADVISORY
James Smith
0408 694 063
james.smith@pwa.nsw.gov.au

ARCHITECT, INTERIORS, LANDSCAPE
NBRS
John Vasco
4 Glen Street, Milsons Point, NSW 2061
02 9922 2344
john.vasco@nbns.com.au

STRUCTURAL
NORTHROP
Rory Dale
Level 11, 345 George Street Sydney NSW 2000
02 9241 4188
rdale@northrop.com.au

CIVIL
NORTHROP
Joel DiFonzo
Level 11, 345 George Street Sydney NSW 2000
02 9156 3229
JDiFonzo@northrop.com.au

BUILDING SERVICES
NORTHROP
Brandon Shuttler
Level 2, 3 Horwood Place, Parramatta, NSW 2150
02 9156 3013
bshuttler@northrop.com.au

NCC CONSULTANT
MB GROUP
Seb Howe
Suite 3/18 Sydney Rd, Manly NSW 2095
02 9939 1530
showe@mbc-group.com.au

Drawing Title
SITE ELEVATIONS - SHEET 1

Project
NSW RURAL FIRE SERVICE -
MONARO FIRE CONTROL CENTRE

11 GEEBUNG ST, POLO FLAT, NSW 2630
LOT 14 DP150029
SNOWY MONARO REGIONAL COUNCIL

for
NSW RURAL FIRE SERVICE



NBRS

+61 2 9922 2344
Nominated Architect:
Andrew Duffin NSW 5602
NBRS & Partners Pty Ltd VIC 51197
Any form of replication of this drawing in full or in part without the written permission of NBRS-PARTNERS Pty Ltd constitutes an infringement of the copyright.
© 2022

nbns.com.au

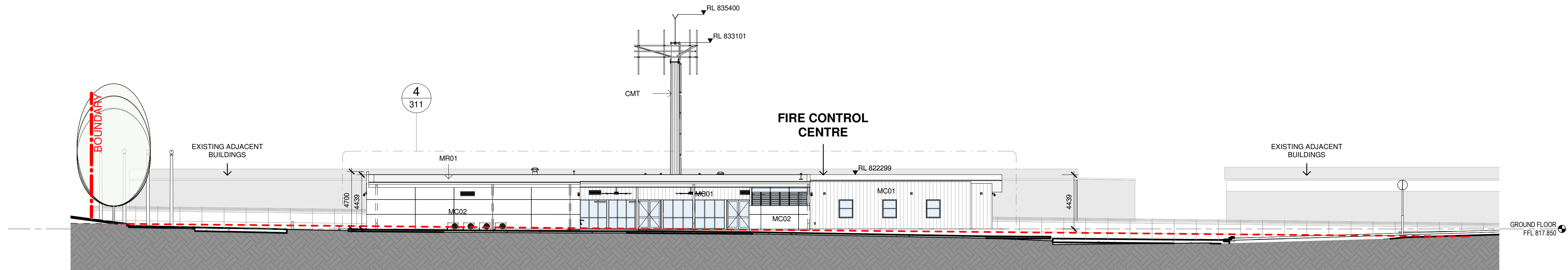
ABN 16 002 247 565

Date 4/10/2023 1:59:25 PM
Scale 1:100 @ A1

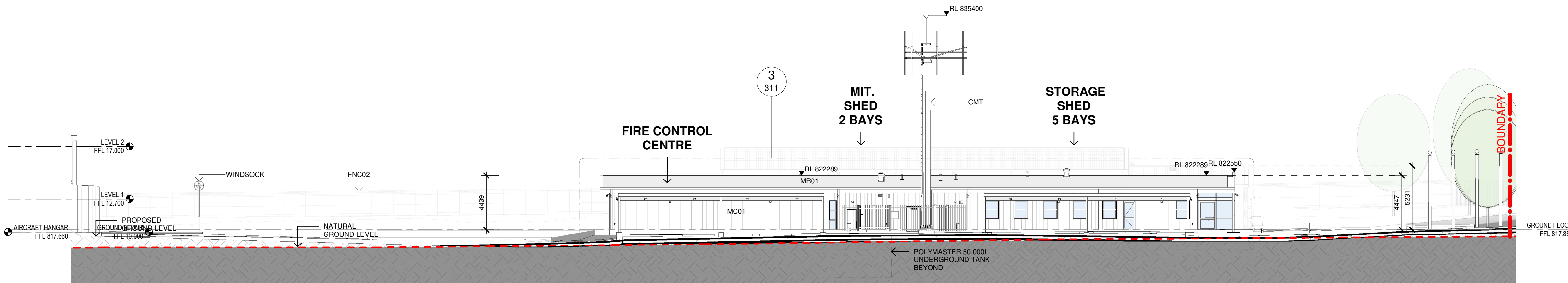
Drawing Reference 22396-NBRS-A-COO-DD-3000 P5
Revision

LEGEND

- EXISTING NATURAL GROUND LINE
- EXISTING TOPOGRAPHY
- PROPOSED GROUND LINE
- PROPOSED FILL



1 SITE ELEVATION EAST - VIEW TO FCC
1 : 200



2 SITE ELEVATION WEST - VIEW TO FCC
1 : 200

Issue No.	Date	Description	Chkd
P1	28/09/2023	90% DD ISSUE	JV

Changes to this Revision

PROJECT MANAGER
NSW PUBLIC WORKS ADVISORY
James Smith
0408 694 063
james.smith@pwa.nsw.gov.au

ARCHITECT, INTERIORS, LANDSCAPE
NBRS
John Vasco
4 Glen Street, Milsons Point, NSW 2061
02 9922 2344
john.vasco@nbns.com.au

STRUCTURAL
NORTHROP
Rory Dale
Level 11, 345 George Street Sydney NSW 2000
02 9241 4188
rdale@northrop.com.au

CIVIL
NORTHROP
Joel DiFonzo
Level 11, 345 George Street Sydney NSW 2000
02 9156 3229
JDIFonzo@northrop.com.au

BUILDING SERVICES
NORTHROP
Brandon Shuttler
Level 2, 3 Horwood Place, Parramatta, NSW 2150
02 9156 3013
BShuttler@northrop.com.au

NCC CONSULTANT
MBG GROUP
Seb Howe
Suite 3/18 Sydney Rd, Manly NSW 2095
02 9939 1530
showe@mbg-group.com.au

Drawing Title
SITE ELEVATIONS - SHEET 2

Project
NSW RURAL FIRE SERVICE -
MONARO FIRE CONTROL CENTRE

11 GEEBUNG ST, POLO FLAT, NSW 2630
LOT 14 DP150029
SNOWY MONARO REGIONAL COUNCIL

for
NSW RURAL FIRE SERVICE



NBRS

+61 2 9922 2344
Nominated Architect:
Andrew Duffin NSW 5602
NBRS & Partners Pty Ltd VIC 51197
Any form of replication of this drawing in full or in part without the written permission of NBRS-PARTNERS Pty Ltd constitutes an infringement of the copyright.
© 2022

nbns.com.au

ABN 16 002 247 565

Date 4/10/2023 2:00:47 PM
Scale 1:100 @ A1

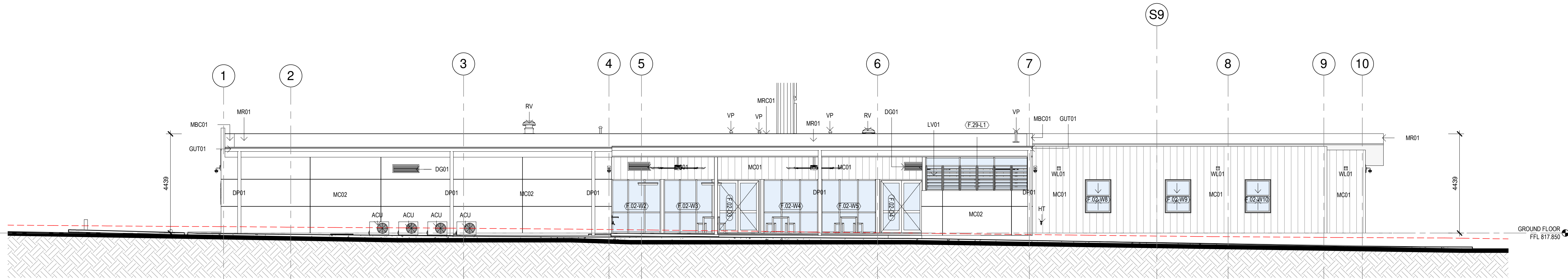
Drawing Reference 22396-NBRS-A-COO-DD-3001 P1
Revision



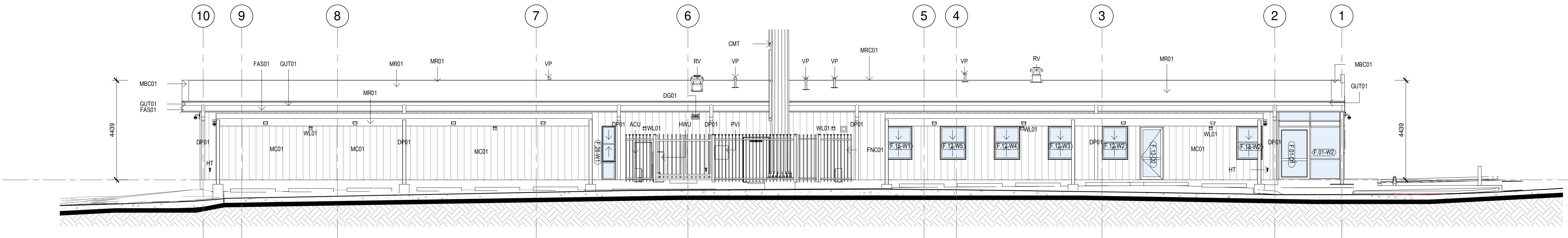
PRELIMINARY

LEGEND

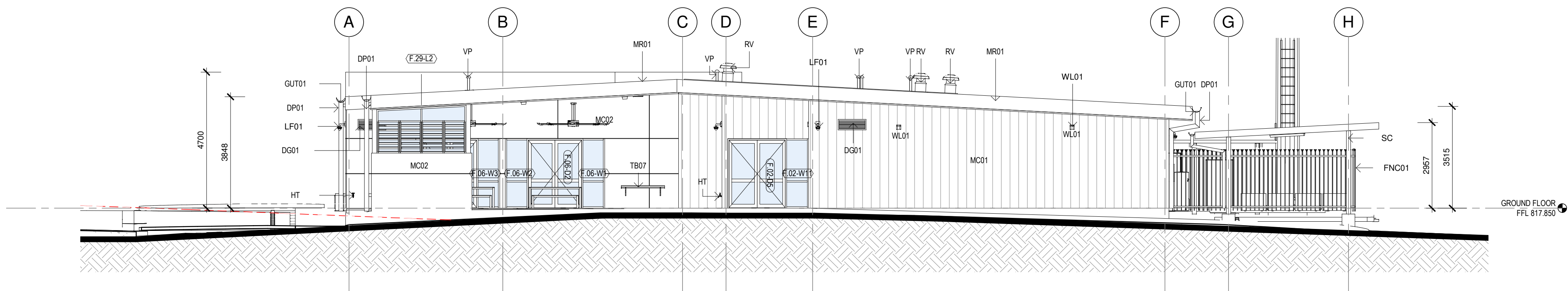
- EXISTING GROUND LEVEL
- EXISTING GROUND FILL
- PROPOSED GROUND LEVEL
- PROPOSED GROUND FILL



1 ELEVATION 01 - FCC
1110 1 : 100

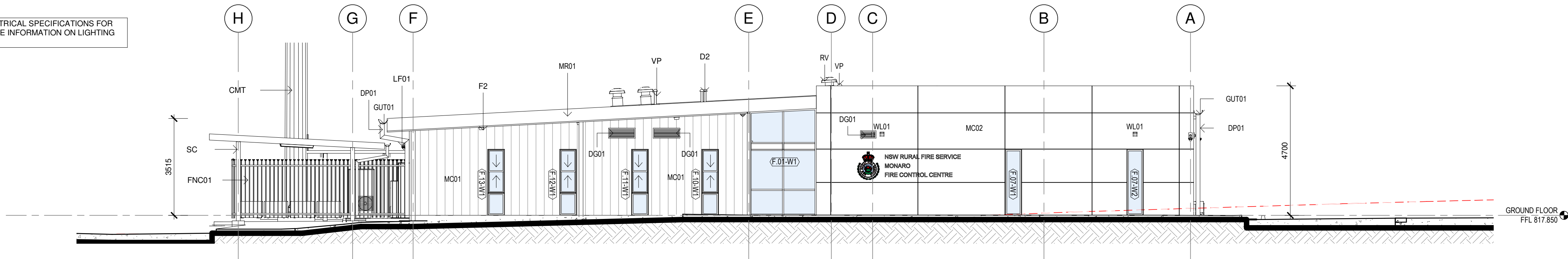


3 ELEVATION 03 - FCC
1110 1 : 100



2 ELEVATION 02 - FCC
1110 1 : 100

REFER TO ELECTRICAL SPECIFICATIONS FOR COMPREHENSIVE INFORMATION ON LIGHTING FIXTURES.



4 ELEVATION 04 - FCC
1110 1 : 100

Issue No.	Date	Description	Chkd
P1	28/02/2023	25% DESIGN DEVELOPMENT	JV
P2	30/03/2023	DESIGN DEVELOPMENT	JV
P3	27/04/2023	80% DESIGN DEVELOPMENT	JV
P4	04/07/2023	95% DESIGN DEVELOPMENT	JV
P5	28/09/2023	90% DD ISSUE	JV

Changes to this Revision

PROJECT MANAGER
NSW PUBLIC WORKS ADVISORY
James Smith
0408 694 063
james.smith@pwa.nsw.gov.au

ARCHITECT, INTERIORS, LANDSCAPE
NBRS
John Vasco
4 Glen Street, Milsons Point, NSW 2061
02 9922 2344
john.vasco@nbns.com.au

STRUCTURAL
NORTHROP
Rory Dale
Level 11, 345 George Street Sydney NSW 2000
02 9241 4188
rdale@northrop.com.au

CIVIL
NORTHROP
Joel DiFonzo
Level 11, 345 George Street Sydney NSW 2000
02 9156 3229
JDIFonzo@northrop.com.au

BUILDING SERVICES
NORTHROP
Brandon Shuttler
Level 2, 3 Horwood Place, Parramatta, NSW 2150
02 9156 3013
BShuttler@northrop.com.au

NCC CONSULTANT
MBG GROUP
Seb Howe
Suite 3/18 Sydney Rd, Manly NSW 2095
02 9939 1530
showe@mbg-group.com.au

Drawing Title
ELEVATIONS

Project
NSW RURAL FIRE SERVICE - MONARO FIRE CONTROL CENTRE
11 GEEBUNG ST, POLO FLAT, NSW 2630
LOT 14 DP150029
SNOWY MONARO REGIONAL COUNCIL
for
NSW RURAL FIRE SERVICE



NBRS
+61 2 9922 2344
Nominated Architect:
Andrew Duffin NSW 5602
NBRS & Partners Pty Ltd VIC 51197
Any form of replication of this drawing in full or in part without the written permission of NBRS-PARTNERS Pty Ltd constitutes an infringement of the copyright.
© 2022

nbns.com.au

ABN 16 002 247 565

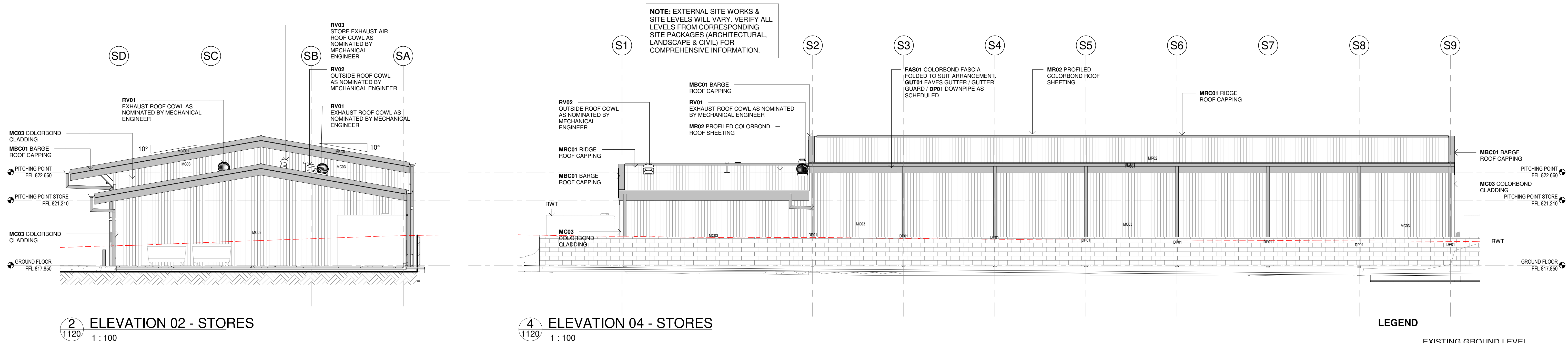
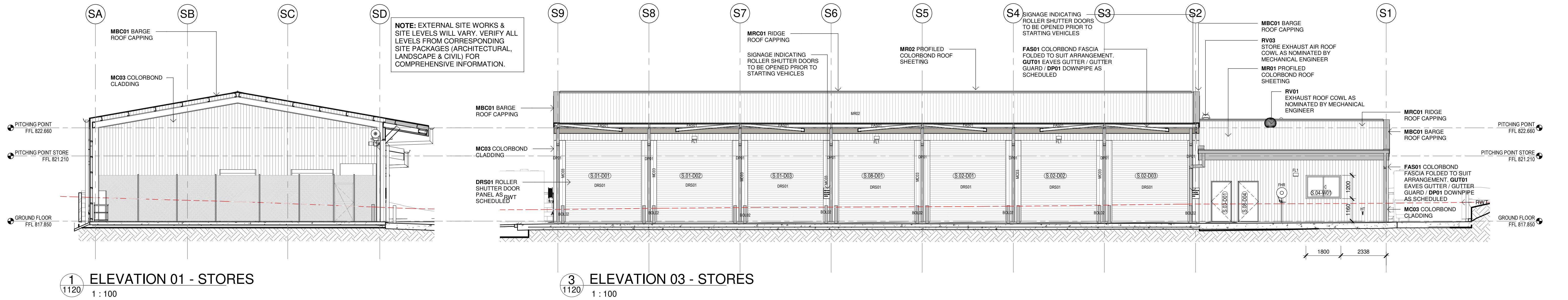
Date 4/10/2023 2:01:36 PM
Scale 1:100 @ A1

Drawing Reference 22396-NBRS-A-COO-DD-3010
Revision P5

PRELIMINARY

LEGEND

- EXISTING GROUND LEVEL
- EXISTING GROUND FILL
- PROPOSED GROUND LEVEL
- PROPOSED GROUND FILL



LEGEND

- EXISTING GROUND LEVEL
- EXISTING GROUND FILL
- PROPOSED GROUND LEVEL
- PROPOSED GROUND FILL

PRELIMINARY

Issue No.	Date	Description	Chkd
P1	28/02/2023	25% DESIGN DEVELOPMENT	JV
P2	30/03/2023	DESIGN DEVELOPMENT	JV
P3	27/04/2023	80% DESIGN DEVELOPMENT	JV
P4	04/07/2023	95% DESIGN DEVELOPMENT	JV
P5	28/09/2023	90% DD ISSUE	JV

Changes to this Revision

PROJECT MANAGER
NSW PUBLIC WORKS ADVISORY
James Smith
0408 694 063
james.smith@pwa.nsw.gov.au

ARCHITECT, INTERIORS, LANDSCAPE
NBRS
John Vasco
4 Glen Street, Milsons Point, NSW 2061
02 9922 2344
john.vasco@nbns.com.au

STRUCTURAL
NORTHROP
Rory Dale
Level 11, 345 George Street Sydney NSW 2000
02 9241 4188
Rdale@northrop.com.au

CIVIL
NORTHROP
Joel DiFonzo
Level 11, 345 George Street Sydney NSW 2000
02 9156 3229
JDiFonzo@northrop.com.au

BUILDING SERVICES
NORTHROP
Brandon Shuttler
Level 2, 3 Horwood Place, Parramatta, NSW 2150
02 9156 3013
BShuttler@northrop.com.au

NCC CONSULTANT
MBG GROUP
Seb Howe
Suite 3/18 Sydney Rd, Manly NSW 2095
02 9939 1530
showe@mbg-group.com.au

Drawing Title
ELEVATION

Project
**NSW RURAL FIRE SERVICE -
MONARO FIRE CONTROL CENTRE**

11 GEEBUNG ST, POLO FLAT, NSW 2630
LOT 14 DP150029
SNOWY MONARO REGIONAL COUNCIL

for
NSW RURAL FIRE SERVICE



NBRS

+61 2 9922 2344
Nominated Architect:
Andrew Duffin NSW 5602
NBRS & Partners Pty Ltd VIC 51197
Any form of replication of this drawing in full or in part without the written permission of NBRS-PARTNERS Pty Ltd constitutes an infringement of the copyright.

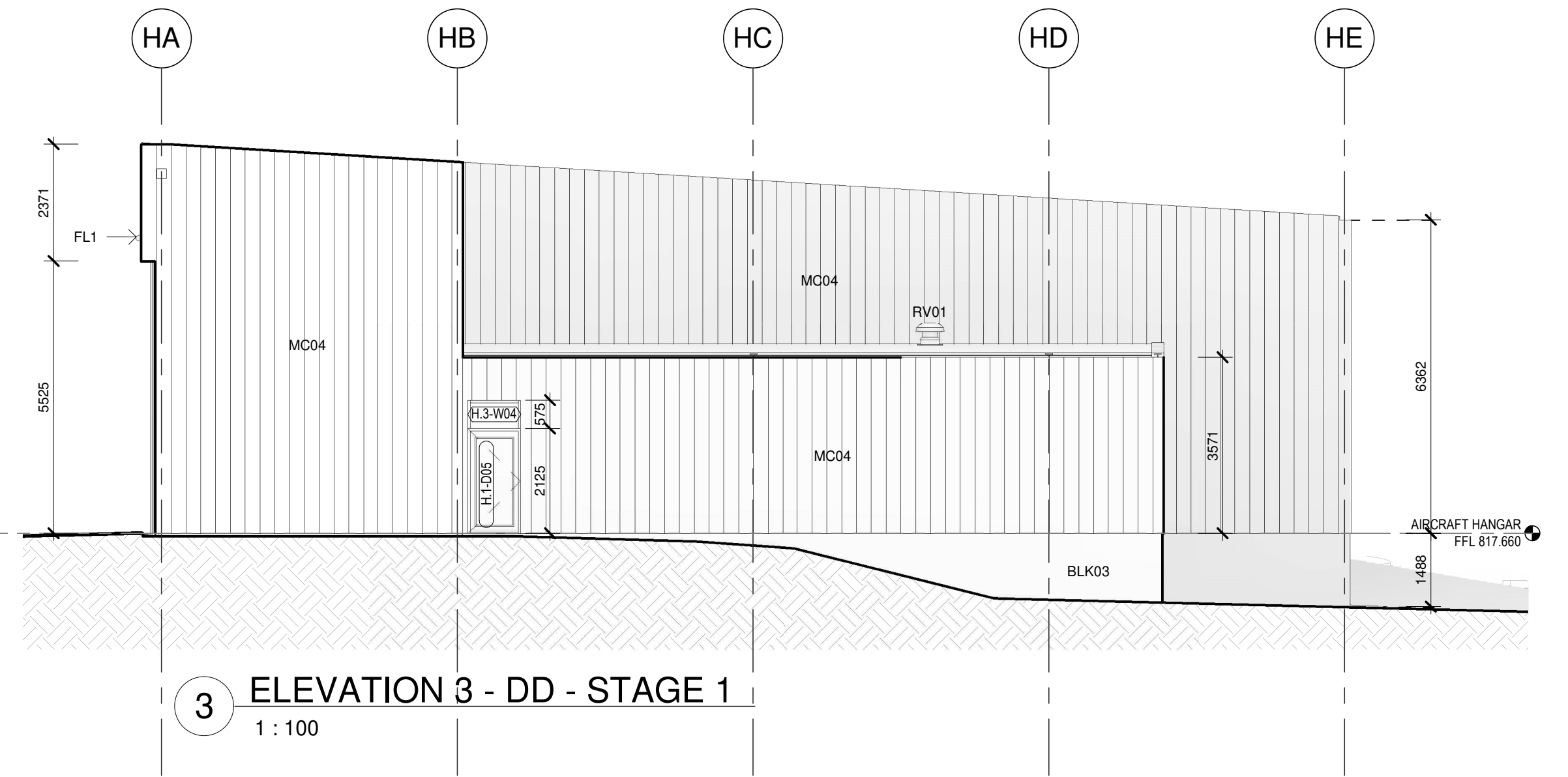
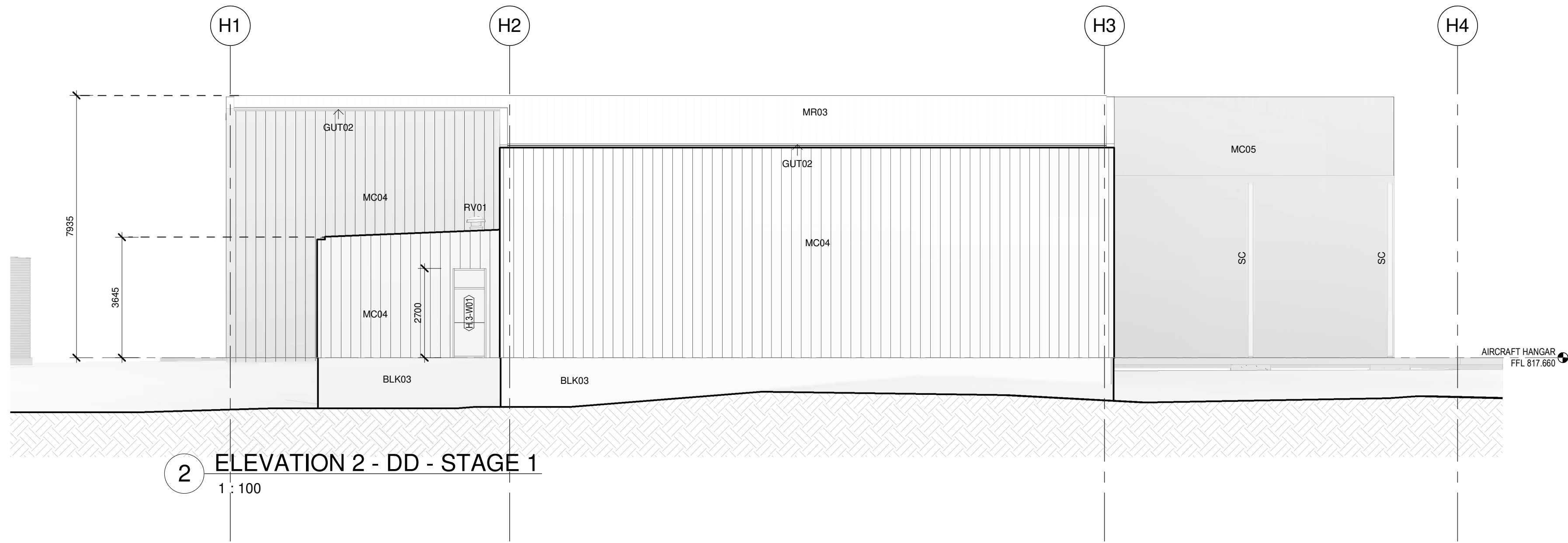
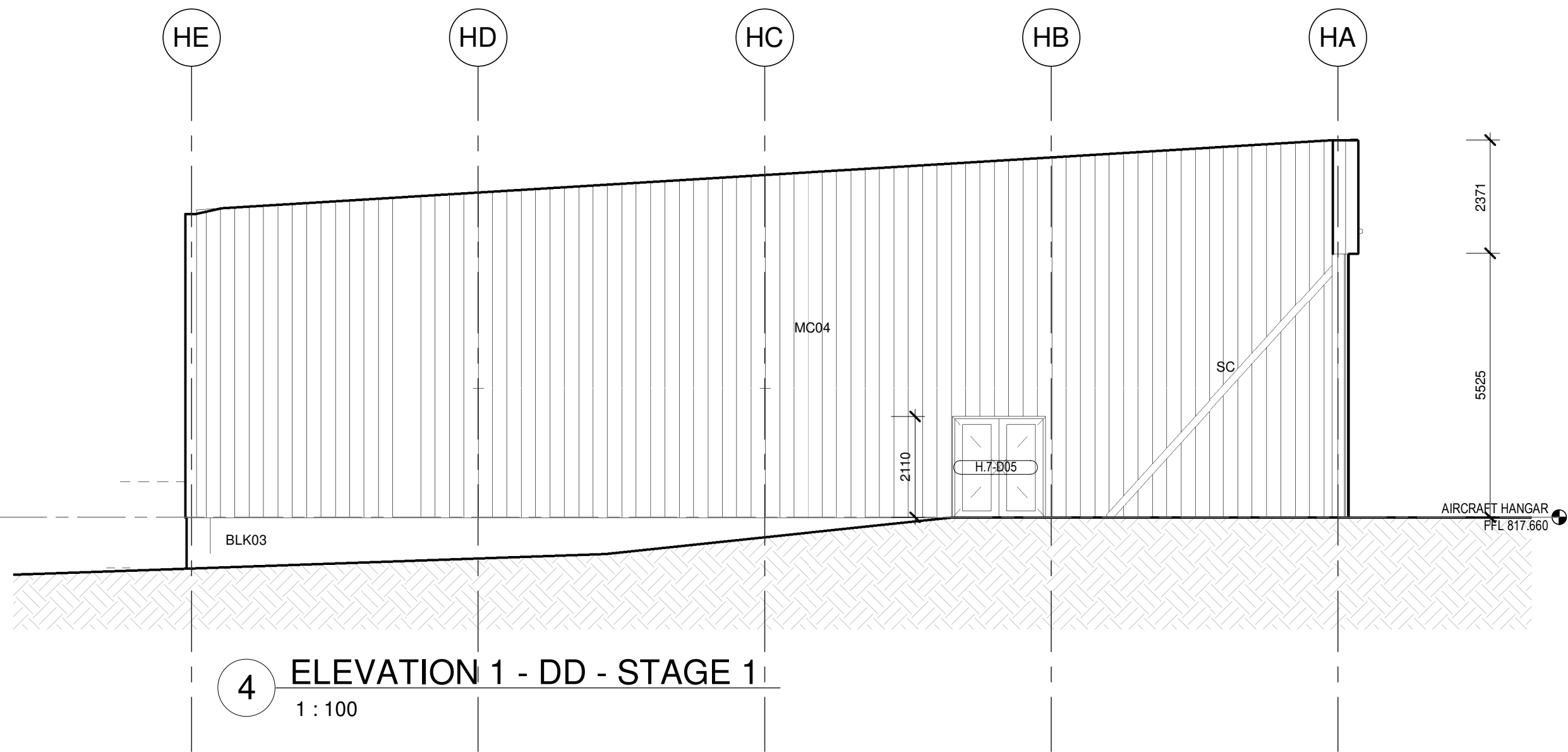
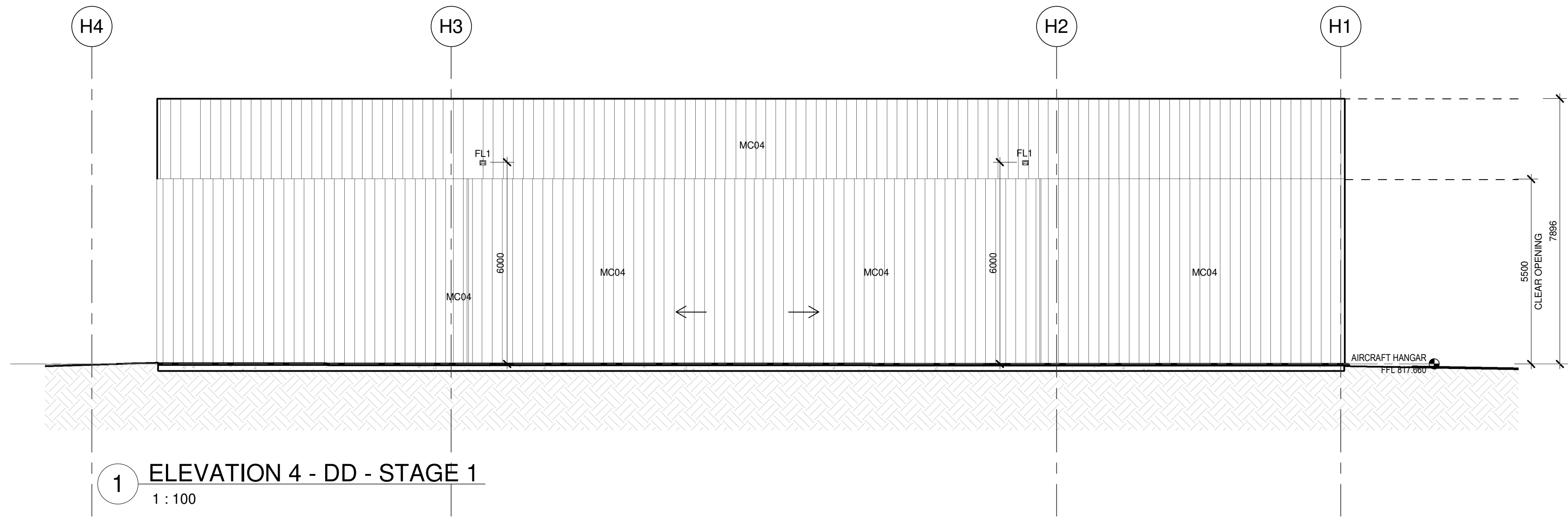
nbns.com.au

ABN 16 002 247 565

Date 4/10/2023 2:01:46 PM
Scale 1:100 @ A1

Drawing Reference Revision

22396-NBRS-A-COO-DD-3020 P5
© 2022



PRELIMINARY

Issue No.	Date	Description	Chkd
P1	04/07/2023	95% DESIGN DEVELOPMENT	JV
P2	19/07/2023	DD WIP	SR
P3	28/09/2023	90% DD ISSUE	JV

Changes to this Revision

PROJECT MANAGER
NSW PUBLIC WORKS ADVISORY
James Smith
0408 694 063
james.smith@pwa.nsw.gov.au

ARCHITECT, INTERIORS, LANDSCAPE
NBRS
John Vasco
4 Glen Street, Milsons Point, NSW 2061
02 9922 2344
john.vasco@nb.rs.com.au

STRUCTURAL
NORTHROP
Rory Dale
Level 11, 345 George Street Sydney NSW 2000
02 9241 4188
rdale@northrop.com.au

CIVIL
NORTHROP
Joel DiFonzo
Level 11, 345 George Street Sydney NSW 2000
02 9156 3229
JDIFonzo@northrop.com.au

BUILDING SERVICES
NORTHROP
Brandon Shultar
Level 2, 3 Horwood Place, Parramatta, NSW 2150
02 9156 3013
BShultar@northrop.com.au

NCC CONSULTANT
MBG GROUP
Seb Howe
Suite 3/18 Sydney Rd, Manly NSW 2095
02 9939 1530
showe@mbg-group.com.au

Drawing Title
ELEVATIONS - STAGE 1
AIRCRAFT HANAGR

Project
NSW RURAL FIRE SERVICE -
MONARO FIRE CONTROL CENTRE

11 GEEBUNG ST, POLO FLAT, NSW 2630
LOT 14 DP150029
SNOWY MONARO REGIONAL COUNCIL

for
NSW RURAL FIRE SERVICE



NBRS

+61 2 9922 2344
Nominated Architect:
Andrew Duffin NSW 5602
NBRS & Partners Pty Ltd VIC 51197
Any form of replication of this drawing in full or in part without the written permission of NBRS-PARTNERS Pty Ltd constitutes an infringement of the copyright.
© 2022

nb.rs.com.au

ABN 16 002 247 565

Date 4/10/2023 2:02:08 PM

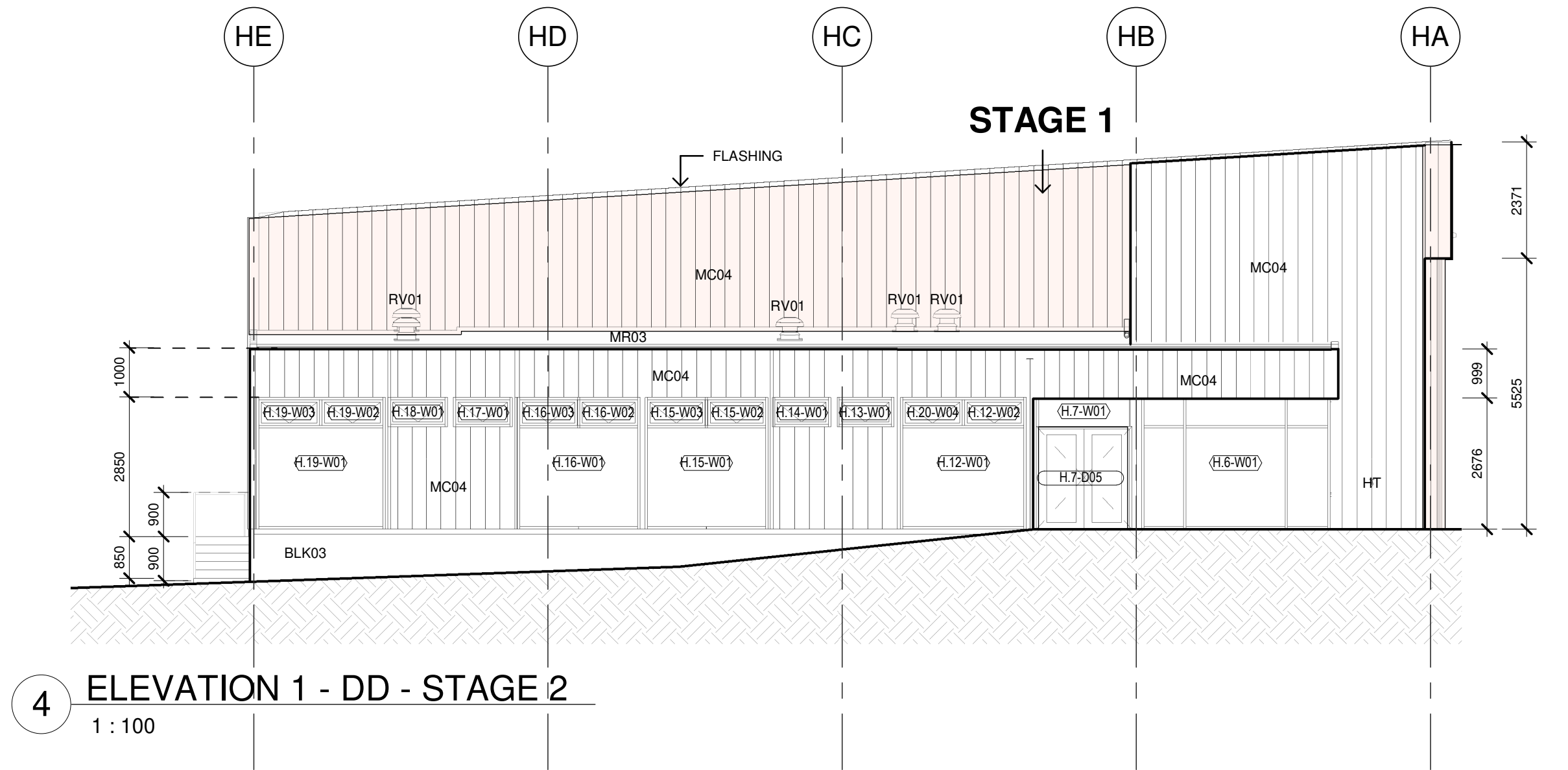
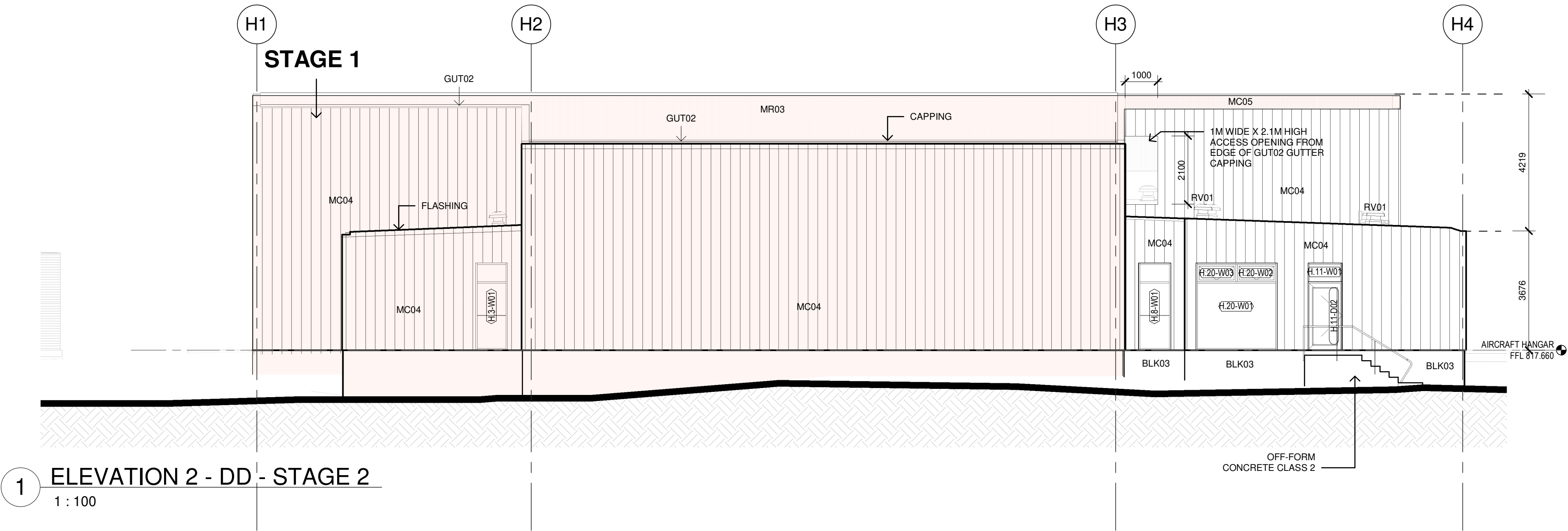
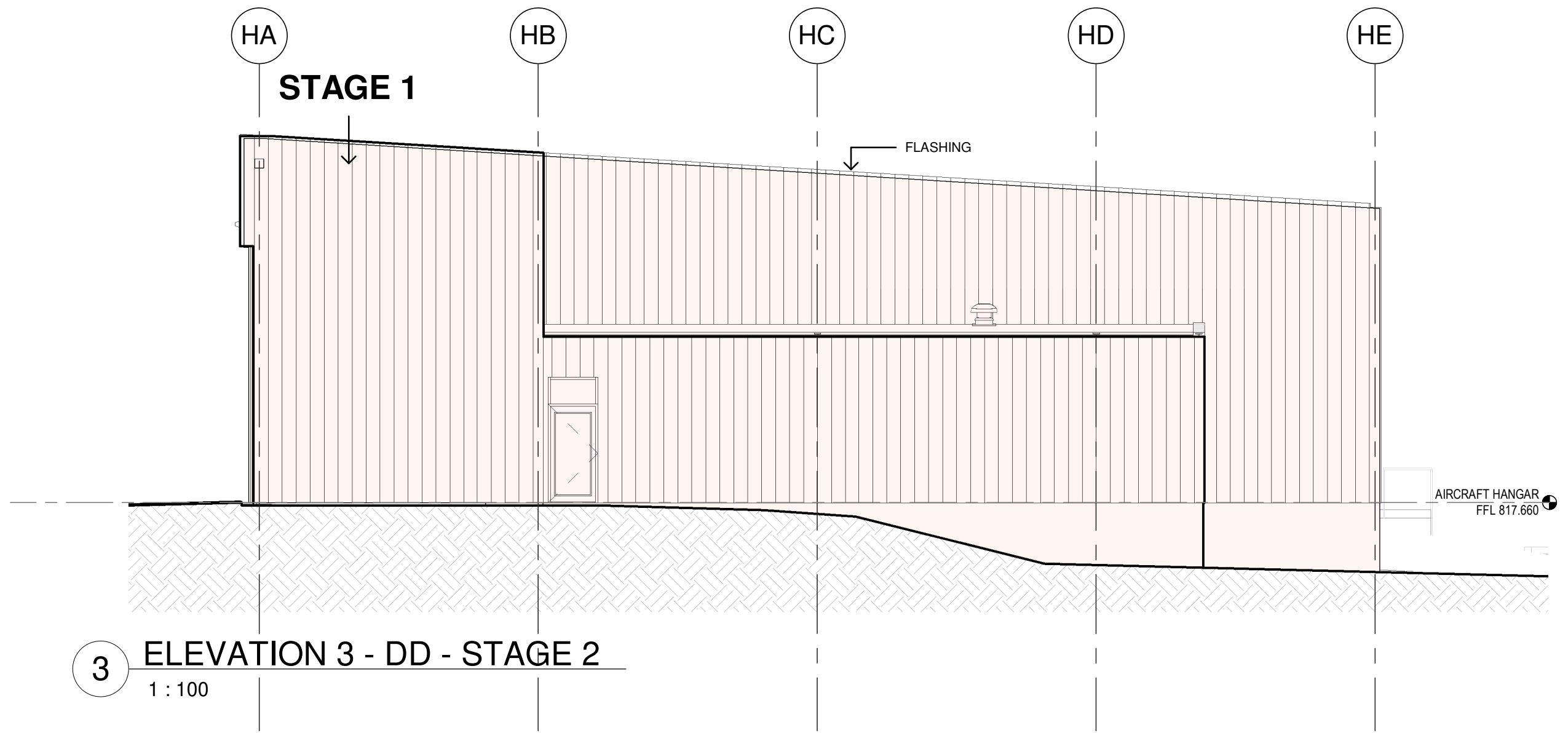
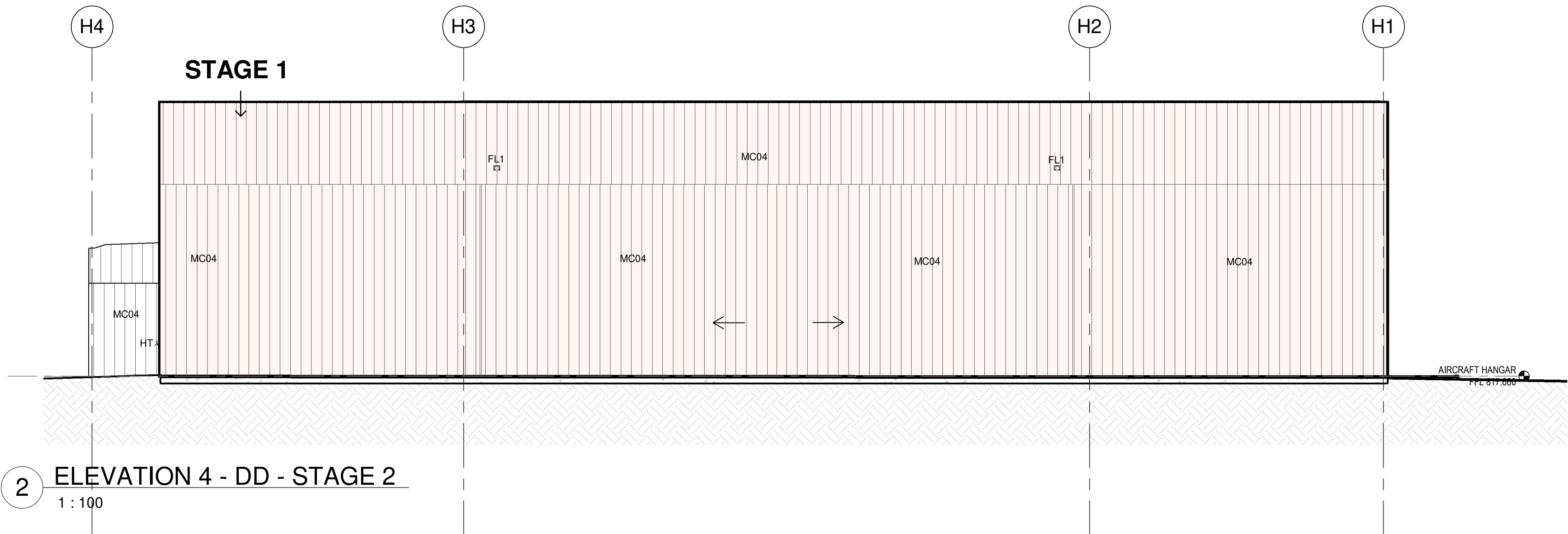
Scale 1 : 100 @ A1

Drawing Reference

22396-NBRS-A-COO-DD-3040

Revision

P3



PRELIMINARY

Issue	No.	Date	Description	Chkd
P1	28/09/2023	90% DD ISSUE	JV	

Changes to this Revision

PROJECT MANAGER
NSW PUBLIC WORKS ADVISORY
James Smith
0408 694 063
james.smith@pwa.nsw.gov.au

ARCHITECT, INTERIORS, LANDSCAPE
NBRS
John Vasco
4 Glen Street, Milsons Point, NSW 2061
02 9922 2344
john.vasco@nb.rs.com.au

STRUCTURAL
NORTHROP
Rory Dale
Level 11, 345 George Street Sydney NSW 2000
02 9241 4188
RDale@northrop.com.au

CIVIL
NORTHROP
Joel DiFonzo
Level 11, 345 George Street Sydney NSW 2000
02 9156 3229
JDIFonzo@northrop.com.au

BUILDING SERVICES
NORTHROP
Brandon Shultar
Level 2, 3 Horwood Place, Parramatta, NSW 2150
02 9156 3013
BSultar@northrop.com.au

NCC CONSULTANT
MBG GROUP
Seb Howe
Suite 3/18 Sydney Rd, Manly NSW 2095
02 9939 1530
showe@mbg-group.com.au

Drawing Title
ELEVATIONS - STAGE 2
AIRCRAFT HANGAR

Project
NSW RURAL FIRE SERVICE -
MONARO FIRE CONTROL CENTRE

11 GEEBUNG ST, POLO FLAT, NSW 2630
LOT 14 DP150029
SNOWY MONARO REGIONAL COUNCIL

for
NSW RURAL FIRE SERVICE



NBRS

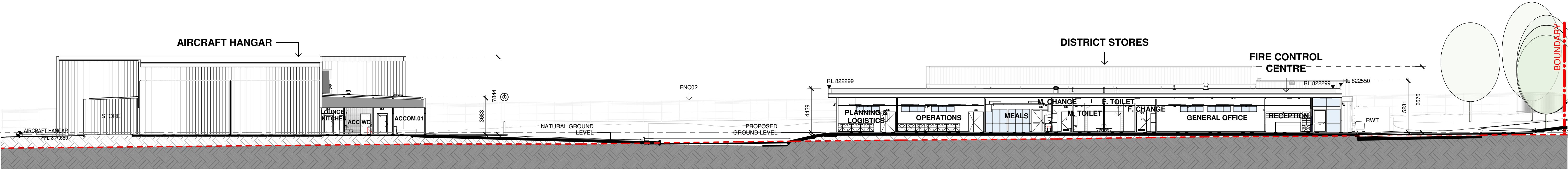
+61 2 9922 2344
Nominated Architect:
Andrew Duffin NSW 5602
NBRS & Partners Pty Ltd VIC 51197
Any form of replication of this drawing in full or in part without the written permission of NBRS-PARTNERS Pty Ltd constitutes an infringement of the copyright.
© 2022

nb.rs.com.au

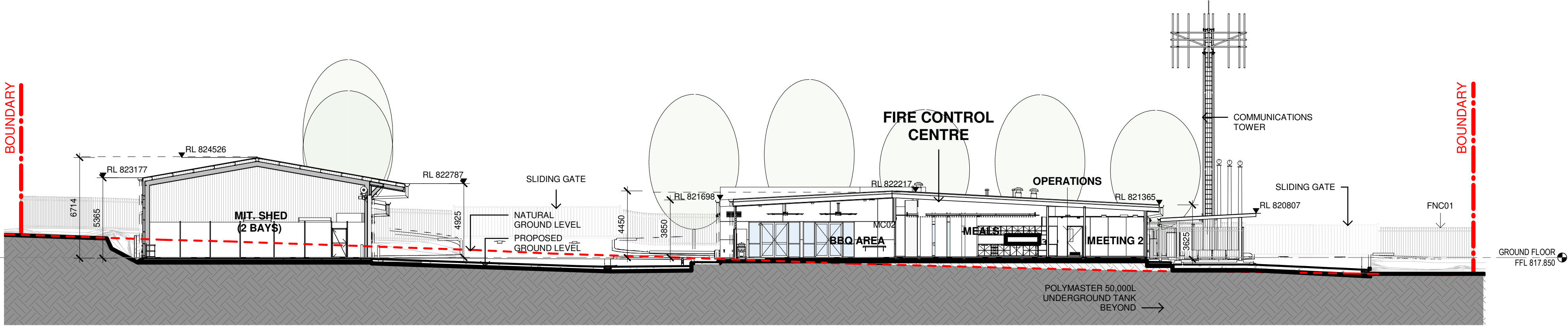
ABN 16 002 247 565

Date 4/10/2023 2:02:43 PM
Scale 1:100 @ A1

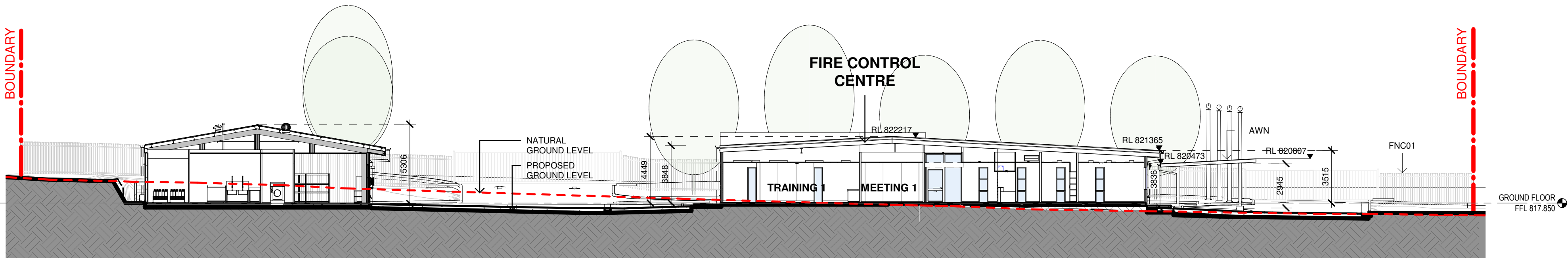
Drawing Reference
22396-NBRS-A-COO-DD-3041
Revision
P1



1 SITE SECTION 01
1 : 200



2 SITE SECTION 02
1 : 200



3 SITE SECTION 03
1 : 200

- LEGEND
- EXISTING GROUND LEVEL
 - EXISTING GROUND FILL
 - PROPOSED GROUND LEVEL
 - PROPOSED GROUND FILL

Issue No.	Date	Description	Chkd
P1	28/02/2023	25% DESIGN DEVELOPMENT	JV
P2	30/03/2023	DESIGN DEVELOPMENT	JV
P3	27/04/2023	80% DESIGN DEVELOPMENT	JV
P4	04/07/2023	95% DESIGN DEVELOPMENT	JV
P5	28/09/2023	90% DD ISSUE	JV

Changes to this Revision

PROJECT MANAGER
NSW PUBLIC WORKS ADVISORY
James Smith
0408 694 063
james.smith@pwa.nsw.gov.au

ARCHITECT, INTERIORS, LANDSCAPE
NBRS
John Vasco
4 Glen Street, Milsons Point, NSW 2061
02 9922 2344
john.vasco@nbns.com.au

STRUCTURAL
NORTHROP
Rory Dale
Level 11, 345 George Street Sydney NSW 2000
02 9241 4188
Rdale@northrop.com.au

CIVIL
NORTHROP
Joel DiFonzo
Level 11, 345 George Street Sydney NSW 2000
02 9156 3229
JDiFonzo@northrop.com.au

BUILDING SERVICES
NORTHROP
Brandon Shuttler
Level 2, 3 Horwood Place, Parramatta, NSW 2150
02 9156 3013
BShuttler@northrop.com.au

NCC CONSULTANT
MBC GROUP
Seb Howe
Suite 3/18 Sydney Rd, Manly NSW 2095
02 9939 1530
showe@mbc-group.com.au

Drawing Title
SITE SECTIONS

Project
NSW RURAL FIRE SERVICE -
MONARO FIRE CONTROL CENTRE
11 GEEBUNG ST, POLO FLAT, NSW 2630
LOT 14 DP150029
SNOWY MONARO REGIONAL COUNCIL
for
NSW RURAL FIRE SERVICE



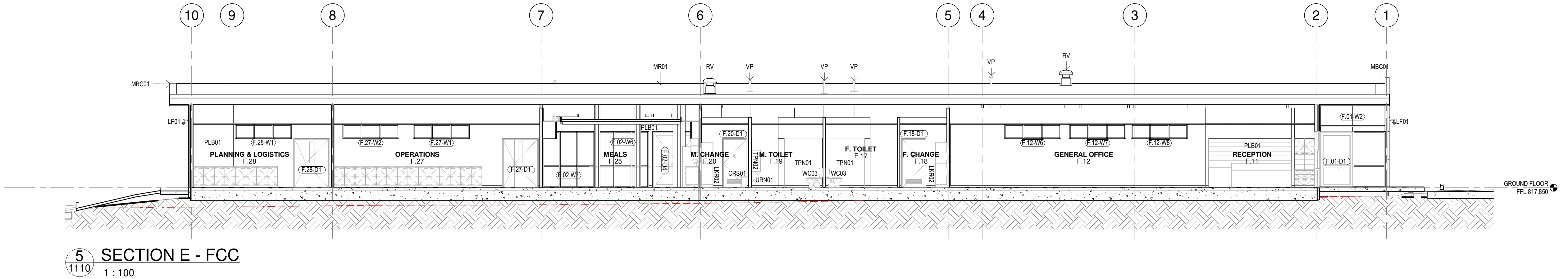
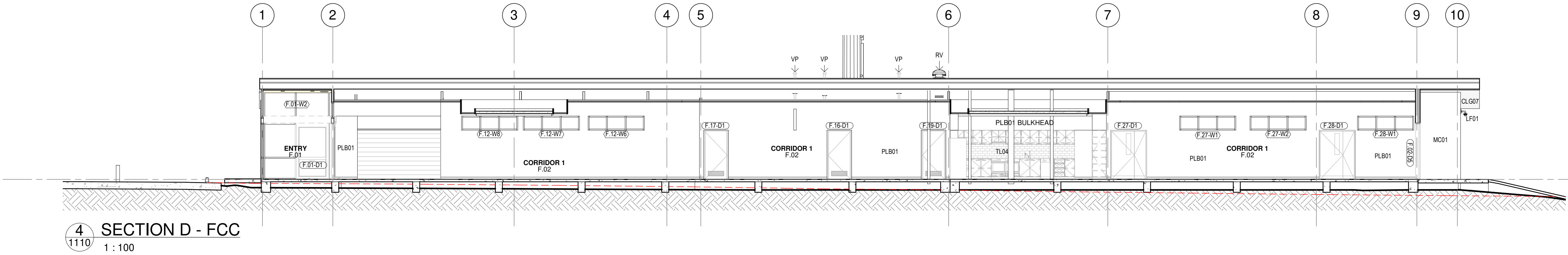
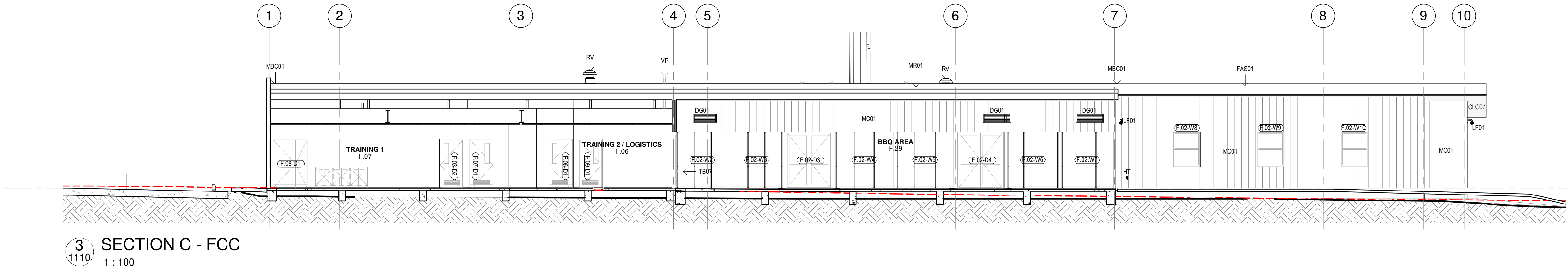
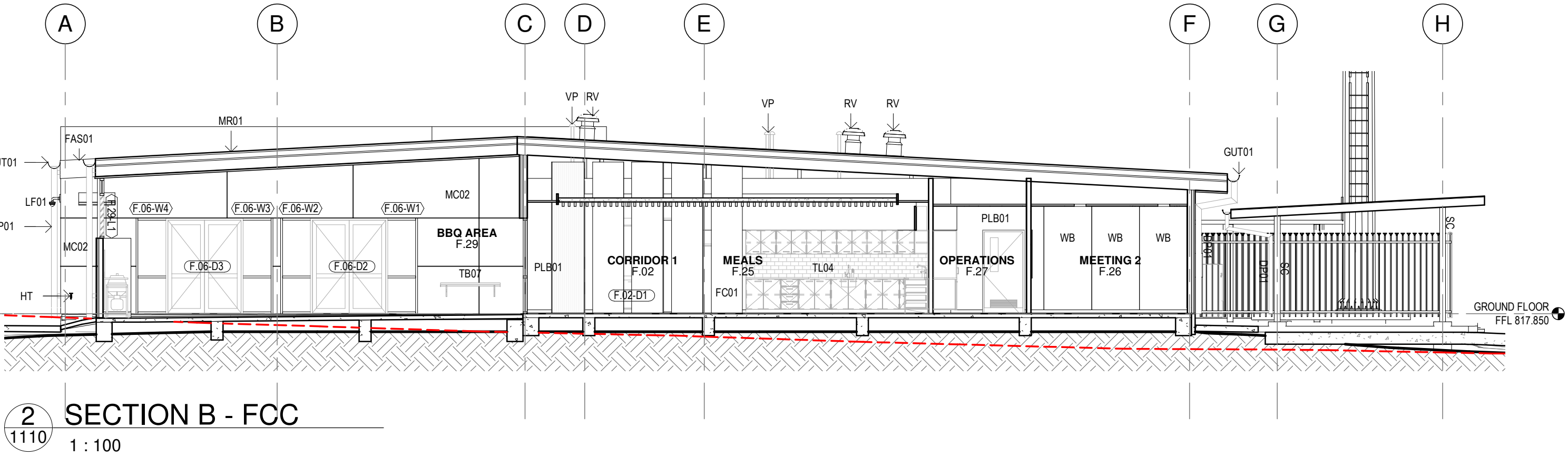
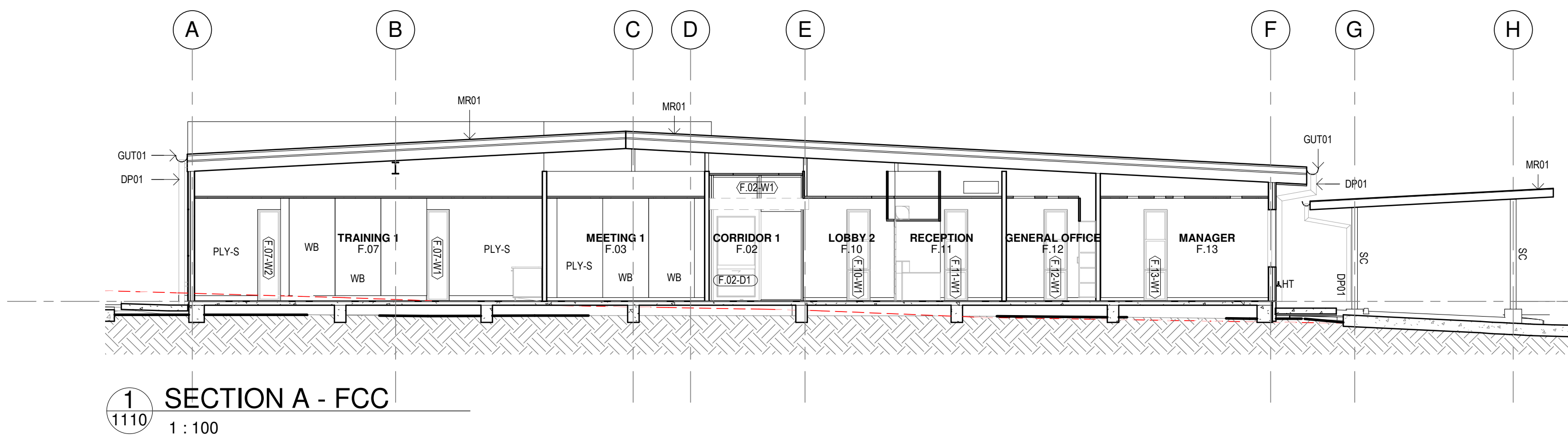
NBRS
+61 2 9922 2344
Nominated Architect:
Andrew Duffin NSW 5602
NBRS & Partners Pty Ltd VIC 51197
Any form of replication of this drawing in full or in part without the written permission of NBRS-PARTNERS Pty Ltd constitutes an infringement of the copyright.
© 2022

nbns.com.au

ABN 16 002 247 565

Date 4/10/2023 2:04:12 PM
Scale 1:100 @ A1

Drawing Reference 22396-NBRS-A-COO-DD-4000 P5
Revision



- LEGEND**
- EXISTING GROUND LEVEL
 - EXISTING GROUND FILL
 - PROPOSED GROUND LEVEL
 - PROPOSED GROUND FILL

PRELIMINARY

Issue No.	Date	Description	Chkd
P1	28/02/2023	25% DESIGN DEVELOPMENT	JV
P2	30/03/2023	DESIGN DEVELOPMENT	JV
P3	27/04/2023	80% DESIGN DEVELOPMENT	JV
P4	04/07/2023	95% DESIGN DEVELOPMENT	JV
P5	28/09/2023	90% DD ISSUE	JV

Changes to this Revision

PROJECT MANAGER
NSW PUBLIC WORKS ADVISORY
James Smith
0408 694 063
james.smith@pwa.nsw.gov.au

ARCHITECT, INTERIORS, LANDSCAPE
NBRS
John Vasco
4 Glen Street, Milsans Point, NSW 2061
02 9922 2344
john.vasco@nbns.com.au

STRUCTURAL
NORTHROP
Rory Dale
Level 11, 345 George Street Sydney NSW 2000
02 9241 4188
Rdale@northrop.com.au

CIVIL
NORTHROP
Joel DiFranzo
Level 11, 345 George Street Sydney NSW 2000
02 9156 3229
JDiFranzo@northrop.com.au

BUILDING SERVICES
NORTHROP
Brandon Shultar
Level 2, 3 Horwood Place, Parramatta, NSW 2150
02 9156 3013
BShultar@northrop.com.au

NCC CONSULTANT
MBG GROUP
Seb Howe
Suite 3/18 Sydney Rd, Manly NSW 2095
02 9939 1530
showe@mbg-group.com.au

Drawing Title
SECTIONS

Project
**NSW RURAL FIRE SERVICE -
MONARO FIRE CONTROL CENTRE**
11 GEEBUNG ST, POLO FLAT, NSW 2630
LOT 14 DP150029
SNOWY MONARO REGIONAL COUNCIL
for
NSW RURAL FIRE SERVICE

NBRS
+61 2 9922 2344
Nominated Architect:
Andrew Duffin NSW 5602
NBRS & Partners Pty Ltd VIC 51197
Any form of replication of this drawing in full or in part without the written permission of NBRS-PARTNERS Pty Ltd constitutes an infringement of the copyright.

nbns.com.au

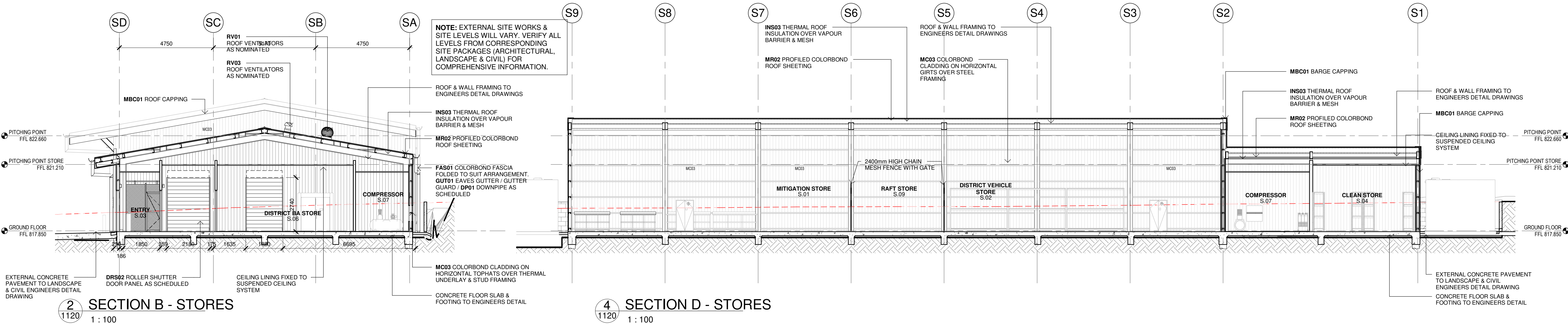
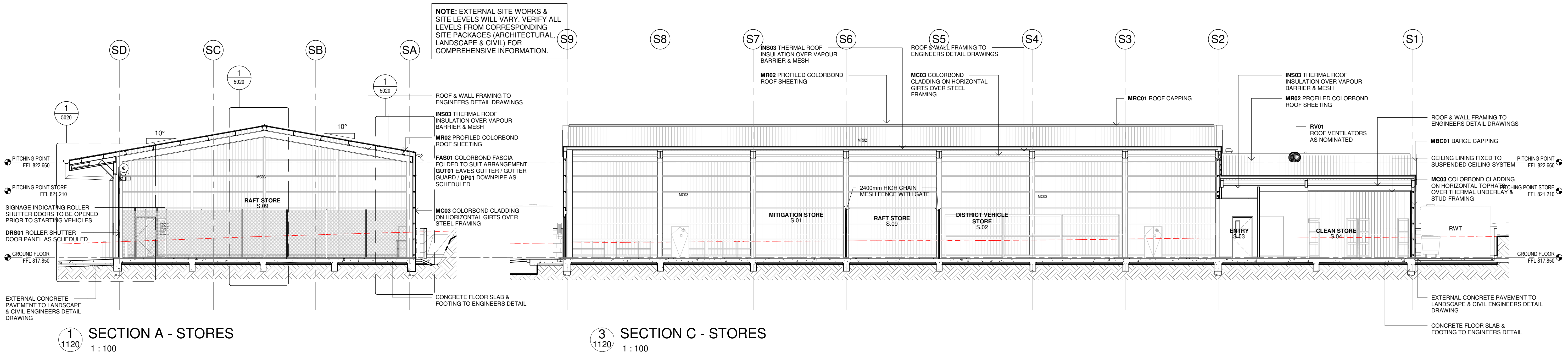
ABN 16 002 247 565

Date 4/10/2023 2:04:25 PM
Scale 1:100 @ A1

Drawing Reference
22396-NBRS-A-COO-DD-4010
Revision
P5

LEGEND

- EXISTING GROUND LEVEL
- EXISTING GROUND FILL
- PROPOSED GROUND LEVEL
- PROPOSED GROUND FILL



PRELIMINARY

Issue No.	Date	Description	Chkd
P1	28/02/2023	25% DESIGN DEVELOPMENT	JV
P2	30/03/2023	DESIGN DEVELOPMENT	JV
P3	27/04/2023	80% DESIGN DEVELOPMENT	JV
P4	04/07/2023	95% DESIGN DEVELOPMENT	JV
P5	28/09/2023	90% DD ISSUE	JV

Changes to this Revision

PROJECT MANAGER
NSW PUBLIC WORKS ADVISORY
James Smith
0408 694 063
james.smith@pwa.nsw.gov.au

ARCHITECT, INTERIORS, LANDSCAPE
NBRS
John Vasco
4 Glen Street, Milsons Point, NSW 2061
02 9922 2344
john.vasco@nb.rs.com.au

STRUCTURAL
NORTHROP
Rory Dale
Level 11, 345 George Street Sydney NSW 2000
02 9241 4188
rdale@northrop.com.au

CIVIL
NORTHROP
Joel DiFonzo
Level 11, 345 George Street Sydney NSW 2000
02 9156 3229
JDiFonzo@northrop.com.au

BUILDING SERVICES
NORTHROP
Brandon Shuttler
Level 2, 3 Horwood Place, Parramatta, NSW 2150
02 9156 3013
bshuttler@northrop.com.au

NCC CONSULTANT
MBC GROUP
Seb Howe
Suite 3/18 Sydney Rd, Manly NSW 2095
02 9939 1530
showe@mbc-group.com.au

Drawing Title
SECTIONS

Project
**NSW RURAL FIRE SERVICE -
MONARO FIRE CONTROL CENTRE**
11 GEEBUNG ST, POLO FLAT, NSW 2630
LOT 14 DP150029
SNOWY MONARO REGIONAL COUNCIL
for
NSW RURAL FIRE SERVICE

NBRS
+61 2 9922 2344
Nominated Architect:
Andrew Duffin NSW 5602
NBRS & Partners Pty Ltd VIC 51197
Any form of replication of this drawing in full or in part without the written permission of NBRS-PARTNERS Pty Ltd constitutes an infringement of the copyright.
© 2022

nb.rs.com.au

ABN 16 002 247 565

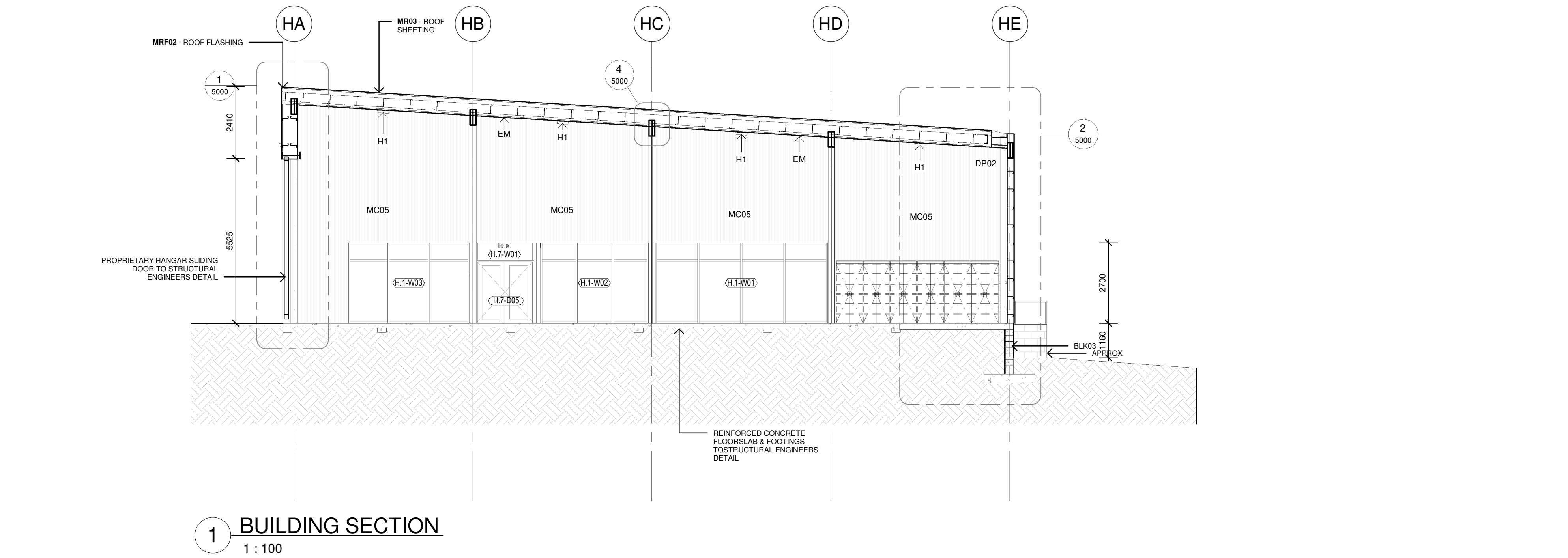
Date 4/10/2023 2:04:36 PM
Scale 1:100 @ A1

Drawing Reference
22396-NBRS-A-COO-DD-4020
Revision
P5

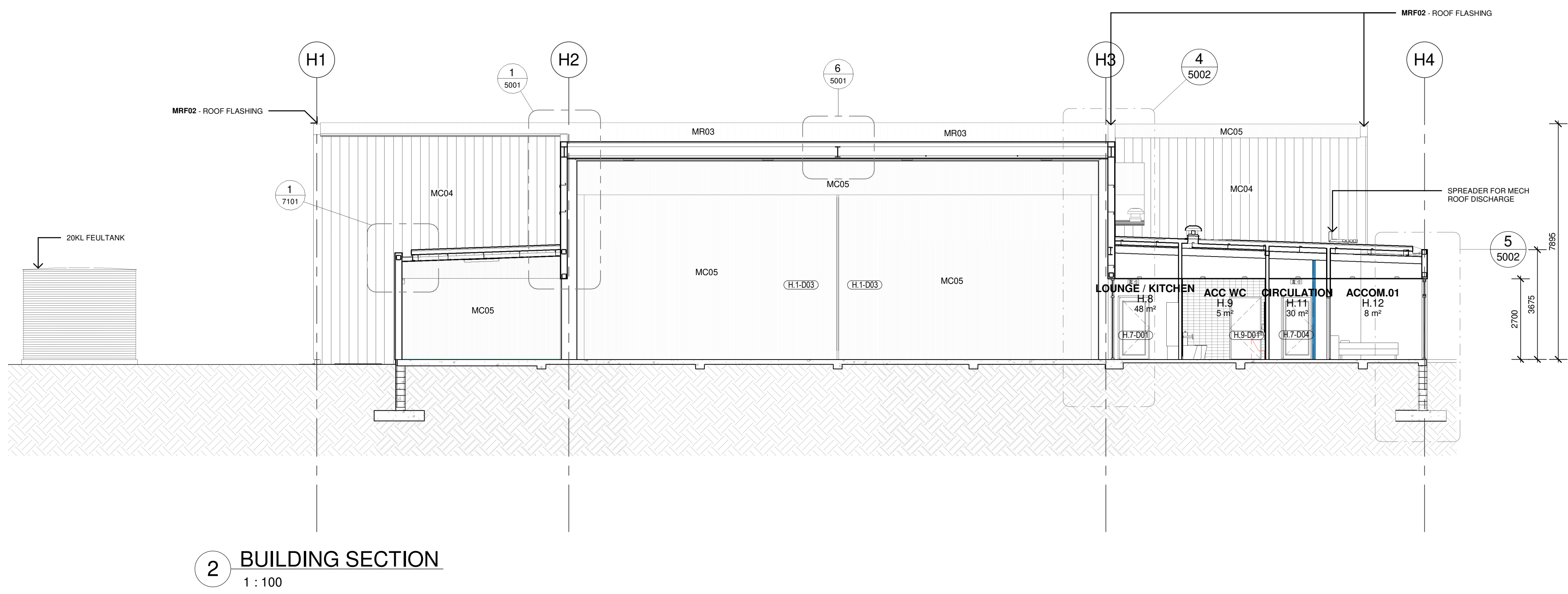


Changes to this Revision

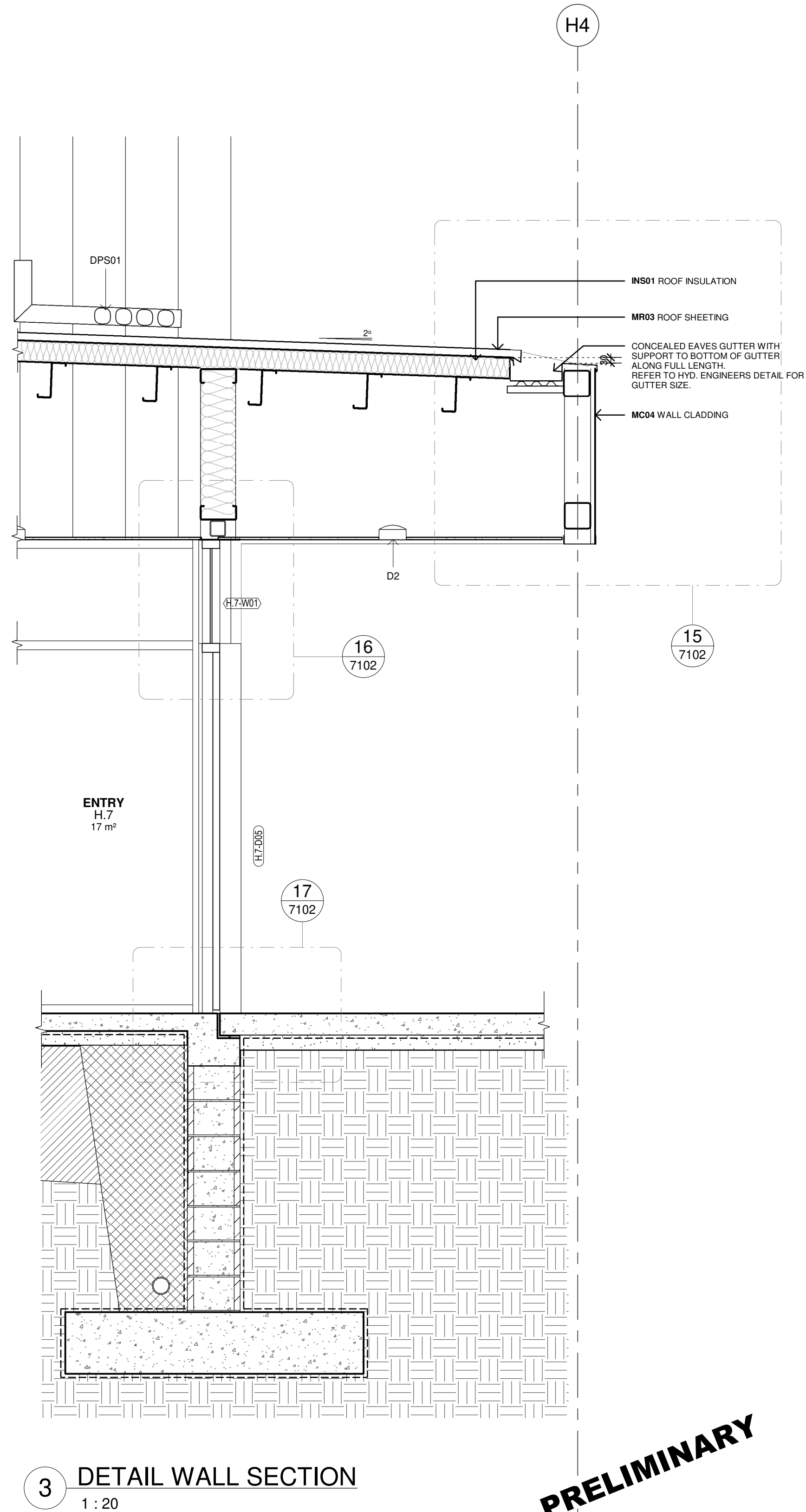
Revision
P2



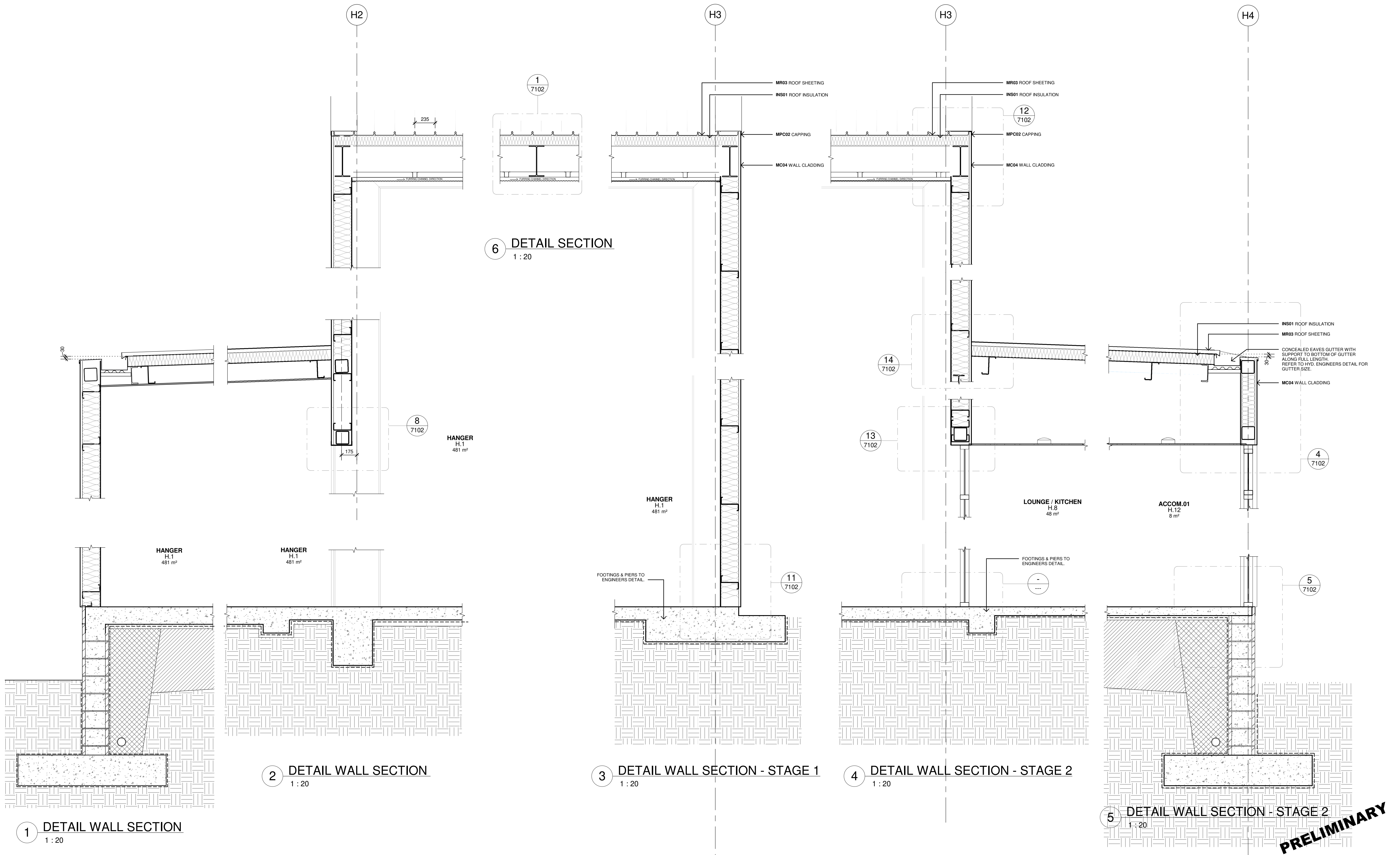
1 BUILDING SECTION
1 : 100



2 BUILDING SECTION
1 : 100



Revision
P2



PRELIMINARY

Issue No.	Date	Description	Chkd
P1	31/08/2023	ISSUE FOR STRUCTURAL COORDINATION	SR
P2	28/09/2023	90% DD ISSUE	JV

Changes to this Revision

PROJECT MANAGER
NSW PUBLIC WORKS ADVISORY
James Smith
0408 694 063
james.smith@pwa.nsw.gov.au

ARCHITECT, INTERIORS, LANDSCAPE
NBRS
John Vasco
4 Glen Street, Milsons Point, NSW 2061
02 9922 2344
john.vasco@nb.rs.com.au

STRUCTURAL
NORTHROP
Rory Dale
Level 11, 345 George Street Sydney NSW 2000
02 9241 4188
Rdale@northrop.com.au

CIVIL
NORTHROP
Joel DiFonzo
Level 11, 345 George Street Sydney NSW 2000
02 9156 3229
JDIFonzo@northrop.com.au

BUILDING SERVICES
NORTHROP
Brandon Shultar
Level 2, 3 Horwood Place, Parramatta, NSW 2150
02 9156 3013
BShultar@northrop.com.au

NCC CONSULTANT
MBG GROUP
Seb Howe
Suite 3/18 Sydney Rd, Manly NSW 2095
02 9939 1530
showe@mbg-group.com.au

Drawing Title
DETAIL WALL SECTIONS - SHEET 02
AIRCRAFT HANGAR

Project
NSW RURAL FIRE SERVICE -
MONARO FIRE CONTROL CENTRE

11 GEEBUNG ST, POLO FLAT, NSW 2630
LOT 14 DP150029
SNOWY MONARO REGIONAL COUNCIL

for
NSW RURAL FIRE SERVICE



NBRS

+61 2 9922 2344
Nominated Architect:
Andrew Duffin NSW 5602
NBRS & Partners Pty Ltd VIC 51197
Any form of replication of this drawing in full or in part without the written permission of NBRS-PARTNERS Pty Ltd constitutes an infringement of the copyright.
© 2022

nb.rs.com.au

ABN 16 002 247 565

Date 4/10/2023 1:39:25 PM
Scale 1:100 @ A1

Drawing Reference
22281-NBRS-A-DD-5002

Revision
P2

0 1m 2m 3m 4m 5m 6m 7m 8m 1:100

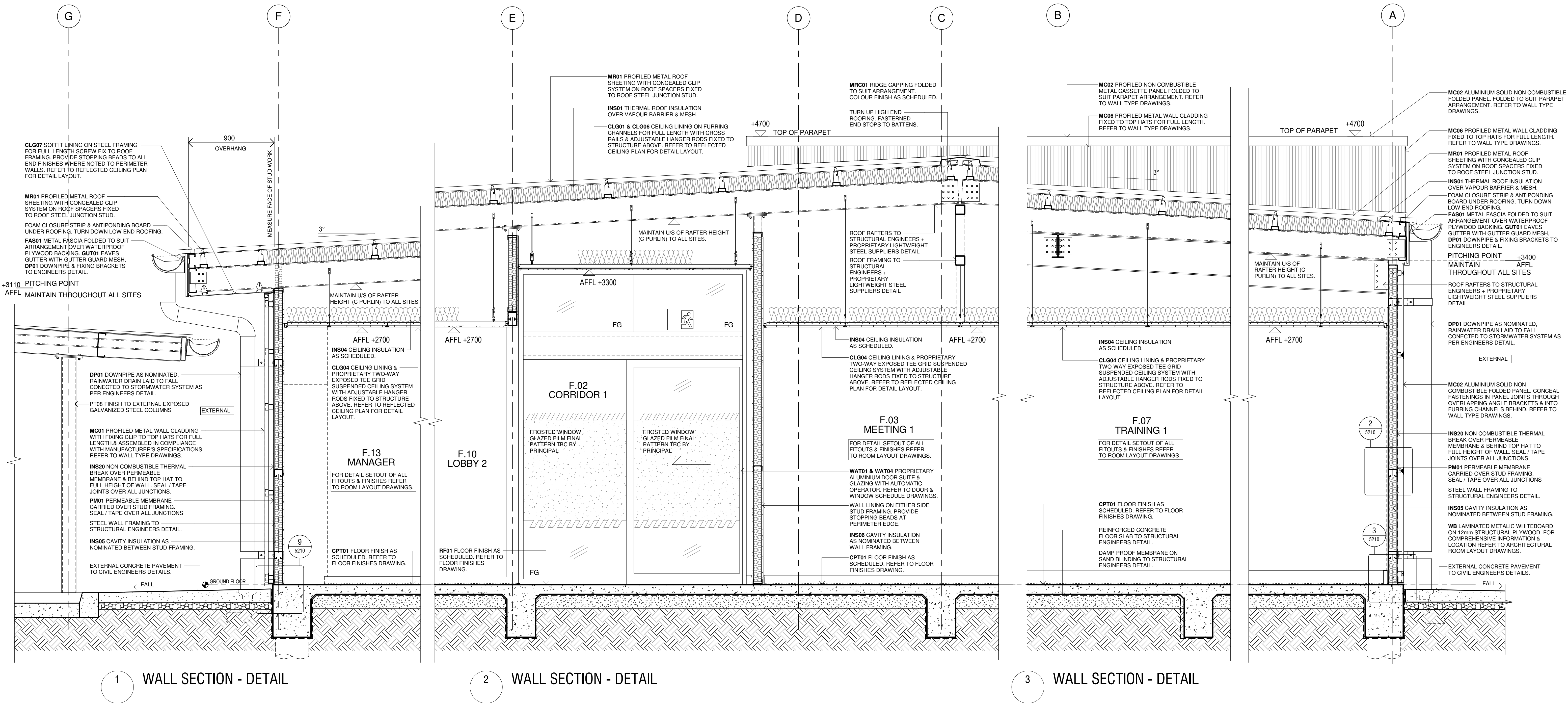
READ THESE DRAWINGS IN CONJUNCTION WITH ALL ARCHITECTURAL & OTHER CONSULTANTS DRAWINGS & SPECIFICATIONS & WITH SUCH OTHER WRITTEN INSTRUCTIONS AS ISSUED DURING THE COURSE OF CONTRACT. REFER ANY DISCREPANCIES TO THE ARCHITECT FOR DECISION BEFORE PROCEEDING WITH THE WORKS.

DO NOT SCALE FROM THE DRAWINGS. VERIFY ALL DIMENSIONS & LEVELS FOR SETTING OUT & OFF-SITE WORKS BEFORE CONSTRUCTION & FABRICATION BEGIN. UNLESS NOTED OTHERWISE ALL DIMENSIONS ARE IN MILLIMETERS.

EXTERNAL SITE WORKS & SITE LEVELS WILL VARY. VERIFY ALL LEVELS FROM CORRESPONDING SITE PACKAGES (ARCHITECTURAL, LANDSCAPE & CIVIL) FOR COMPREHENSIVE INFORMATION.

ALL STRUCTURAL SHOWN FOR ILLUSTRATION PURPOSES & SETOUT ONLY. REFER TO STRUCTURAL ENGINEERS DRAWINGS FOR SIZES & CONNECTION DETAILS.

REFER TO SERVICE CONSULTANTS DRAWING FOR COORDINATION OF SERVICES EQUIPMENT LOCATIONS & REQUIREMENTS WITHIN CEILING SPACE.



Issue No.	Date	Description	Chkd
P1	22/02/2023	ISSUE TO BCA CONSULTANT	JV
P2	27/04/2023	80% DD FOR REVIEW	SR
P3	17/05/2023	REVISED FCC LAYOUT FOR CONSULTANT COORDINATION	JV
P4	04/07/2023	95% DESIGN DEVELOPMENT	JV
P5	28/09/2023	90% DD ISSUE	JV

Changes to this Revision
FCC

PROJECT MANAGER
NSW PUBLIC WORKS ADVISORY
James Smith
0408 694 063
james.smith@pwa.nsw.gov.au

ARCHITECT, INTERIORS, LANDSCAPE
NBRS
John Vasco
4 Glen Street, Milsons Point, NSW 2061
02 9922 2344
john.vasco@nbns.com.au

STRUCTURAL
NORTHROP
Rory Dale
Level 11, 345 George Street Sydney NSW 2000
02 9241 4188
Rdale@northrop.com.au

CIVIL
NORTHROP
Joel DiFonzo
Level 11, 345 George Street Sydney NSW 2000
02 9156 3229
JDiFonzo@northrop.com.au

BUILDING SERVICES
NORTHROP
Brandon Shuttler
Level 2, 3 Horwood Place, Parramatta, NSW 2150
02 9156 3013
BShuttler@northrop.com.au

NCC CONSULTANT
MBG GROUP
Seb Howe
Suite 3/18 Sydney Rd, Manly NSW 2095
02 9939 1530
showe@mbg-group.com.au

Drawing Title
WALL SECTIONS - FCC - SHEET 01

Project
NSW RURAL FIRE SERVICE

Multiple Sites
for
NSW RURAL FIRE SERVICE



NBRS
+61 2 9922 2344
Nominated Architect:
Andrew Duffin NSW 5602
NBRS & Partners Pty Ltd VIC 51197
Any form of replication of this drawing in full or in part without the written permission of NBRS-PARTNERS Pty Ltd constitutes an infringement of the copyright.

nbns.com.au

ABN 16 002 247 565

Date 4/10/2023 2:11:48 PM
Scale 1:20 @ A1

Drawing Reference
22281-NBRS-A-FCC-DD-5011
Revision
P5

NOT FOR CONSTRUCTION

READ THESE DRAWINGS IN CONJUNCTION WITH ALL ARCHITECTURAL & OTHER CONSULTANTS DRAWINGS & SPECIFICATIONS & WITH SUCH OTHER WRITTEN INSTRUCTIONS AS ISSUED DURING THE COURSE OF CONTRACT. REFER ANY DISCREPANCIES TO THE ARCHITECT FOR DECISION BEFORE PROCEEDING WITH THE WORKS.

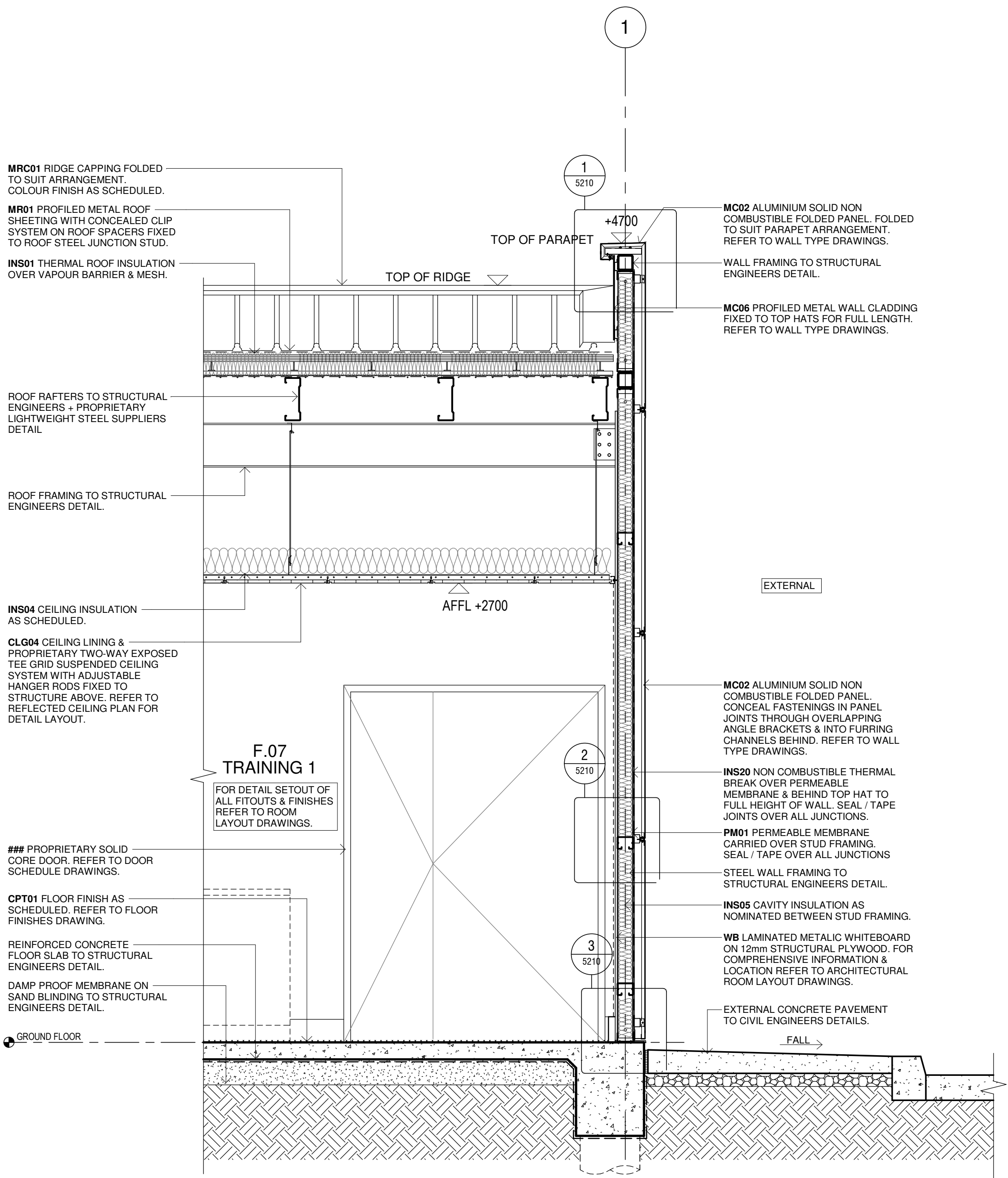
DO NOT SCALE FROM THE DRAWINGS. VERIFY ALL DIMENSIONS & LEVELS FOR SETTING OUT & OFF-SITE WORKS BEFORE CONSTRUCTION & FABRICATION BEGIN. UNLESS NOTED OTHERWISE ALL DIMENSIONS ARE IN MILLIMETERS.

EXTERNAL SITE WORKS & SITE LEVELS WILL VARY. VERIFY ALL LEVELS FROM CORRESPONDING SITE PACKAGES (ARCHITECTURAL, LANDSCAPE & CIVIL) FOR COMPREHENSIVE INFORMATION.

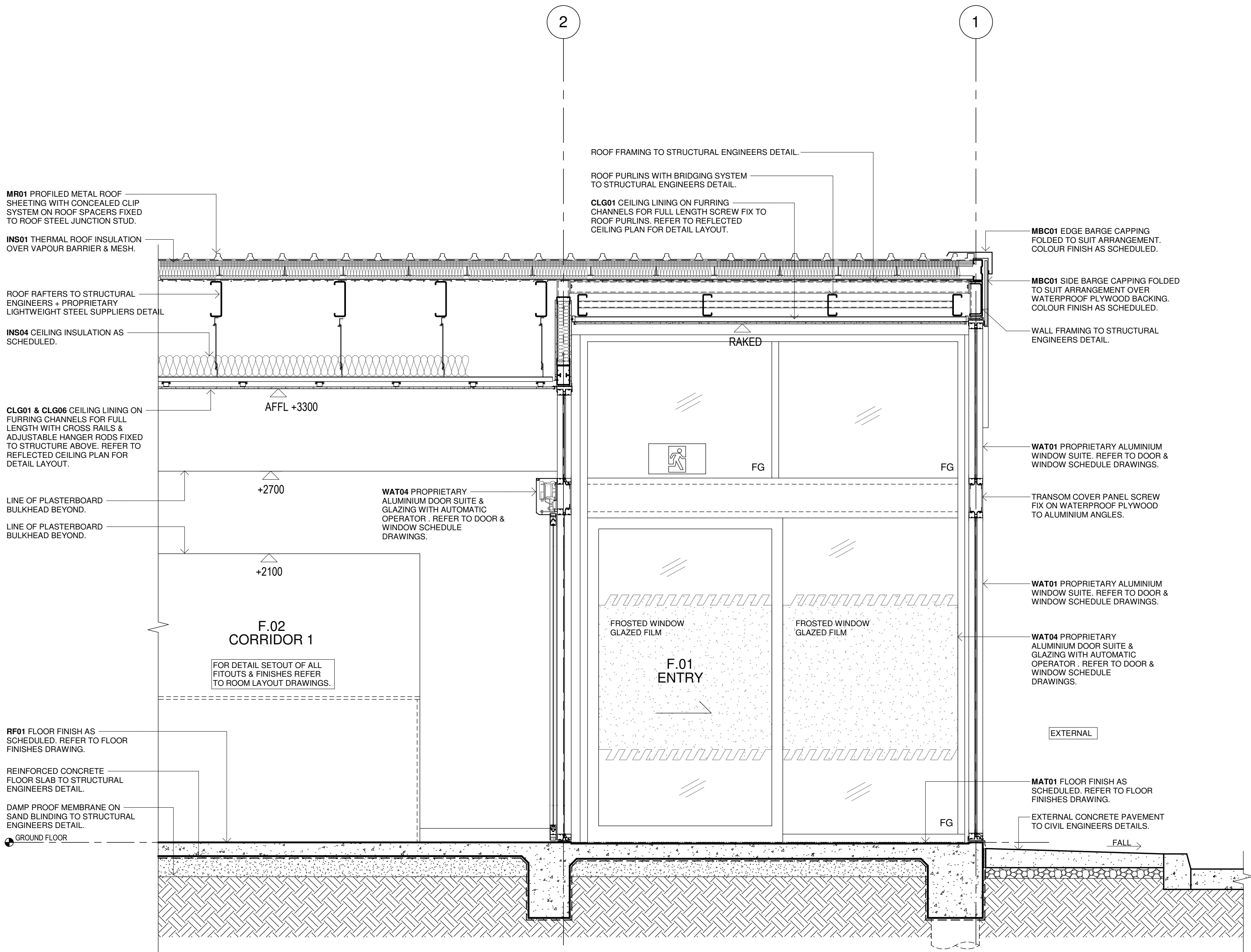
ALL STRUCTURAL SHOWN FOR ILLUSTRATION PURPOSES & SETOUT ONLY. REFER TO STRUCTURAL ENGINEERS DRAWINGS FOR SIZES & CONNECTION DETAILS.

REFER TO SERVICE CONSULTANTS DRAWING FOR COORDINATION OF SERVICES EQUIPMENT LOCATIONS & REQUIREMENTS WITHIN CEILING SPACE.

NBRS



4 WALL SECTION - DETAIL



5 WALL SECTION - DETAIL

Issue No.	Date	Description	Chkd
P1	22/02/2023	ISSUE TO BCA CONSULTANT	JV
P2	27/04/2023	80% DD FOR REVIEW	SR
P3	17/05/2023	REVISED FCC LAYOUT FOR CONSULTANT COORDINATION	JV
P4	04/07/2023	95% DESIGN DEVELOPMENT	JV
P5	28/09/2023	90% DD ISSUE	JV

Changes to this Revision
FCC

PROJECT MANAGER
NSW PUBLIC WORKS ADVISORY
James Smith
0408 694 063
james.smith@pwa.nsw.gov.au

ARCHITECT, INTERIORS, LANDSCAPE
NBRS
John Vasco
4 Glen Street, Milsons Point, NSW 2061
02 9922 2344
john.vasco@nb.rs.com.au

STRUCTURAL
NORTHROP
Rory Dale
Level 11, 345 George Street Sydney NSW 2000
02 9241 4188
rdale@northrop.com.au

CIVIL
NORTHROP
Joel DiFonzo
Level 11, 345 George Street Sydney NSW 2000
02 9156 3229
jdiFonzo@northrop.com.au

BUILDING SERVICES
NORTHROP
Brandon Shuttler
Level 2, 3 Horwood Place, Parramatta, NSW 2150
02 9156 3013
bshuttler@northrop.com.au

NCC CONSULTANT
MBC GROUP
Seb Howe
Suite 3/18 Sydney Rd, Manly NSW 2095
02 9939 1530
showe@mbc-group.com.au

Drawing Title
WALL SECTIONS - FCC - SHEET 02

Project
NSW RURAL FIRE SERVICE

Multiple Sites
for
NSW RURAL FIRE SERVICE



NBRS
+61 2 9922 2344
Nominated Architect:
Andrew Duffin NSW 5602
NBRS & Partners Pty Ltd VIC 51197
Any form of replication of this drawing in full or in part without the written permission of NBRS-PARTNERS Pty Ltd constitutes an infringement of the copyright.
© 2022

nb.rs.com.au

ABN 16 002 247 565

Date 4/10/2023 2:11:50 PM
Scale 1:20 @ A1

Drawing Reference
22281-NBRS-A-FCC-DD-5012
Revision
P5

NOT FOR
CONSTRUCTION

READ THESE DRAWINGS IN CONJUNCTION WITH ALL ARCHITECTURAL & OTHER CONSULTANTS DRAWINGS & SPECIFICATIONS & WITH SUCH OTHER WRITTEN INSTRUCTIONS AS ISSUED DURING THE COURSE OF CONTRACT. REFER ANY DISCREPANCIES TO THE ARCHITECT FOR DECISION BEFORE PROCEEDING WITH THE WORKS.

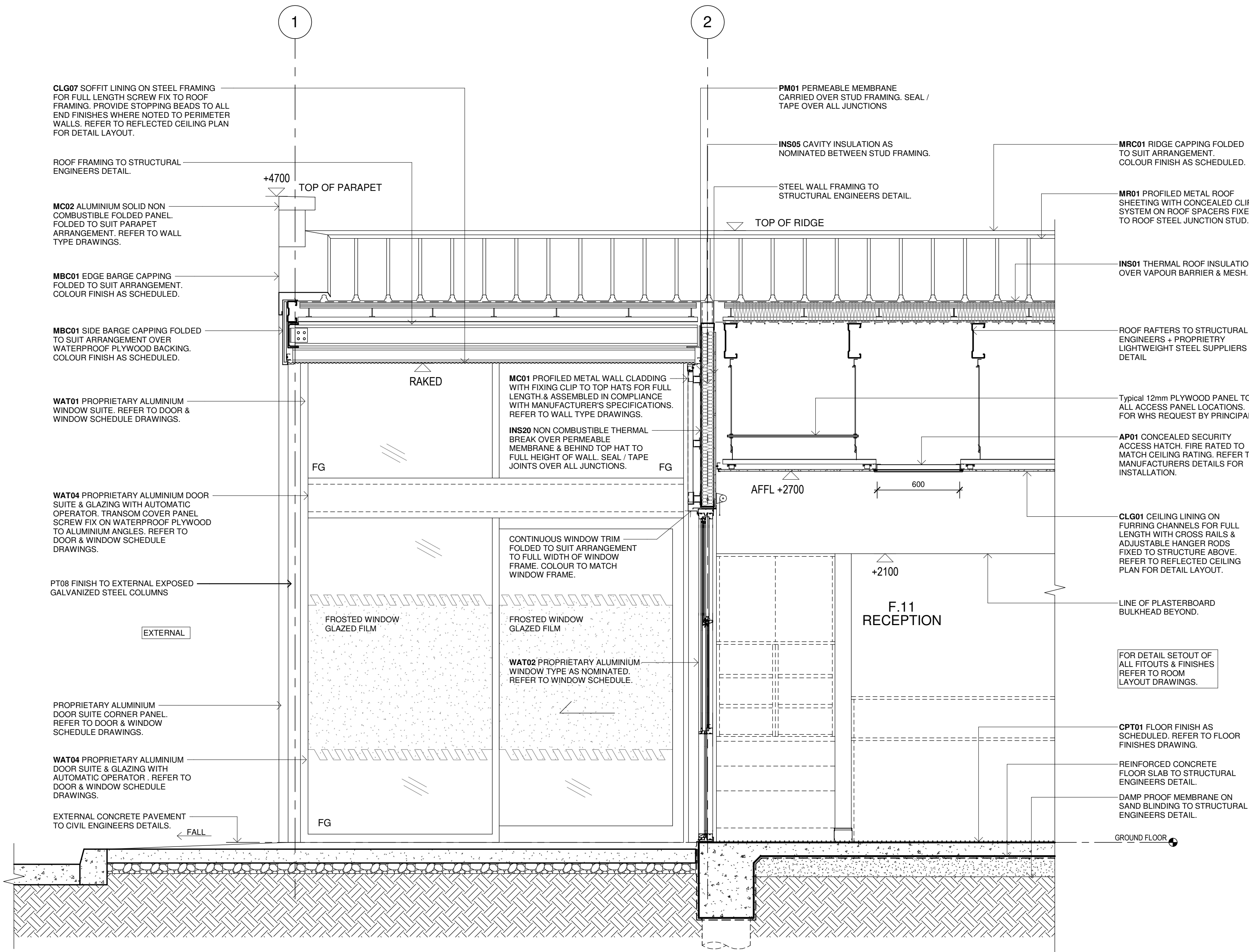
DO NOT SCALE FROM THE DRAWINGS. VERIFY ALL DIMENSIONS & LEVELS FOR SETTING OUT & OFF-SITE WORKS BEFORE CONSTRUCTION & FABRICATION BEGIN. UNLESS NOTED OTHERWISE ALL DIMENSIONS ARE IN MILLIMETERS.

EXTERNAL SITE WORKS & SITE LEVELS WILL VARY. VERIFY ALL LEVELS FROM CORRESPONDING SITE PACKAGES (ARCHITECTURAL, LANDSCAPE & CIVIL) FOR COMPREHENSIVE INFORMATION.

ALL STRUCTURAL SHOWN FOR ILLUSTRATION PURPOSES & SETOUT ONLY. REFER TO STRUCTURAL ENGINEERS DRAWINGS FOR SIZES & CONNECTION DETAILS.

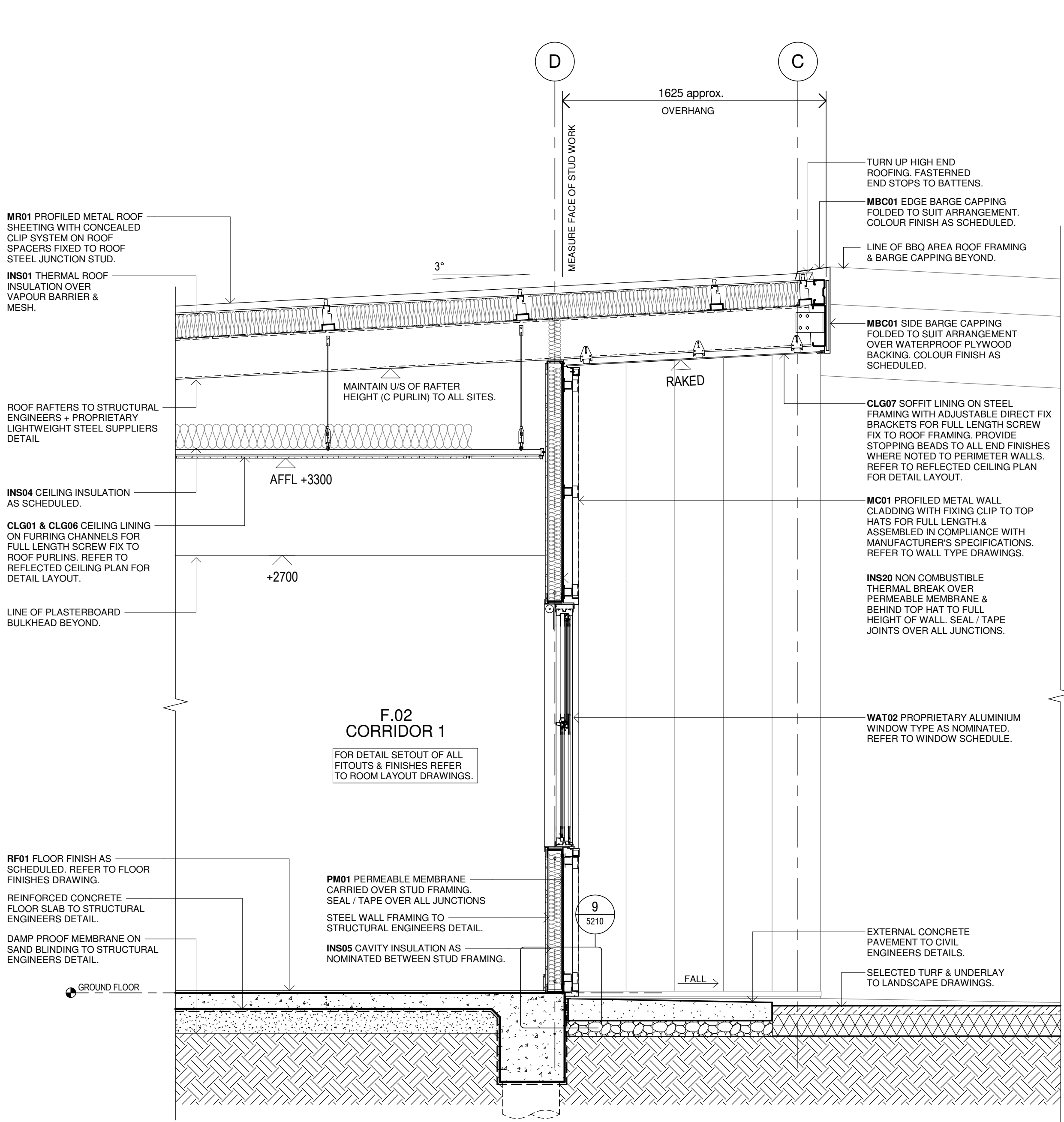
REFER TO SERVICE CONSULTANTS DRAWING FOR COORDINATION OF SERVICES EQUIPMENT LOCATIONS & REQUIREMENTS WITHIN CEILING SPACE.

NBRS



6

WALL SECTION - DETAIL



7

WALL SECTION - DETAIL

Issue No.	Date	Description	Chkd
P1	22/02/2023	ISSUE TO BCA CONSULTANT	JV
P2	27/04/2023	80% DD FOR REVIEW	SR
P3	17/05/2023	REVISED FCC LAYOUT FOR CONSULTANT COORDINATION	JV
P4	04/07/2023	95% DESIGN DEVELOPMENT	JV
P5	28/09/2023	90% DD ISSUE	JV

Changes to this Revision
FCC

PROJECT MANAGER
NSW PUBLIC WORKS ADVISORY
James Smith
0408 694 063
james.smith@pwa.nsw.gov.au

ARCHITECT, INTERIORS, LANDSCAPE
NBRS
John Vasco
4 Glen Street, Milsom Point, NSW 2061
02 9922 2344
john.vasco@nbns.com.au

STRUCTURAL
NORTHROP
Rory Dale
Level 11, 345 George Street Sydney NSW 2000
02 9241 4188
rdale@northrop.com.au

CIVIL
NORTHROP
Joel DiFonzo
Level 11, 345 George Street Sydney NSW 2000
02 9156 3229
JDiFonzo@northrop.com.au

BUILDING SERVICES
NORTHROP
Brandon Shuttler
Level 2, 3 Horwood Place, Parramatta, NSW 2150
02 9156 3013
BShuttler@northrop.com.au

NCC CONSULTANT
MBC GROUP
Seb Howe
Suite 3/18 Sydney Rd, Manly NSW 2095
02 9939 1530
showe@mbc-group.com.au

Drawing Title
WALL SECTIONS - FCC - SHEET 03

Project
NSW RURAL FIRE SERVICE

Multiple Sites
for
NSW RURAL FIRE SERVICE



NBRS
+61 2 9922 2344
nbs.com.au

Nominated Architect:
Andrew Duffin NSW 5602
NBRS & Partners Pty Ltd VIC 51197
Any form of replication of this drawing in full or in part without the written permission of NBRS-PARTNERS Pty Ltd constitutes an infringement of the copyright.

ABN 16 002 247 565

Date 4/10/2023 2:11:53 PM
Scale 1:20 @ A1

Drawing Reference
22281-NBRS-A-FCC-DD-5013

Revision
P5

NOT FOR
CONSTRUCTION

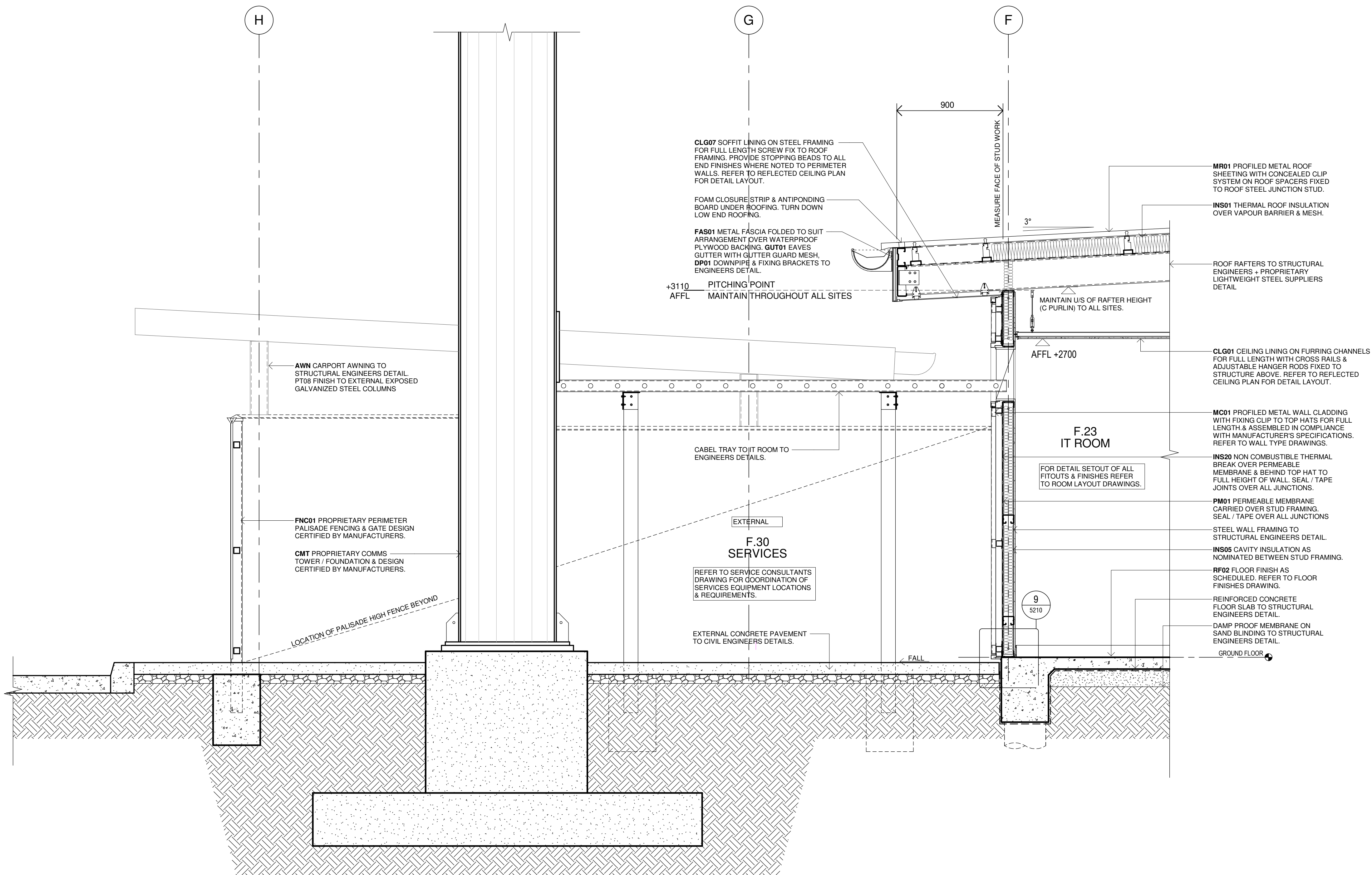
READ THESE DRAWINGS IN CONJUNCTION WITH ALL ARCHITECTURAL & OTHER CONSULTANTS DRAWINGS & SPECIFICATIONS & WITH SUCH OTHER WRITTEN INSTRUCTIONS AS ISSUED DURING THE COURSE OF CONTRACT. REFER ANY DISCREPANCIES TO THE ARCHITECT FOR DECISION BEFORE PROCEEDING WITH THE WORKS.

DO NOT SCALE FROM THE DRAWINGS. VERIFY ALL DIMENSIONS & LEVELS FOR SETTING OUT & OFF-SITE WORKS BEFORE CONSTRUCTION & FABRICATION BEGIN. UNLESS NOTED OTHERWISE ALL DIMENSIONS ARE IN MILLIMETERS.

EXTERNAL SITE WORKS & SITE LEVELS WILL VARY. VERIFY ALL LEVELS FROM CORRESPONDING SITE PACKAGES (ARCHITECTURAL, LANDSCAPE & CIVIL) FOR COMPREHENSIVE INFORMATION.

ALL STRUCTURAL SHOWN FOR ILLUSTRATION PURPOSES & SETOUT ONLY. REFER TO STRUCTURAL ENGINEERS DRAWINGS FOR SIZES & CONNECTION DETAILS.

REFER TO SERVICE CONSULTANTS DRAWING FOR COORDINATION OF SERVICES EQUIPMENT LOCATIONS & REQUIREMENTS WITHIN CEILING SPACE.



8

WALL SECTION - DETAIL

Issue No.	Date	Description	Chkd
P1	22/02/2023	ISSUE TO BCA CONSULTANT	JV
P2	27/04/2023	80% DD FOR REVIEW	SR
P3	17/05/2023	REVISED FCC LAYOUT FOR CONSULTANT COORDINATION	JV
P4	04/07/2023	95% DESIGN DEVELOPMENT	JV
P5	28/09/2023	90% DD ISSUE	JV

Changes to this Revision
FCC

PROJECT MANAGER
NSW PUBLIC WORKS ADVISORY
James Smith
0408 694 063
james.smith@pwa.nsw.gov.au

ARCHITECT, INTERIORS, LANDSCAPE
NBRS
John Vasco
4 Glen Street, Milsons Point, NSW 2061
02 9922 2344
john.vasco@nbns.com.au

STRUCTURAL
NORTHROP
Rory Dale
Level 11, 345 George Street Sydney NSW 2000
02 9241 4188
Rdale@northrop.com.au

CIVIL
NORTHROP
Joel DiFonzo
Level 11, 345 George Street Sydney NSW 2000
02 9156 3229
JDiFonzo@northrop.com.au

BUILDING SERVICES
NORTHROP
Brandon Shuttler
Level 2, 3 Horwood Place, Parramatta, NSW 2150
02 9156 3013
BShuttler@northrop.com.au

NCC CONSULTANT
MBC GROUP
Seb Howe
Suite 3/18 Sydney Rd, Manly NSW 2095
02 9939 1530
showe@mbc-group.com.au

Drawing Title
WALL SECTIONS - FCC - SHEET 04

Project
NSW RURAL FIRE SERVICE

Multiple Sites
for
NSW RURAL FIRE SERVICE



NBRS
+61 2 9922 2344
Nominated Architect:
Andrew Duffin NSW 5602
NBRS & Partners Pty Ltd VIC 51197

Any form of replication of this drawing in full or in part without the written permission of NBRS-PARTNERS Pty Ltd constitutes an infringement of the copyright.
© 2022

nbns.com.au

ABN 16 002 247 565

Date 4/10/2023 2:11:55 PM
Scale 1:20 @ A1

Drawing Reference

22281-NBRS-A-FCC-DD-5014

Revision

P5

NOT FOR
CONSTRUCTION

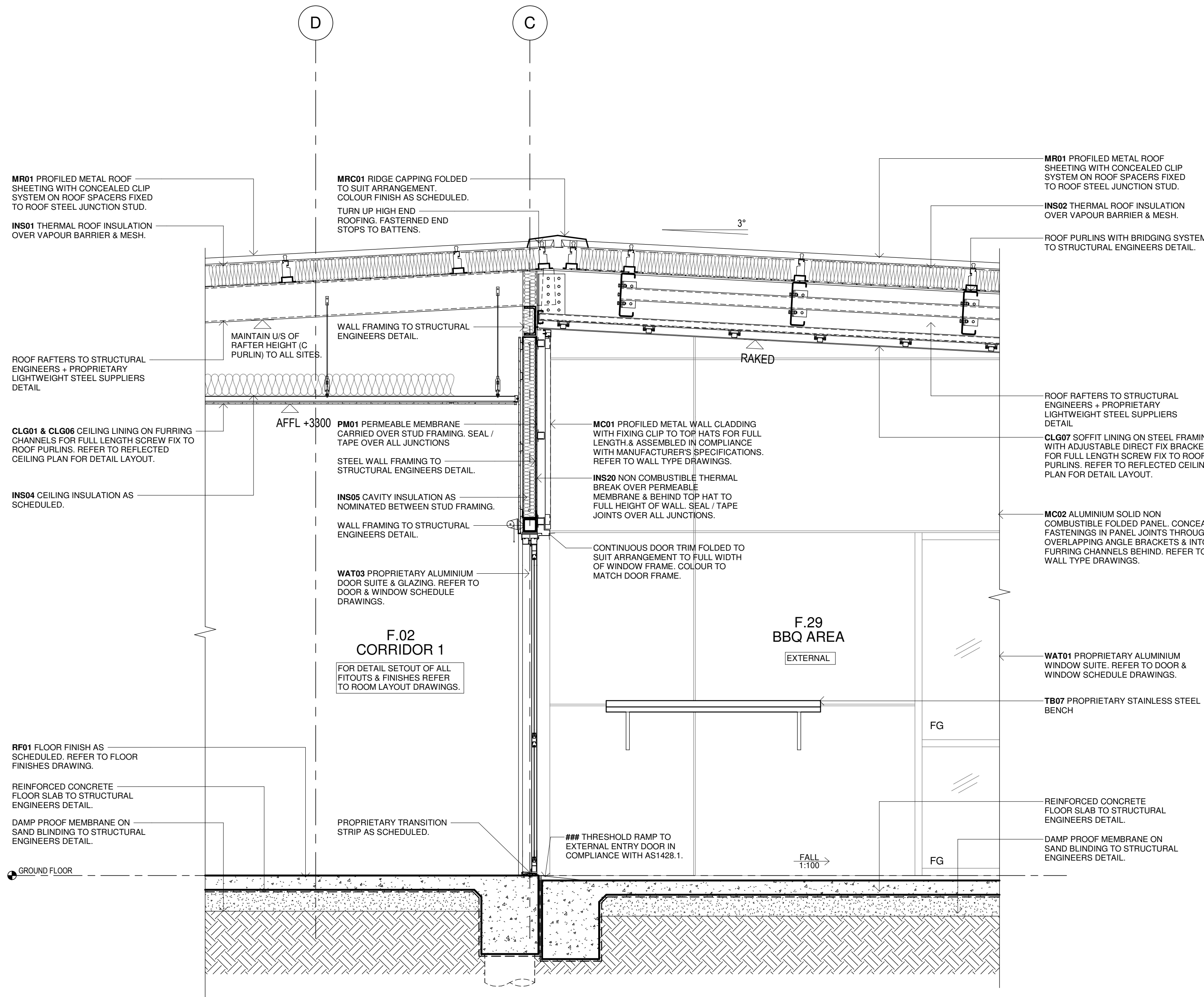
READ THESE DRAWINGS IN CONJUNCTION WITH ALL ARCHITECTURAL & OTHER CONSULTANTS DRAWINGS & SPECIFICATIONS & WITH SUCH OTHER WRITTEN INSTRUCTIONS AS ISSUED DURING THE COURSE OF CONTRACT. REFER ANY DISCREPANCIES TO THE ARCHITECT FOR DECISION BEFORE PROCEEDING WITH THE WORKS.

DO NOT SCALE FROM THE DRAWINGS. VERIFY ALL DIMENSIONS & LEVELS FOR SETTING OUT & OFF-SITE WORKS BEFORE CONSTRUCTION & FABRICATION BEGIN. UNLESS NOTED OTHERWISE ALL DIMENSIONS ARE IN MILLIMETERS.

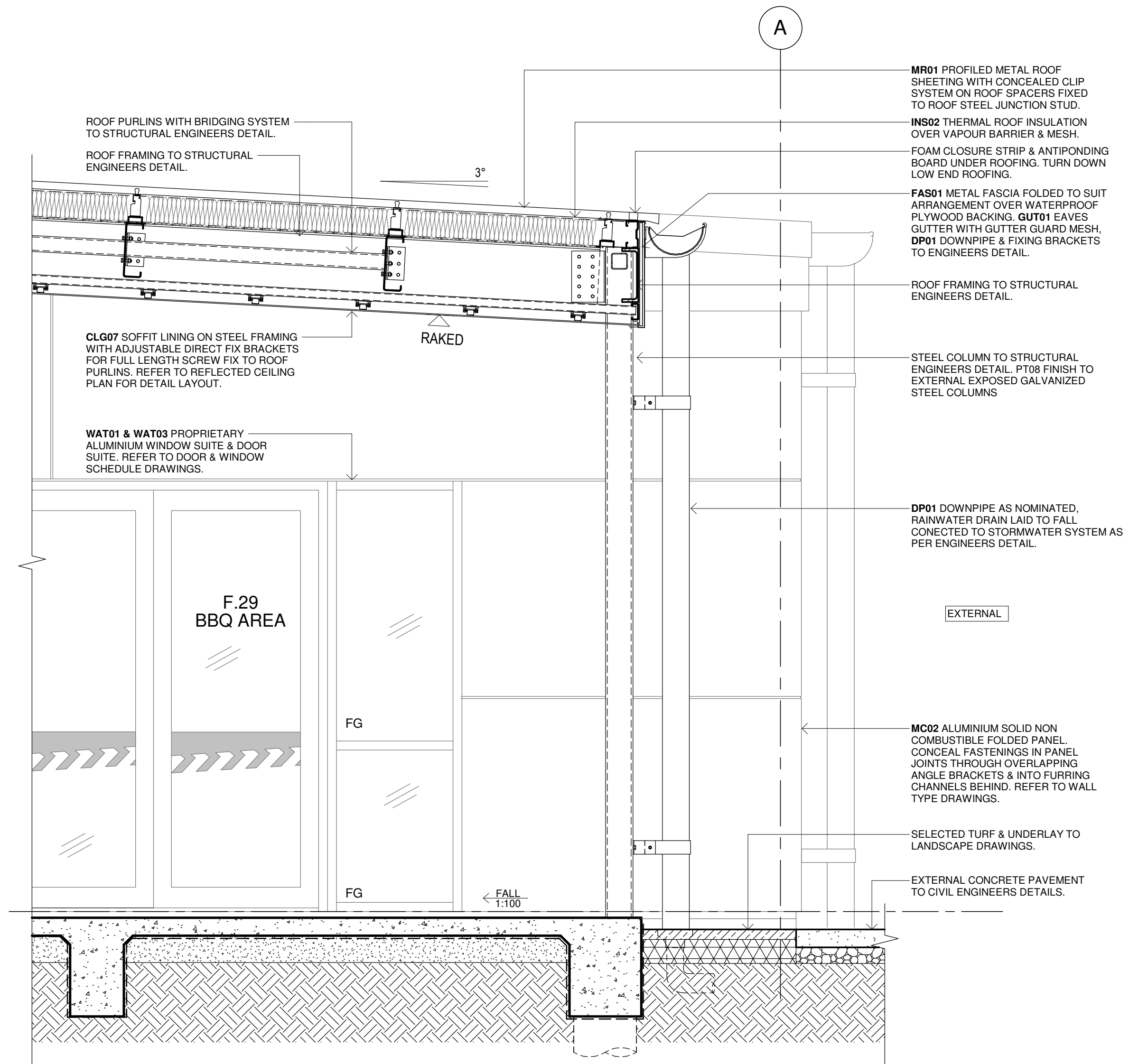
EXTERNAL SITE WORKS & SITE LEVELS WILL VARY. VERIFY ALL LEVELS FROM CORRESPONDING SITE PACKAGES (ARCHITECTURAL, LANDSCAPE & CIVIL) FOR COMPREHENSIVE INFORMATION.

ALL STRUCTURAL SHOWN FOR ILLUSTRATION PURPOSES & SETOUT ONLY. REFER TO STRUCTURAL ENGINEERS DRAWINGS FOR SIZES & CONNECTION DETAILS.

REFER TO SERVICE CONSULTANTS DRAWING FOR COORDINATION OF SERVICES EQUIPMENT LOCATIONS & REQUIREMENTS WITHIN CEILING SPACE.



9 WALL SECTION - DETAIL



10 WALL SECTION - DETAIL

Issue No.	Date	Description	Chkd
P1	04/07/2023	95% DESIGN DEVELOPMENT	JV
P2	28/09/2023	90% DD ISSUE	JV

Changes to this Revision
FCC

PROJECT MANAGER
NSW PUBLIC WORKS ADVISORY
James Smith
0408 694 063
james.smith@pwa.nsw.gov.au

ARCHITECT, INTERIORS, LANDSCAPE
NBRS
John Vasco
4 Glen Street, Milsons Point, NSW 2061
02 9922 2344
john.vasco@nb.rs.com.au

STRUCTURAL
NORTHROP
Rory Dale
Level 11, 345 George Street Sydney NSW 2000
02 9241 4188
Rdale@northrop.com.au

CIVIL
NORTHROP
Joel DiFonzo
Level 11, 345 George Street Sydney NSW 2000
02 9156 3229
JDiFonzo@northrop.com.au

BUILDING SERVICES
NORTHROP
Brandon Shuttler
Level 2, 3 Horwood Place, Parramatta, NSW 2150
02 9156 3013
BShuttler@northrop.com.au

NCC CONSULTANT
MBG GROUP
Seb Howe
Suite 3/18 Sydney Rd, Manly NSW 2095
02 9939 1530
showe@mbg-group.com.au

Drawing Title
WALL SECTIONS - FCC - SHEET 05

Project
NSW RURAL FIRE SERVICE

Multiple Sites
for
NSW RURAL FIRE SERVICE



NBRS
+61 2 9922 2344
Nominated Architect:
Andrew Duffin NSW 5602
NBRS & Partners Pty Ltd VIC 51197
Any form of replication of this drawing in full or in part without the written permission of NBRS-PARTNERS Pty Ltd constitutes an infringement of the copyright.
© 2022

nb.rs.com.au

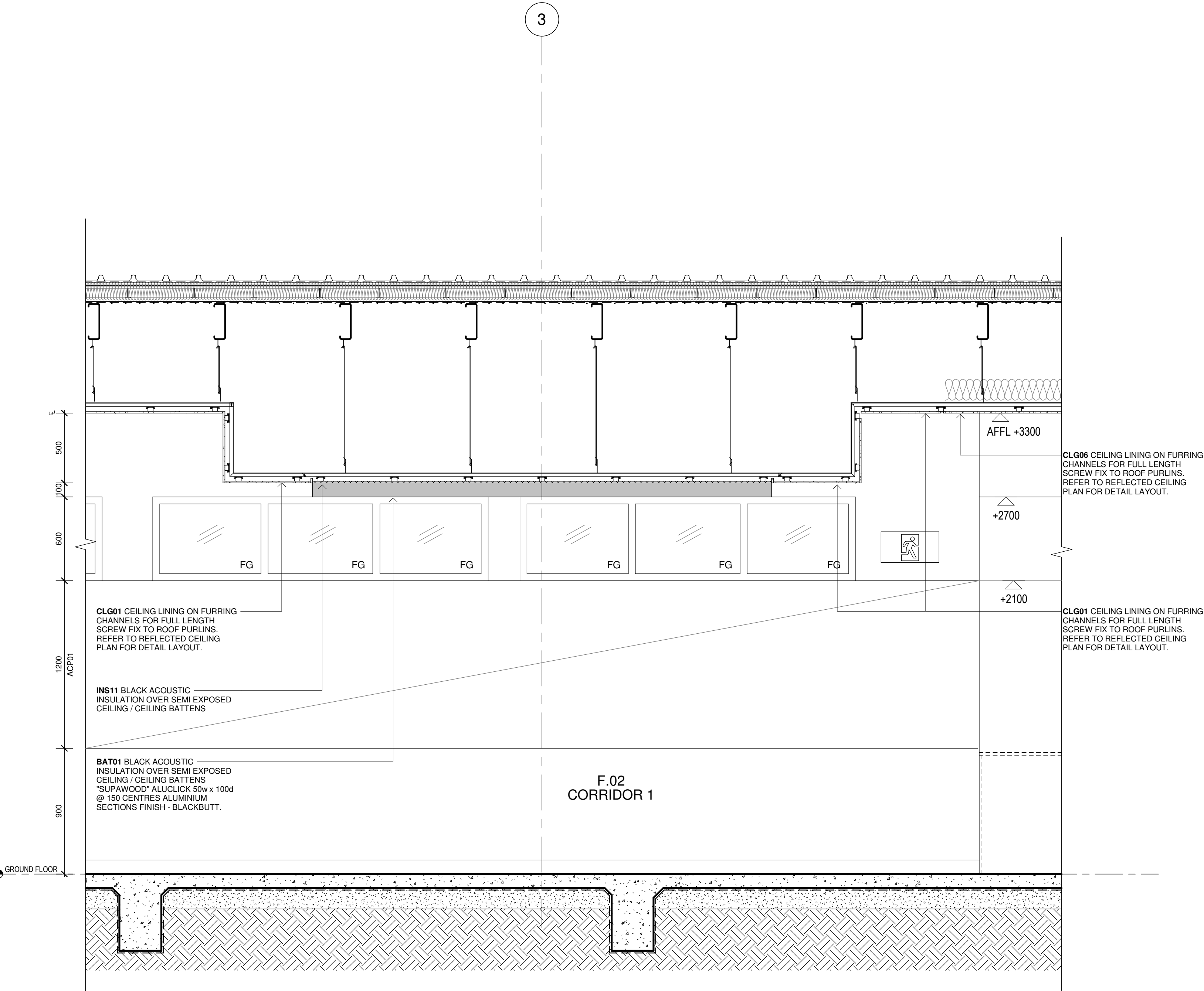
ABN 16 002 247 565

Date 4/10/2023 2:11:58 PM
Scale 1:20 @ A1

Drawing Reference
22281-NBRS-A-FCC-DD-5015

Revision
P2

NOT FOR
CONSTRUCTION



READ THESE DRAWINGS IN CONJUNCTION WITH ALL ARCHITECTURAL & OTHER CONSULTANTS DRAWINGS & SPECIFICATIONS & WITH SUCH OTHER WRITTEN INSTRUCTIONS AS ISSUED DURING THE COURSE OF CONTRACT. REFER ANY DISCREPANCIES TO THE ARCHITECT FOR DECISION BEFORE PROCEEDING WITH THE WORKS.

DO NOT SCALE FROM THE DRAWINGS. VERIFY ALL DIMENSIONS & LEVELS FOR SETTING OUT & OFF-SITE WORKS BEFORE CONSTRUCTION & FABRICATION BEGIN. UNLESS NOTED OTHERWISE ALL DIMENSIONS ARE IN MILLIMETERS.

EXTERNAL SITE WORKS & SITE LEVELS WILL VARY. VERIFY ALL LEVELS FROM CORRESPONDING SITE PACKAGES (ARCHITECTURAL, LANDSCAPE & CIVIL) FOR COMPREHENSIVE INFORMATION.

ALL STRUCTURAL SHOWN FOR ILLUSTRATION PURPOSES & SETOUT ONLY. REFER TO STRUCTURAL ENGINEERS DRAWINGS FOR SIZES & CONNECTION DETAILS.

NBRS

11 WALL SECTION - DETAIL

Issue No.	Date	Description	Chkd
P1	28/09/2023	90% DD ISSUE	JV

Changes to this Revision
FCC

PROJECT MANAGER
NSW PUBLIC WORKS ADVISORY
James Smith
0408 694 063
james.smith@pwa.nsw.gov.au

ARCHITECT, INTERIORS, LANDSCAPE
NBRS
John Vasco
4 Glen Street, Milsons Point, NSW 2061
02 9922 2344
john.vasco@nb.rs.com.au

STRUCTURAL
NORTHROP
Rory Dale
Level 11, 345 George Street Sydney NSW 2000
02 9241 4188
Rdale@northrop.com.au

CIVIL
NORTHROP
Joel DiFonzo
Level 11, 345 George Street Sydney NSW 2000
02 9156 3229
JDIFonzo@northrop.com.au

BUILDING SERVICES
NORTHROP
Brandon Shuttler
Level 2, 3 Horwood Place, Parramatta, NSW 2150
02 9156 3013
BShuttler@northrop.com.au

NCC CONSULTANT
MBC GROUP
Seb Howe
Suite 3/18 Sydney Rd, Manly NSW 2095
02 9939 1530
showe@mbc-group.com.au

Drawing Title
WALL SECTIONS - FCC - SHEET 06

Project
NSW RURAL FIRE SERVICE

Multiple Sites
for
NSW RURAL FIRE SERVICE



NBRS

+61 2 9922 2344
Nominated Architect:
Andrew Duffin NSW 5602
NBRS & Partners Pty Ltd VIC 51197
Any form of replication of this drawing in full or in part without the written permission of NBRS+PARTNERS Pty Ltd constitutes an infringement of the copyright.
© 2022

nb.rs.com.au

ABN 16 002 247 565

Date 4/10/2023 2:12:00 PM
Scale 1:20 @ A1

Drawing Reference 22281-NBRS-A-FCC-DD-5016
Revision P1

0 0.2m 0.4m 0.6m 0.8m 1m 1.2m 1.4m 1.6m 1.8m 2.0m

NOT FOR
CONSTRUCTION

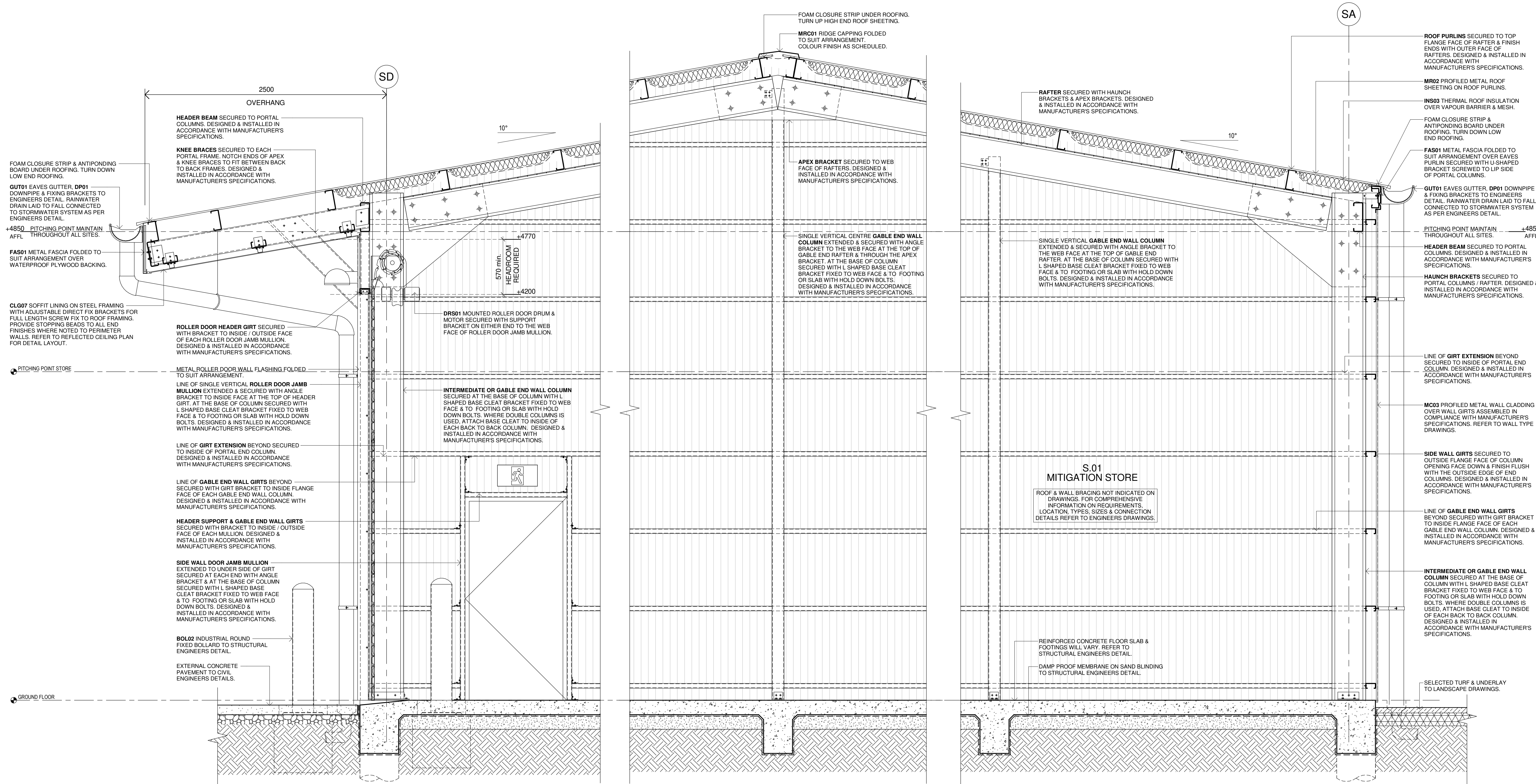
READ THESE DRAWINGS IN CONJUNCTION WITH ALL ARCHITECTURAL & OTHER CONSULTANTS DRAWINGS & SPECIFICATIONS & WITH SUCH OTHER WRITTEN INSTRUCTIONS AS ISSUED DURING THE COURSE OF CONTRACT. REFER ANY DISCREPANCIES TO THE ARCHITECT FOR DECISION BEFORE PROCEEDING WITH THE WORKS.

DO NOT SCALE FROM THE DRAWINGS. VERIFY ALL DIMENSIONS & LEVELS FOR SETTING OUT & OFF-SITE WORKS BEFORE CONSTRUCTION & FABRICATION BEGIN. UNLESS NOTED OTHERWISE ALL DIMENSIONS ARE IN MILLIMETERS.

EXTERNAL SITE WORKS & SITE LEVELS WILL VARY. VERIFY ALL LEVELS FROM CORRESPONDING SITE PACKAGES (ARCHITECTURAL, LANDSCAPE & CIVIL) FOR COMPREHENSIVE INFORMATION.

ALL STRUCTURAL SHOWN FOR ILLUSTRATION PURPOSES & SETOUT ONLY. REFER TO STRUCTURAL ENGINEERS DRAWINGS FOR SIZES & CONNECTION DETAILS.

REFER TO SERVICE CONSULTANTS DRAWING FOR COORDINATION OF SERVICES EQUIPMENT LOCATIONS & REQUIREMENTS WITHIN CEILING SPACE.



1 WALL SECTION - DETAIL

2 WALL SECTION - DETAIL

3 WALL SECTION - DETAIL

NOT FOR CONSTRUCTION

Issue No.	Date	Description	Chkd
P1	04/07/2023	95% DESIGN DEVELOPMENT	JV
P2	28/09/2023	90% DD ISSUE	JV

Changes to this Revision STORES

PROJECT MANAGER
NSW PUBLIC WORKS ADVISORY
Peter Hughes
0407 757 638
peter.hughes@pwa.nsw.gov.au

ARCHITECT, INTERIORS, LANDSCAPE
NBRS
John Vasco
4 Glen Street, Milsons Point, NSW 2061
02 9922 2344
john.vasco@nbns.com.au

STRUCTURAL
NORTHROP
Rory Dale
Level 11, 345 George Street Sydney NSW 2000
02 9241 4188
rdale@northrop.com.au

CIVIL
NORTHROP
Joel DiFonzo
Level 11, 345 George Street Sydney NSW 2000
02 9156 3229
JDIFonzo@northrop.com.au

BUILDING SERVICES
NORTHROP
Brandon Shuttler
Level 2, 3 Horwood Place, Parramatta, NSW 2150
02 9156 3013
BShuttler@northrop.com.au

NCC CONSULTANT
MBC GROUP
Seb Howe
Suite 3/18 Sydney Rd, Manly NSW 2095
02 9939 1530
showe@mbc-group.com.au

Drawing Title
WALL SECTIONS - STORES - SHEET
01

Project
NSW RURAL FIRE SERVICES

Multiple Sites
for
NSW RURAL FIRE SERVICE




NBRS
+61 2 9922 2344
Nominated Architect:
Andrew Duffin NSW 5602
NBRS & Partners Pty Ltd VIC 51197
Any form of replication of this drawing in full or in part without the written permission of NBRS-PARTNERS Pty Ltd constitutes an infringement of the copyright.

nbns.com.au

ABN 16 002 247 565

Date 4/10/2023 2:27:57 PM
Scale 1:20 @ A1

Drawing Reference
22281-NBRS-A-STM-DD-5021
Revision
P2



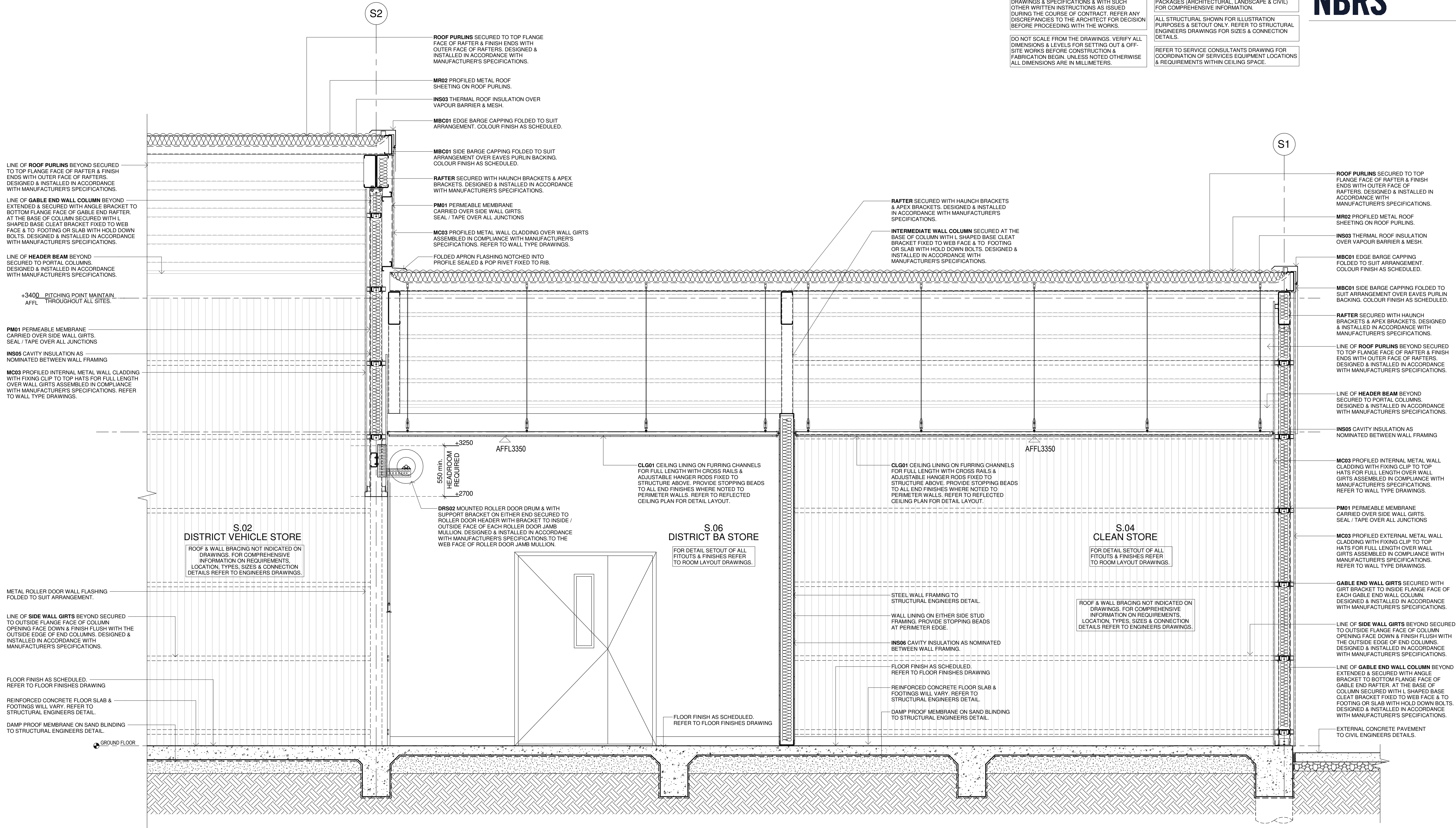
READ THESE DRAWINGS IN CONJUNCTION WITH ALL ARCHITECTURAL & OTHER CONSULTANTS DRAWINGS & SPECIFICATIONS & WITH SUCH OTHER WRITTEN INSTRUCTIONS AS ISSUED DURING THE COURSE OF CONTRACT. REFER ANY DISCREPANCIES TO THE ARCHITECT FOR DECISION BEFORE PROCEEDING WITH THE WORKS.

DO NOT SCALE FROM THE DRAWINGS. VERIFY ALL DIMENSIONS & LEVELS FOR SETTING OUT & OFF-SITE WORKS BEFORE CONSTRUCTION & FABRICATION BEGIN. UNLESS NOTED OTHERWISE ALL DIMENSIONS ARE IN MILLIMETERS.

EXTERNAL SITE WORKS & SITE LEVELS WILL VARY. VERIFY ALL LEVELS FROM CORRESPONDING SITE PACKAGES (ARCHITECTURAL, LANDSCAPE & CIVIL) FOR COMPREHENSIVE INFORMATION.

ALL STRUCTURAL SHOWN FOR ILLUSTRATION PURPOSES & SETOUT ONLY. REFER TO STRUCTURAL ENGINEERS DRAWINGS FOR SIZES & CONNECTION DETAILS.

REFER TO SERVICE CONSULTANTS DRAWING FOR COORDINATION OF SERVICES EQUIPMENT LOCATIONS & REQUIREMENTS WITHIN CEILING SPACE.



4 WALL SECTION - DETAIL

NOT FOR CONSTRUCTION

Issue No.	Date	Description	Chkd
P1	28/09/2023	90% DD ISSUE	JV

Changes to this Revision STORES

PROJECT MANAGER
NSW PUBLIC WORKS ADVISORY
Peter Hughes
0407 757 638
peter.hughes@pwa.nsw.gov.au

ARCHITECT, INTERIORS, LANDSCAPE
NBRS
John Vasco
4 Glen Street, Milsons Point, NSW 2061
02 9922 2344
john.vasco@nbns.com.au

STRUCTURAL
NORTHROP
Rory Dale
Level 11, 345 George Street Sydney NSW 2000
02 9241 4188
rdale@northrop.com.au

CIVIL
NORTHROP
Joel DiFonzo
Level 11, 345 George Street Sydney NSW 2000
02 9156 3229
JDiFonzo@northrop.com.au

BUILDING SERVICES
NORTHROP
Brandon Shuttler
Level 2, 3 Horwood Place, Parramatta, NSW 2150
02 9156 3013
BShuttler@northrop.com.au

NCC CONSULTANT
MBC GROUP
Seb Howe
Suite 3/18 Sydney Rd, Manly NSW 2095
02 9939 1530
showe@mbc-group.com.au

Drawing Title
WALL SECTIONS - STORES - SHEET 02

Project
NSW RURAL FIRE SERVICES

Multiple Sites

for
NSW RURAL FIRE SERVICE



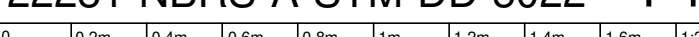
NBRS
+61 2 9922 2344
Nominated Architect:
Andrew Duffin NSW 5602
NBRS & Partners Pty Ltd VIC 51197
Any form of replication of this drawing in full or in part without the written permission of NBRS+PARTNERS Pty Ltd constitutes an infringement of the copyright.

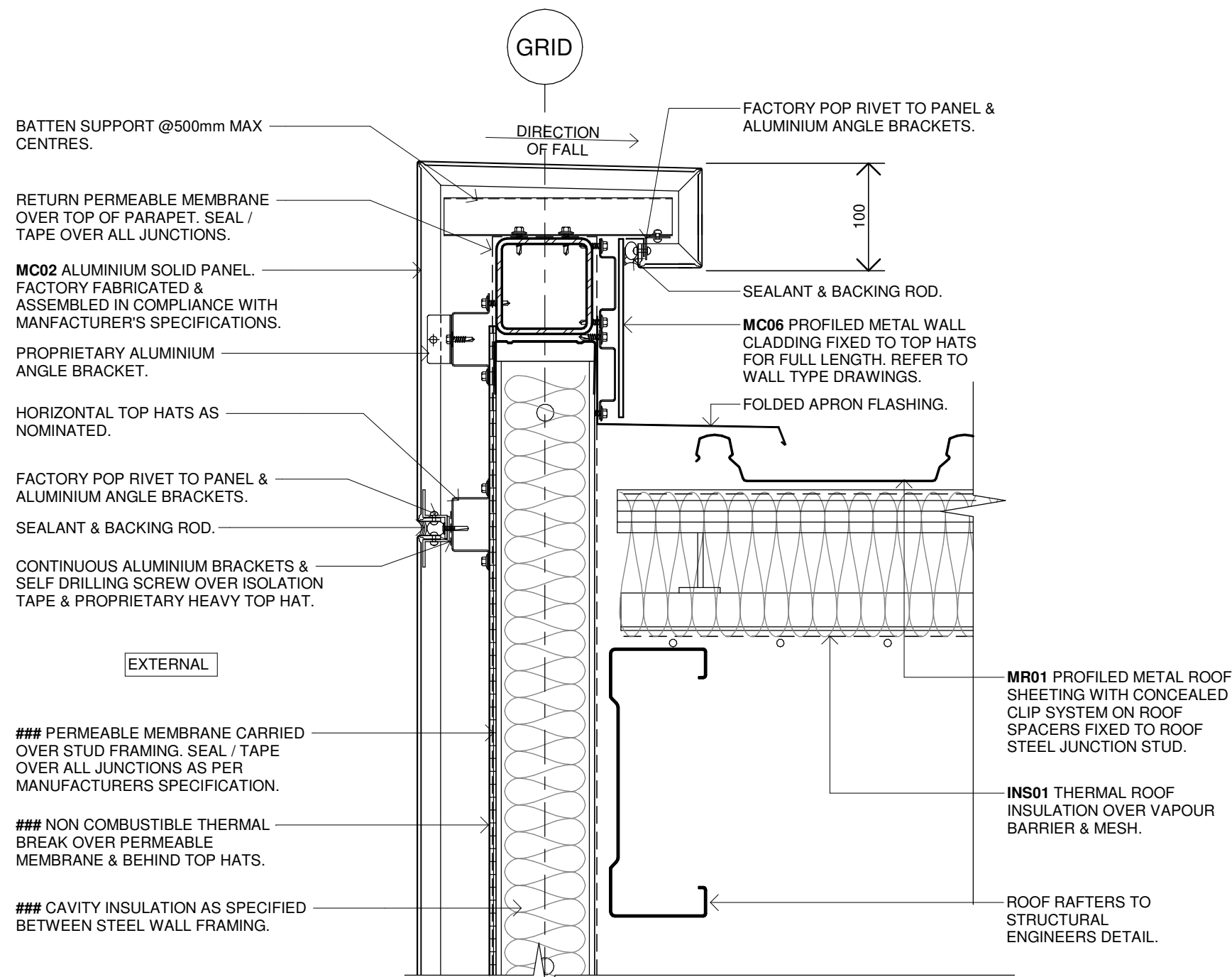
nbns.com.au

ABN 16 002 247 565

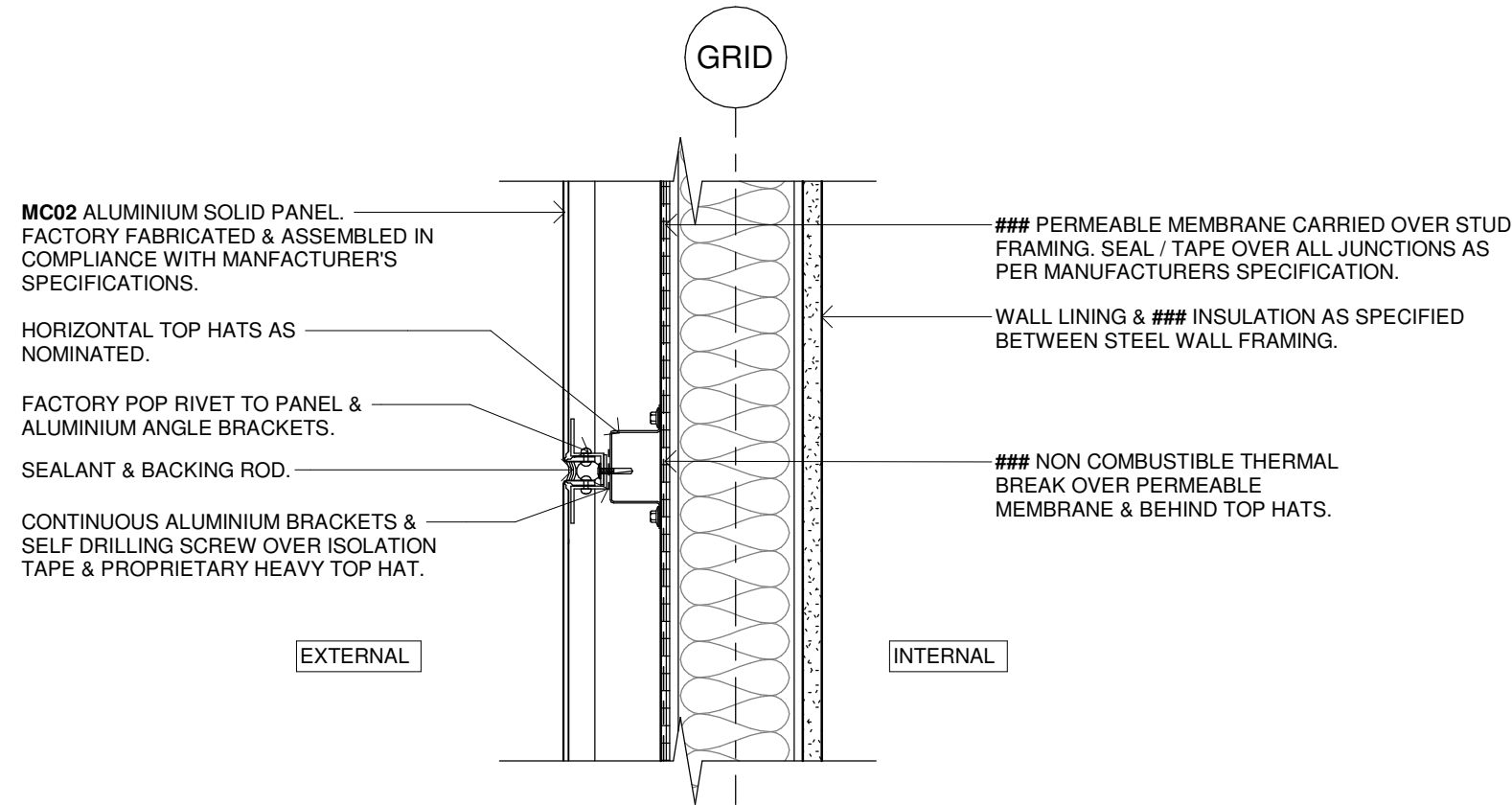
Date 4/10/2023 2:27:59 PM
Scale 1:20 @ A1

Drawing Reference
22281-NBRS-A-STM-DD-5022
Revision
P1

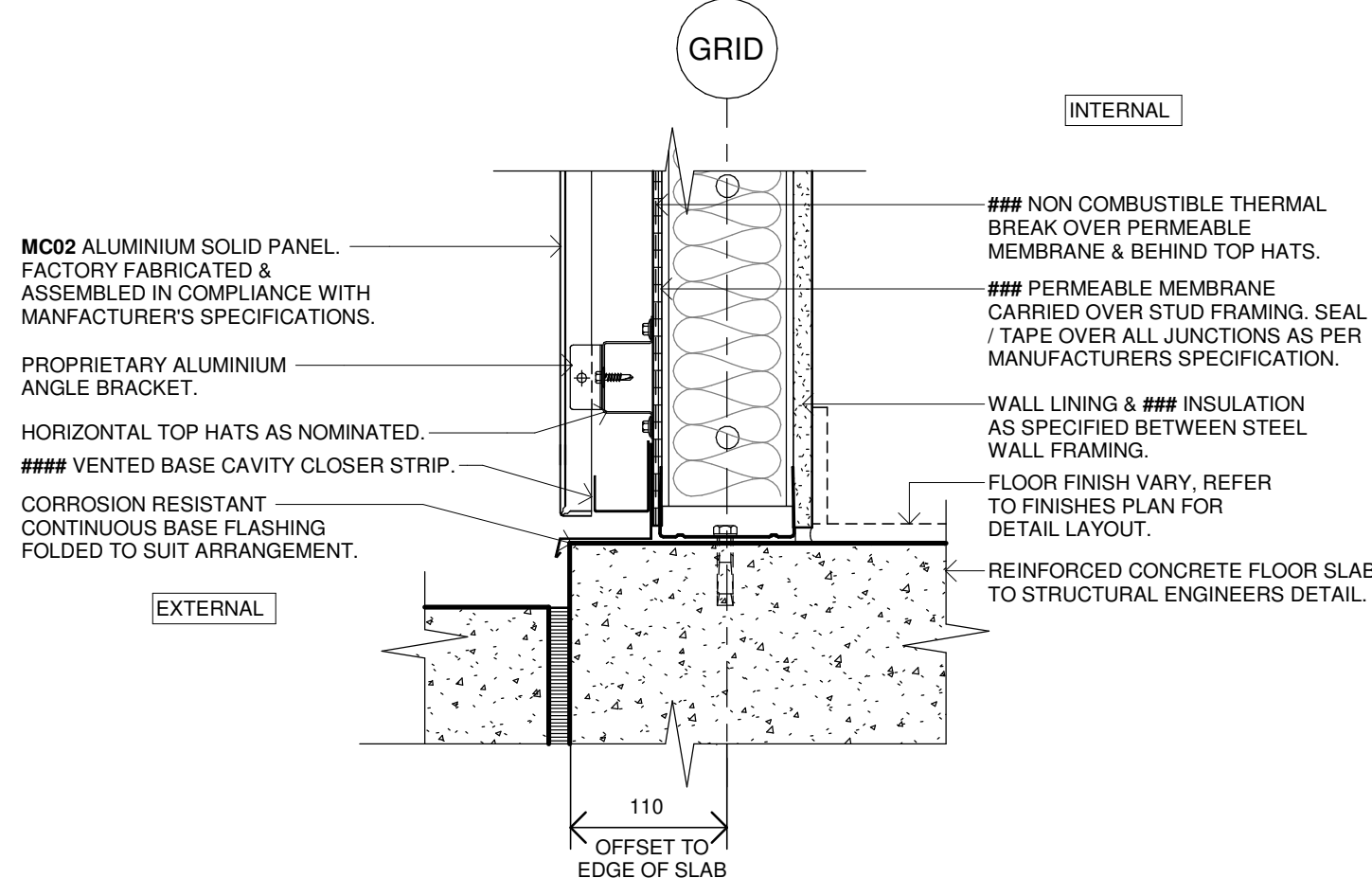




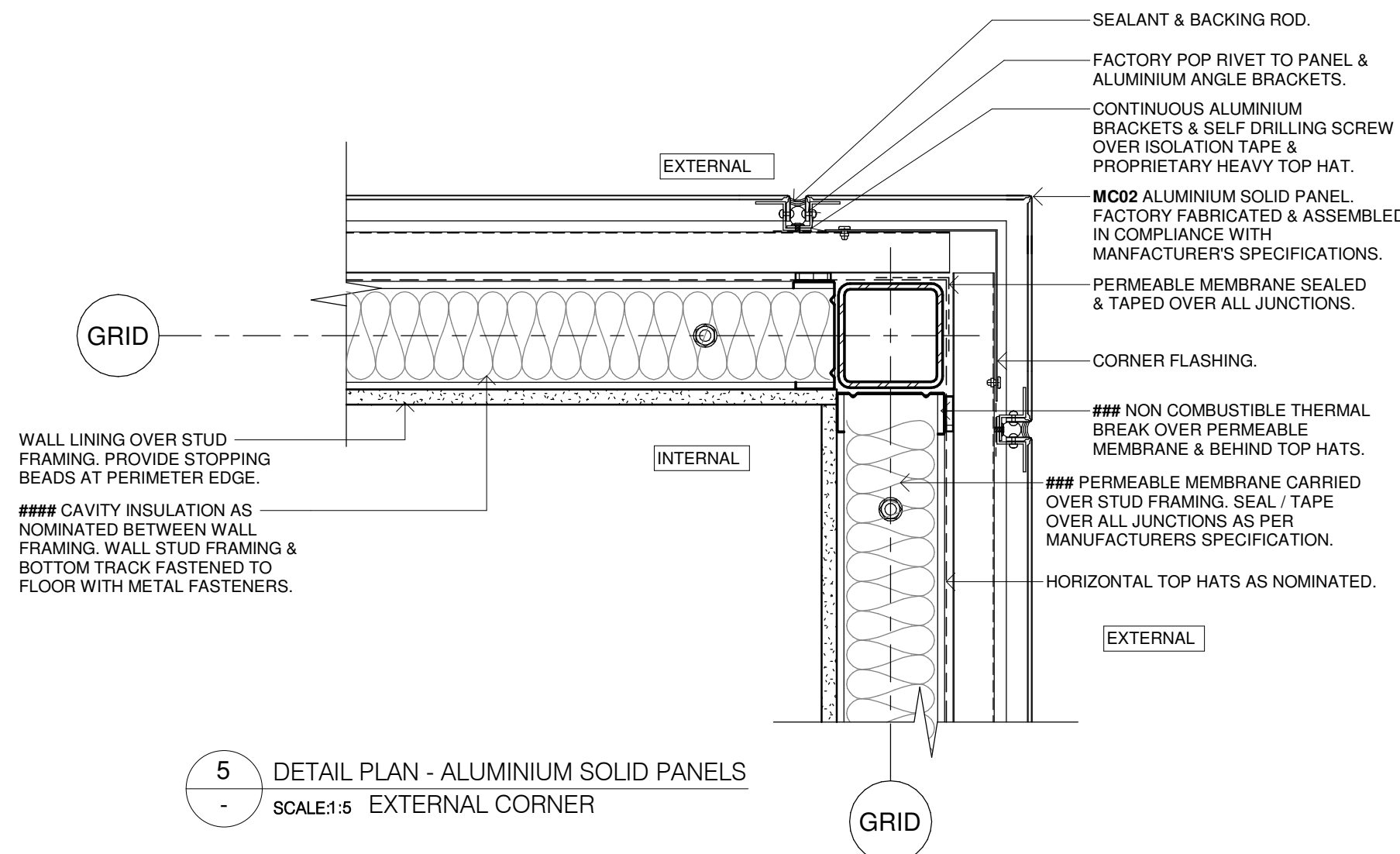
1 DETAIL SECTION - ALUMINIUM SOLID PANELS
SCALE 1:5 PARAPET



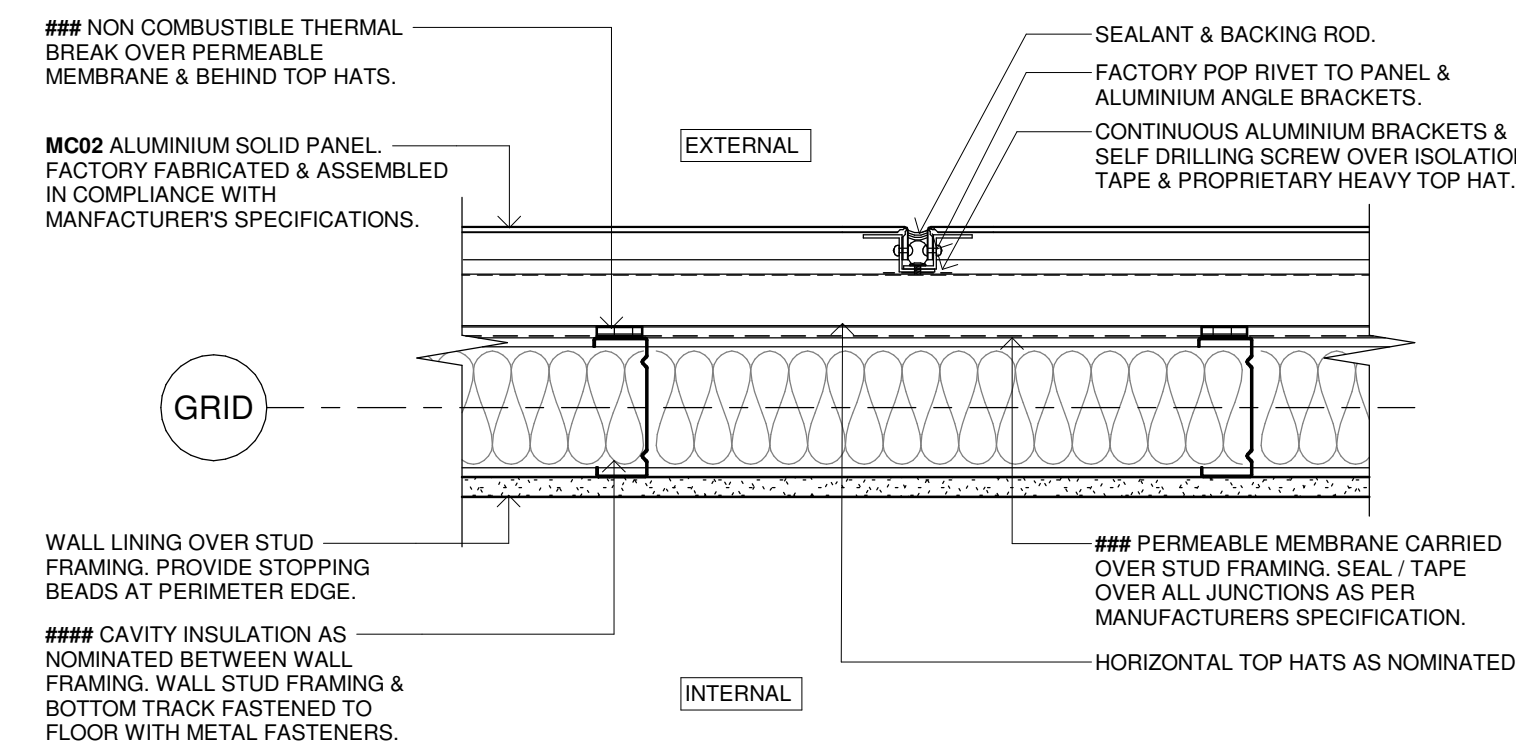
2 DETAIL SECTION - ALUMINIUM SOLID PANELS
SCALE 1:5 HORIZONTAL PANEL JOINT



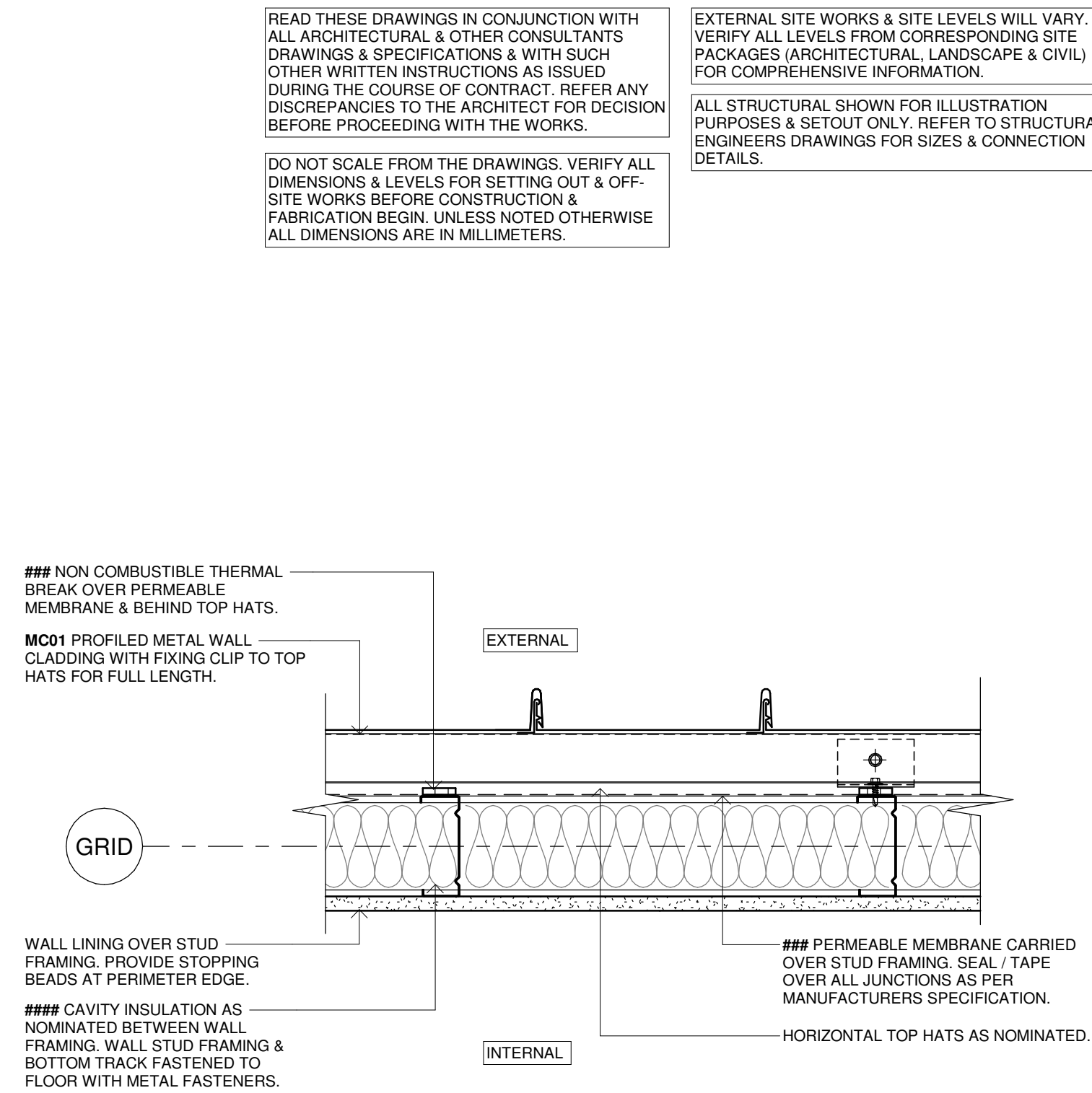
3 DETAIL SECTION - ALUMINIUM SOLID PANELS
SCALE 1:5 BASE JUNCTION



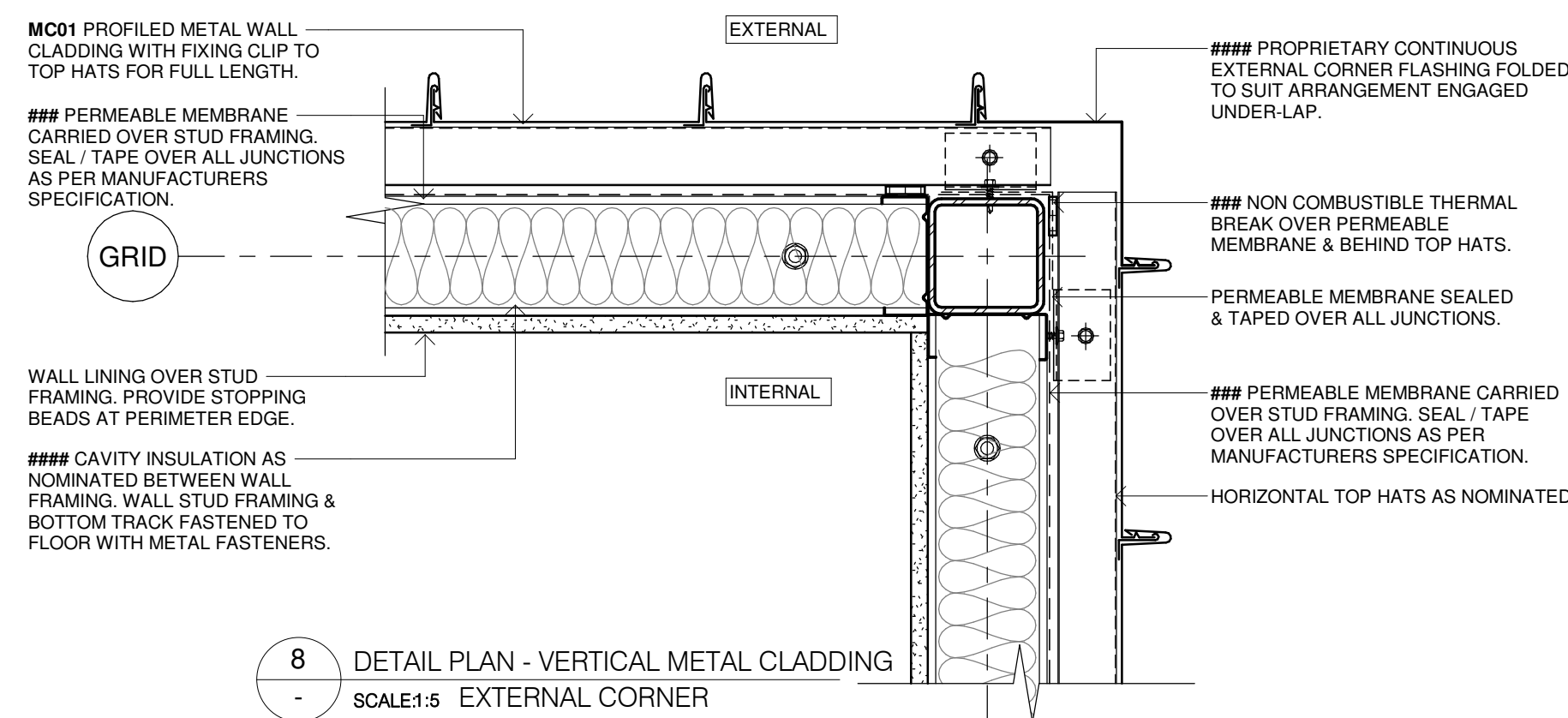
5 DETAIL PLAN - ALUMINIUM SOLID PANELS
SCALE 1:5 EXTERNAL CORNER



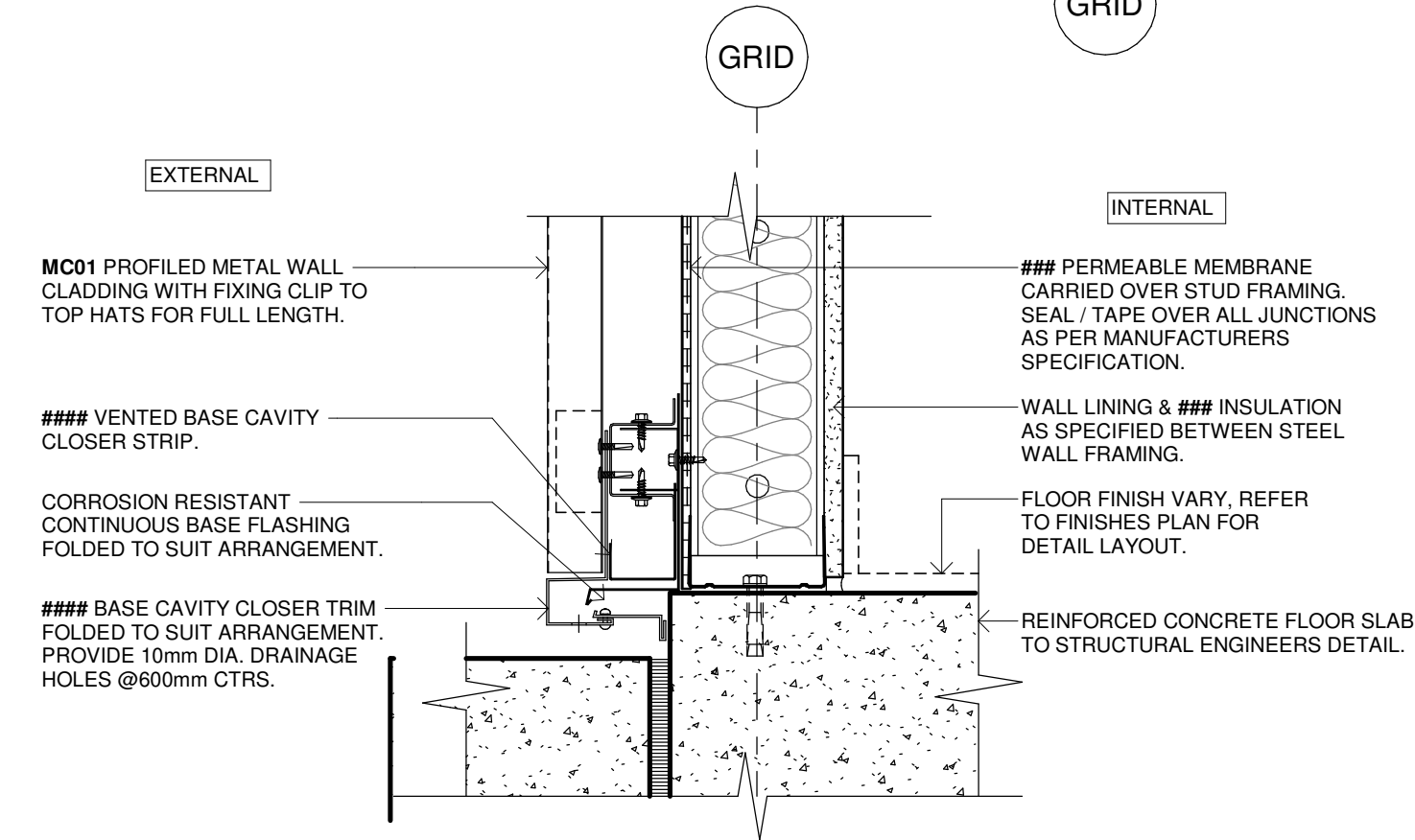
6 DETAIL PLAN - ALUMINIUM SOLID PANELS
SCALE 1:5 VERTICAL PANEL JOINT



7 DETAIL PLAN - VERTICAL METAL CLADDING
SCALE 1:5 VERTICAL PANEL



8 DETAIL PLAN - VERTICAL METAL CLADDING
SCALE 1:5 EXTERNAL CORNER



9 DETAIL SECTION - VERTICAL METAL CLADDING
SCALE 1:5 BASE JUNCTION

READ THESE DRAWINGS IN CONJUNCTION WITH ALL ARCHITECTURAL & OTHER CONSULTANTS DRAWINGS & SPECIFICATIONS & WITH SUCH OTHER WRITTEN INSTRUCTIONS AS ISSUED DURING THE COURSE OF CONTRACT. REFER ANY DISCREPANCIES TO THE ARCHITECT FOR DECISION BEFORE PROCEEDING WITH THE WORKS.

DO NOT SCALE FROM THE DRAWINGS. VERIFY ALL DIMENSIONS & LEVELS FOR SETTING OUT & OFF-SITE WORKS BEFORE CONSTRUCTION & FABRICATION BEGIN. UNLESS NOTED OTHERWISE ALL DIMENSIONS ARE IN MILLIMETERS.

EXTERNAL SITE WORKS & SITE LEVELS WILL VARY. VERIFY ALL LEVELS FROM CORRESPONDING SITE PACKAGES (ARCHITECTURAL, LANDSCAPE & CIVIL) FOR COMPREHENSIVE INFORMATION.

ALL STRUCTURAL SHOWN FOR ILLUSTRATION PURPOSES & SETOUT ONLY. REFER TO STRUCTURAL ENGINEERS DRAWINGS FOR SIZES & CONNECTION DETAILS.

NBRS

Issue No.	Date	Description	Chkd
P1	22/02/2023	ISSUE TO BCA CONSULTANT	JV
P2	27/04/2023	80% DD FOR REVIEW	SR
P3	17/05/2023	REVISED FCC LAYOUT FOR CONSULTANT COORDINATION	JV
P4	04/07/2023	95% DESIGN DEVELOPMENT	JV
P5	28/09/2023	90% DD ISSUE	JV

Changes to this Revision
FCC

PROJECT MANAGER
NSW PUBLIC WORKS ADVISORY
James Smith
0408 694 063
james.smith@pwa.nsw.gov.au

ARCHITECT, INTERIORS, LANDSCAPE
NBRS
John Vasco
4 Glen Street, Milsons Point, NSW 2061
02 9922 2344
john.vasco@nbns.com.au

STRUCTURAL
NORTHROP
Rory Dale
Level 11, 345 George Street Sydney NSW 2000
02 9241 4188
rdale@northrop.com.au

CIVIL
NORTHROP
Joel Di Fonzo
Level 11, 345 George Street Sydney NSW 2000
02 9156 3229
JDiFonzo@northrop.com.au

BUILDING SERVICES
NORTHROP
Brandon Shuttler
Level 2, 3 Horwood Place, Parramatta, NSW 2150
02 9156 3013
BShuttler@northrop.com.au

NCC CONSULTANT
MBC GROUP
Seb Howe
Suite 3/18 Sydney Rd, Manly NSW 2095
02 9939 1530
showe@mbc-group.com.au

Drawing Title
DETAILS - FCC - SHEET 01

Project
NSW RURAL FIRE SERVICE

Multiple Sites
for
NSW RURAL FIRE SERVICE



NBRS
+61 2 9922 2344
Nominated Architect:
Andrew Duffin NSW 5602
NBRS & Partners Pty Ltd VIC 51197
Any form of replication of this drawing in full or in part without the written permission of NBRS-PARTNERS Pty Ltd constitutes an infringement of the copyright.

nbns.com.au

ABN 16 002 247 565

Date 4/10/2023 2:12:02 PM
Scale 1:5 @ A1

Drawing Reference
22281-NBRS-A-FCC-DD-5211
Revision
P5

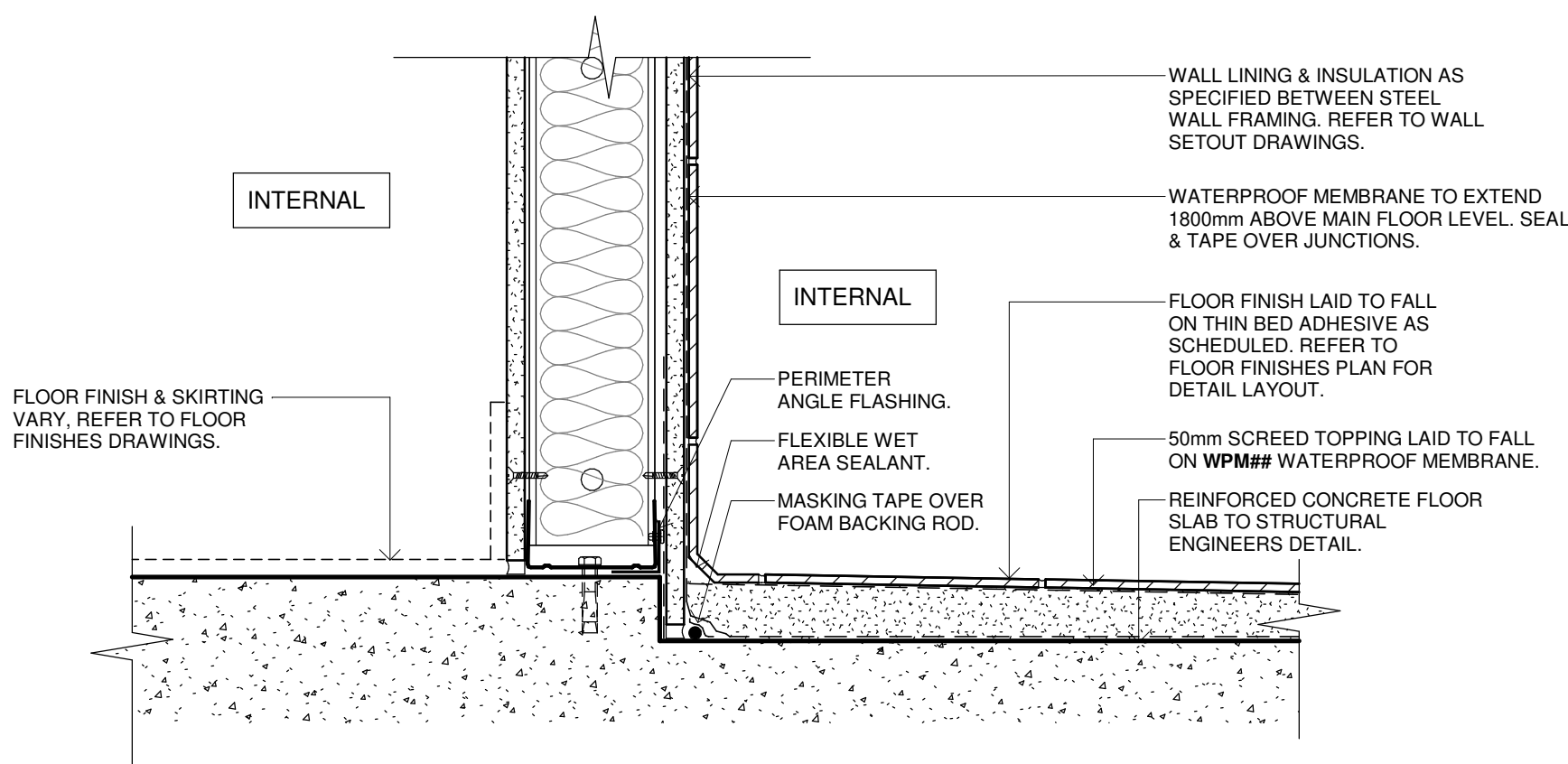
READ THESE DRAWINGS IN CONJUNCTION WITH ALL ARCHITECTURAL & OTHER CONSULTANTS DRAWINGS & SPECIFICATIONS & WITH SUCH OTHER WRITTEN INSTRUCTIONS AS ISSUED DURING THE COURSE OF CONTRACT. REFER ANY DISCREPANCIES TO THE ARCHITECT FOR DECISION BEFORE PROCEEDING WITH THE WORKS.

DO NOT SCALE FROM THE DRAWINGS. VERIFY ALL DIMENSIONS & LEVELS FOR SETTING OUT & OFF-SITE WORKS BEFORE CONSTRUCTION & FABRICATION BEGIN. UNLESS NOTED OTHERWISE ALL DIMENSIONS ARE IN MILLIMETERS.

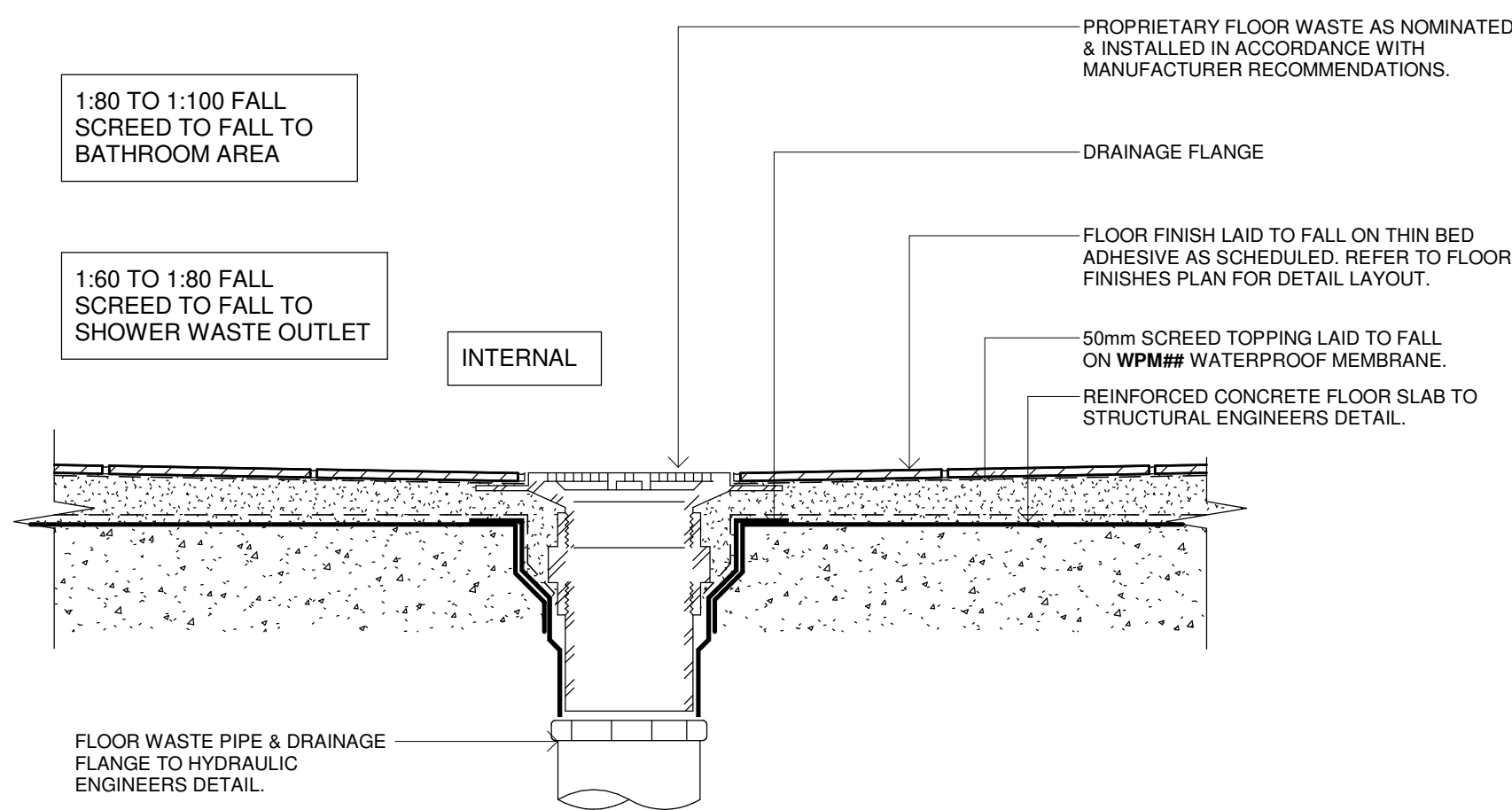
EXTERNAL SITE WORKS & SITE LEVELS WILL VARY. VERIFY ALL LEVELS FROM CORRESPONDING SITE PACKAGES (ARCHITECTURAL, LANDSCAPE & CIVIL) FOR COMPREHENSIVE INFORMATION.

ALL STRUCTURAL SHOWN FOR ILLUSTRATION PURPOSES & SETOUT ONLY. REFER TO STRUCTURAL ENGINEERS DRAWINGS FOR SIZES & CONNECTION DETAILS.

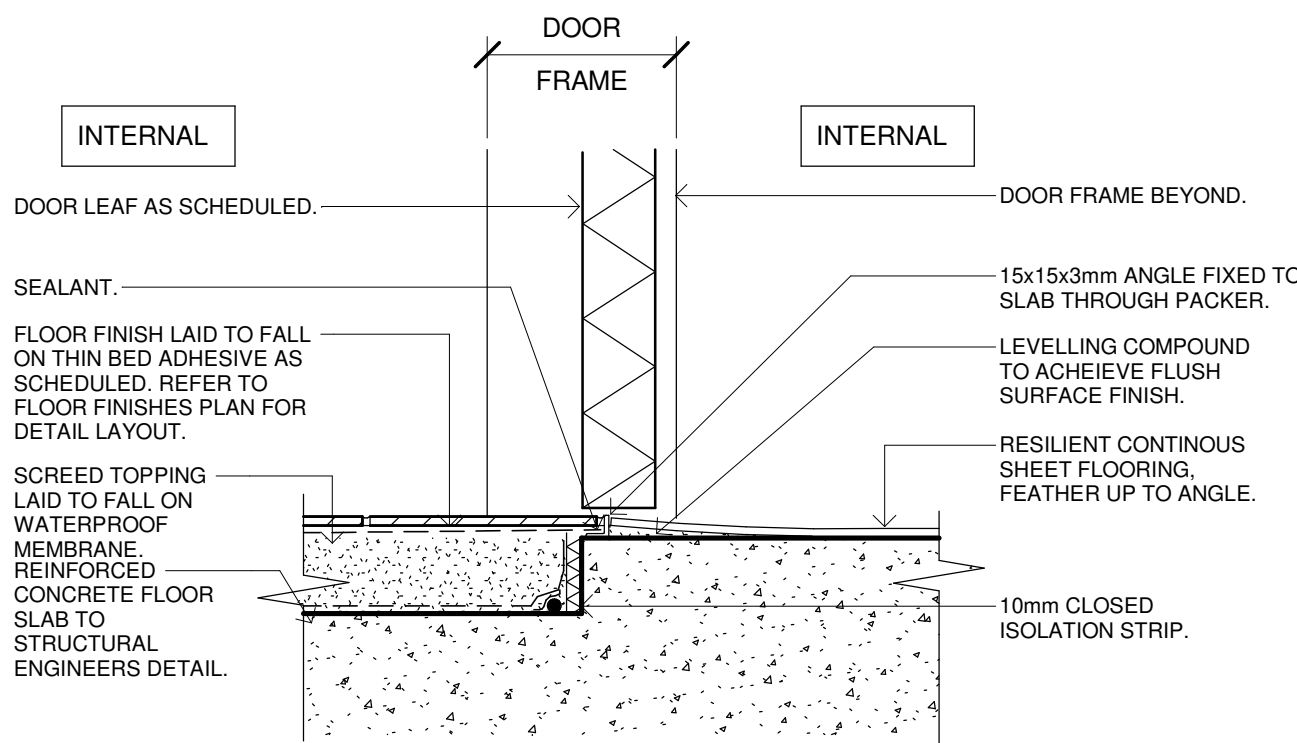
NBRS



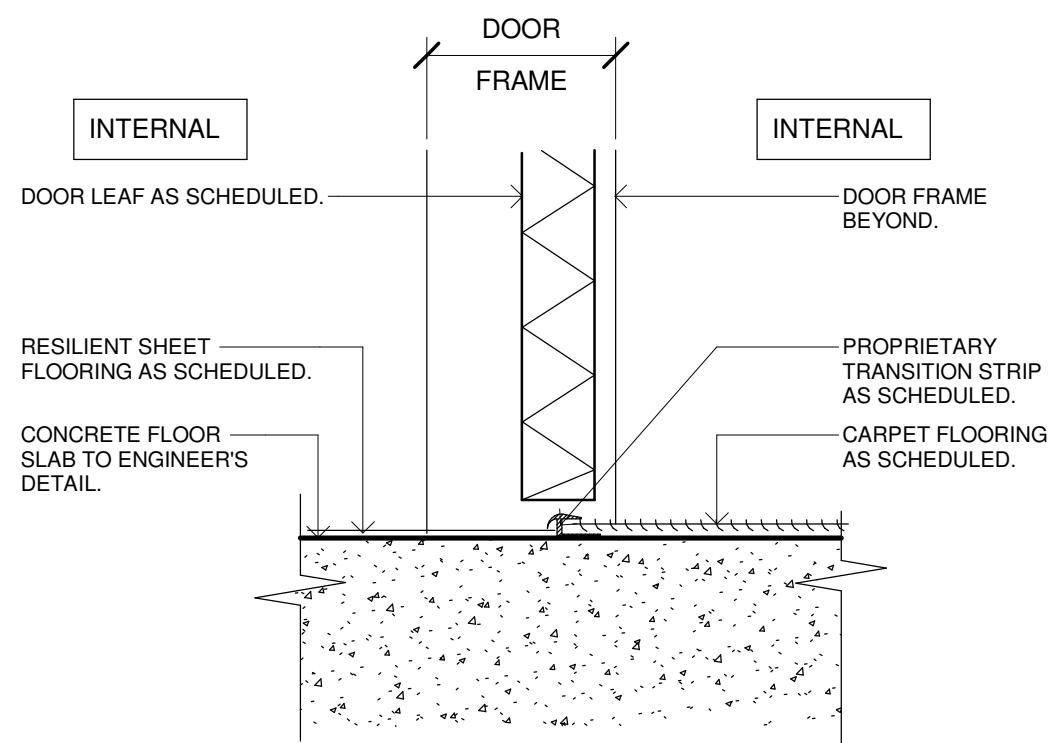
1 WET AREA SETDOWN SLAB & PERIMETER FLASHING
SCALE:1:5



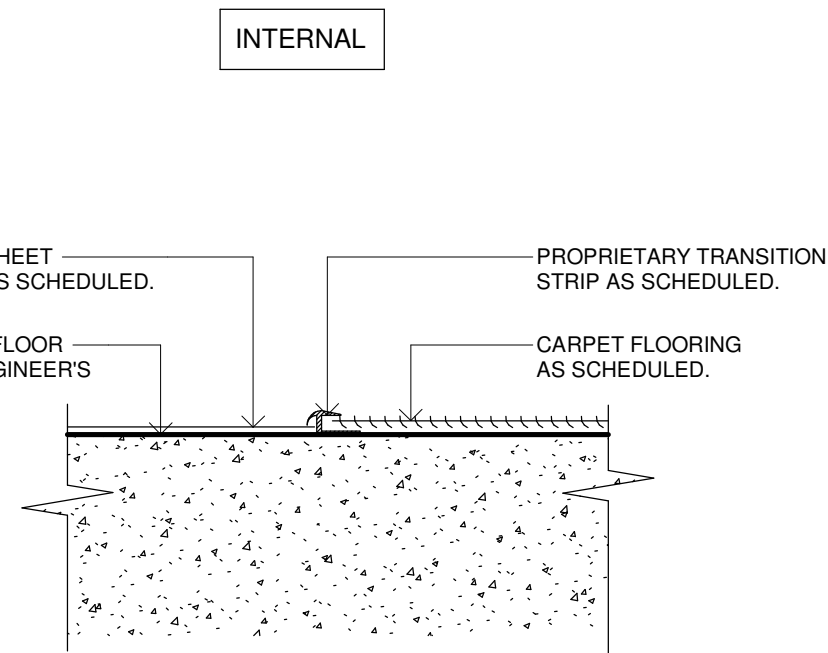
2 WET AREA SETDOWN SLAB & PERIMETER FLASHING
SCALE:1:5



3 THRESHOLD SECTION - TILE TO RESILIENT FLOORING
SCALE:1:5



4 THRESHOLD SECTION - RESILIENT FLOORING TO CARPET
SCALE:1:5



5 TRANSITION SECTION - RESILIENT FLOORING TO CARPET
SCALE:1:5

Issue No.	Date	Description	Chkd
P1	22/02/2023	ISSUE TO BCA CONSULTANT	JV
P2	27/04/2023	80% DD FOR REVIEW	SR
P3	17/05/2023	REVISED FCC LAYOUT FOR CONSULTANT COORDINATION	JV
P4	04/07/2023	95% DESIGN DEVELOPMENT	JV
P5	28/09/2023	90% DD ISSUE	JV

Changes to this Revision
FCC

PROJECT MANAGER
NSW PUBLIC WORKS ADVISORY
James Smith
0408 694 063
james.smith@pwa.nsw.gov.au

ARCHITECT, INTERIORS, LANDSCAPE
NBRS
John Vasco
4 Glen Street, Milsons Point, NSW 2061
02 9922 2344
john.vasco@nb.rs.com.au

STRUCTURAL
NORTHROP
Rory Dale
Level 11, 345 George Street Sydney NSW 2000
02 9241 4188
Rdale@northrop.com.au

CIVIL
NORTHROP
Joel DiFonzo
Level 11, 345 George Street Sydney NSW 2000
02 9156 3229
JDiFonzo@northrop.com.au

BUILDING SERVICES
NORTHROP
Brandon Shuttler
Level 2, 3 Horwood Place, Parramatta, NSW 2150
02 9156 3013
BShuttler@northrop.com.au

NCC CONSULTANT
MBC GROUP
Seb Howe
Suite 3/18 Sydney Rd, Manly NSW 2095
02 9939 1530
showe@mbc-group.com.au

Drawing Title
DETAILS - FCC - SHEET 02

Project
NSW RURAL FIRE SERVICE

Multiple Sites
for
NSW RURAL FIRE SERVICE



NBRS
+61 2 9922 2344
Nominated Architect:
Andrew Duffin NSW 5602
NBRS & Partners Pty Ltd VIC 51197

Any form of replication of this drawing in full or in part without the written permission of NBRS-PARTNERS Pty Ltd constitutes an infringement of the copyright.
© 2022

nb.rs.com.au

ABN 16 002 247 565

Date 4/10/2023 2:12:04 PM
Scale 1:5 @ A1

Drawing Reference 22281-NBRS-A-FCC-DD-5212
Revision P5

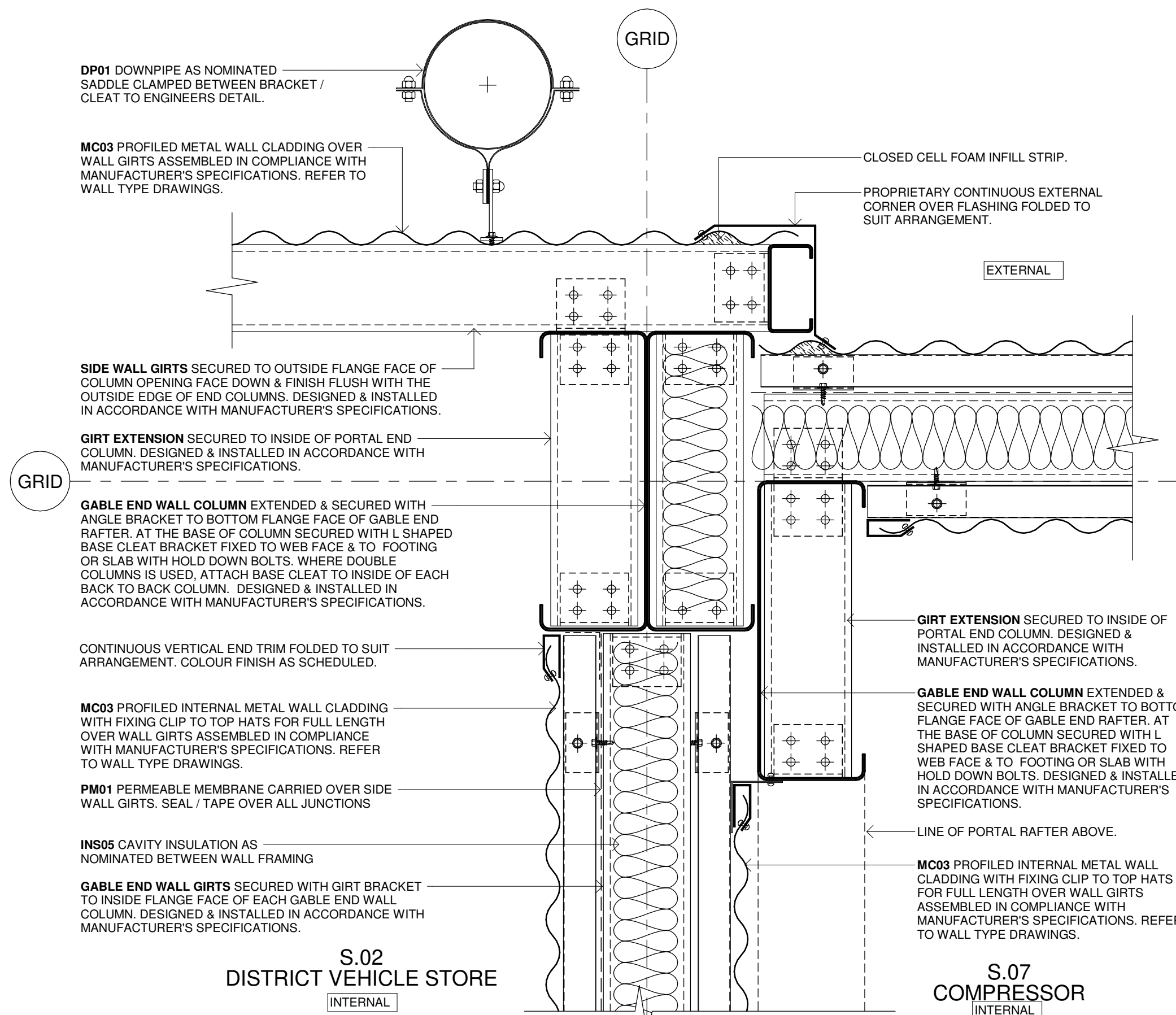
NOT FOR
CONSTRUCTION

READ THESE DRAWINGS IN CONJUNCTION WITH ALL ARCHITECTURAL & OTHER CONSULTANTS DRAWINGS & SPECIFICATIONS & WITH SUCH OTHER WRITTEN INSTRUCTIONS AS ISSUED DURING THE COURSE OF CONTRACT. REFER ANY DISCREPANCIES TO THE ARCHITECT FOR DECISION BEFORE PROCEEDING WITH THE WORKS.

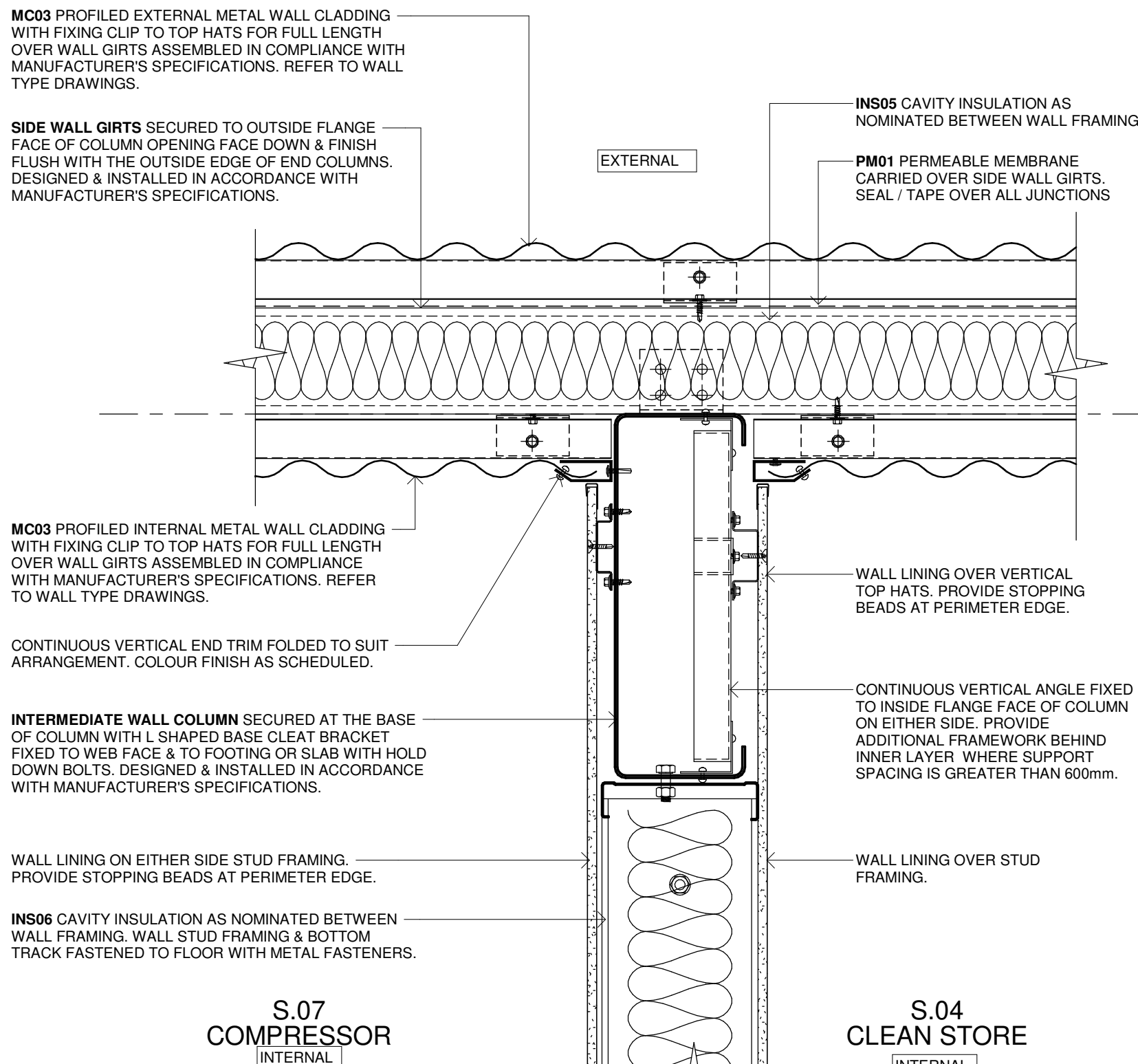
DO NOT SCALE FROM THE DRAWINGS. VERIFY ALL DIMENSIONS & LEVELS FOR SETTING OUT & OFF-SITE WORKS BEFORE CONSTRUCTION & FABRICATION BEGIN. UNLESS NOTED OTHERWISE ALL DIMENSIONS ARE IN MILLIMETERS.

EXTERNAL SITE WORKS & SITE LEVELS WILL VARY. VERIFY ALL LEVELS FROM CORRESPONDING SITE PACKAGES (ARCHITECTURAL, LANDSCAPE & CIVIL) FOR COMPREHENSIVE INFORMATION.

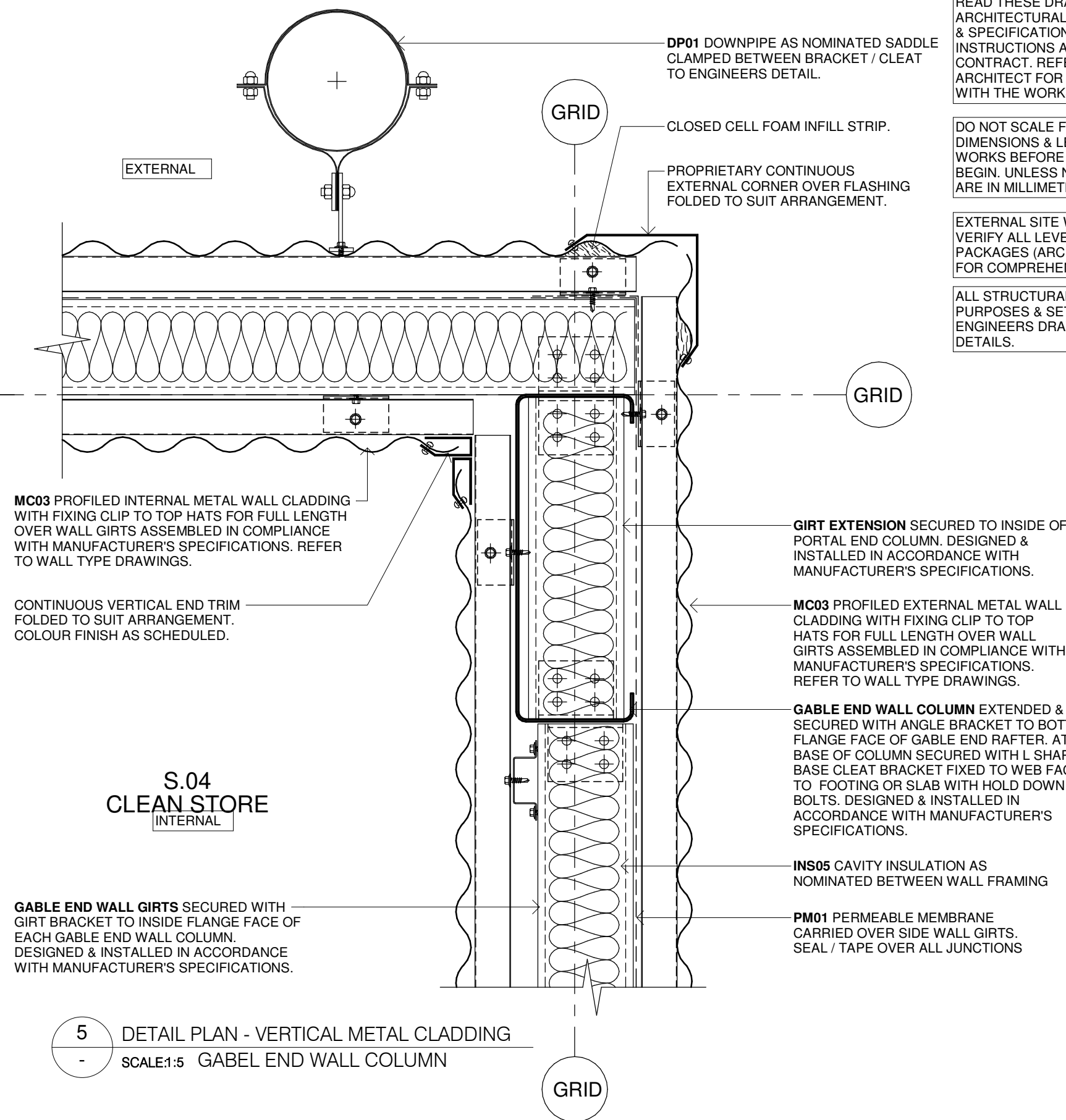
ALL STRUCTURAL SHOWN FOR ILLUSTRATION PURPOSES & SETOUT ONLY. REFER TO STRUCTURAL ENGINEERS DRAWINGS FOR SIZES & CONNECTION DETAILS.



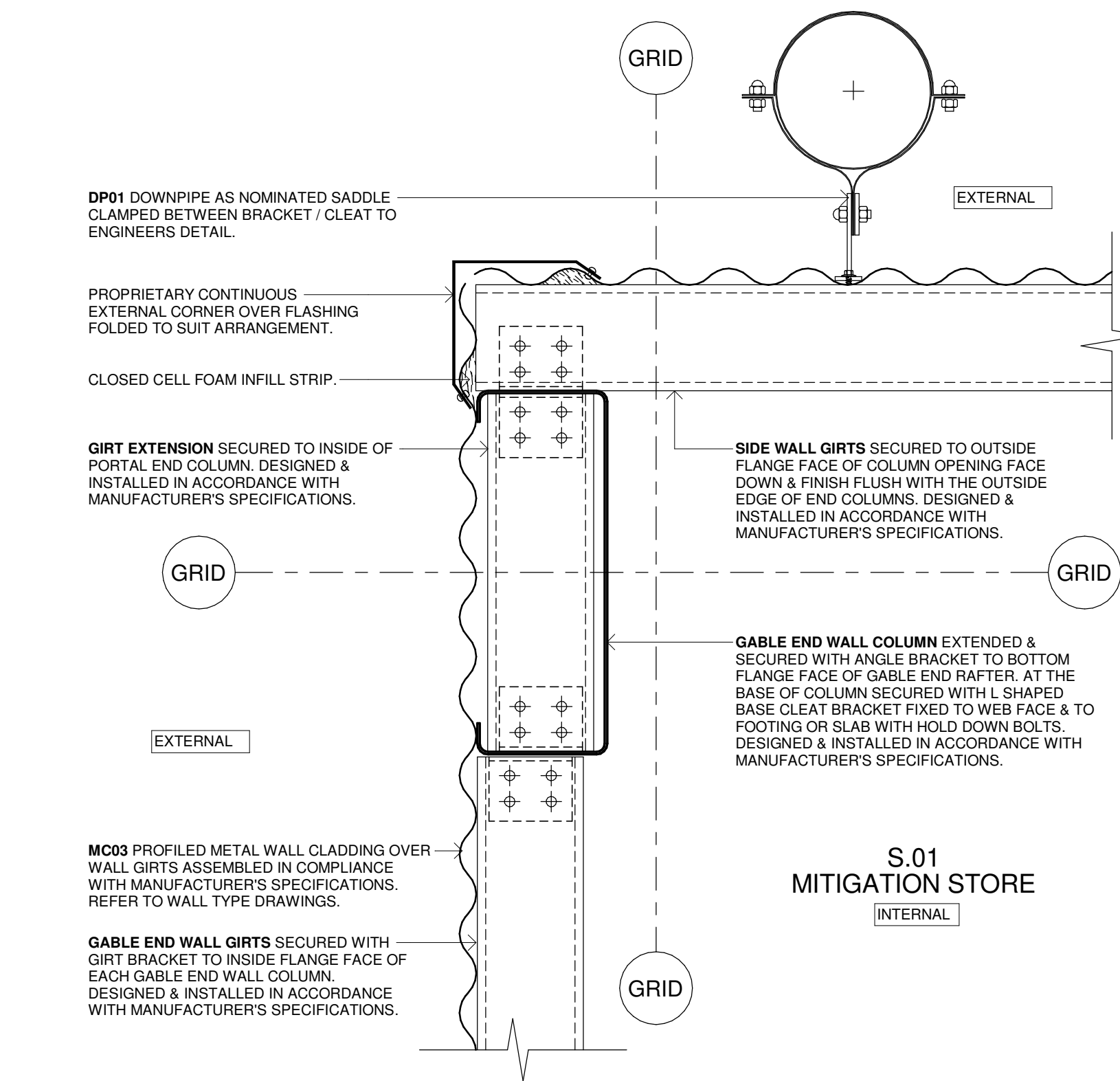
3 DETAIL PLAN - VERTICAL METAL CLADDING
SCALE:1:5 GABLE END WALL COLUMN



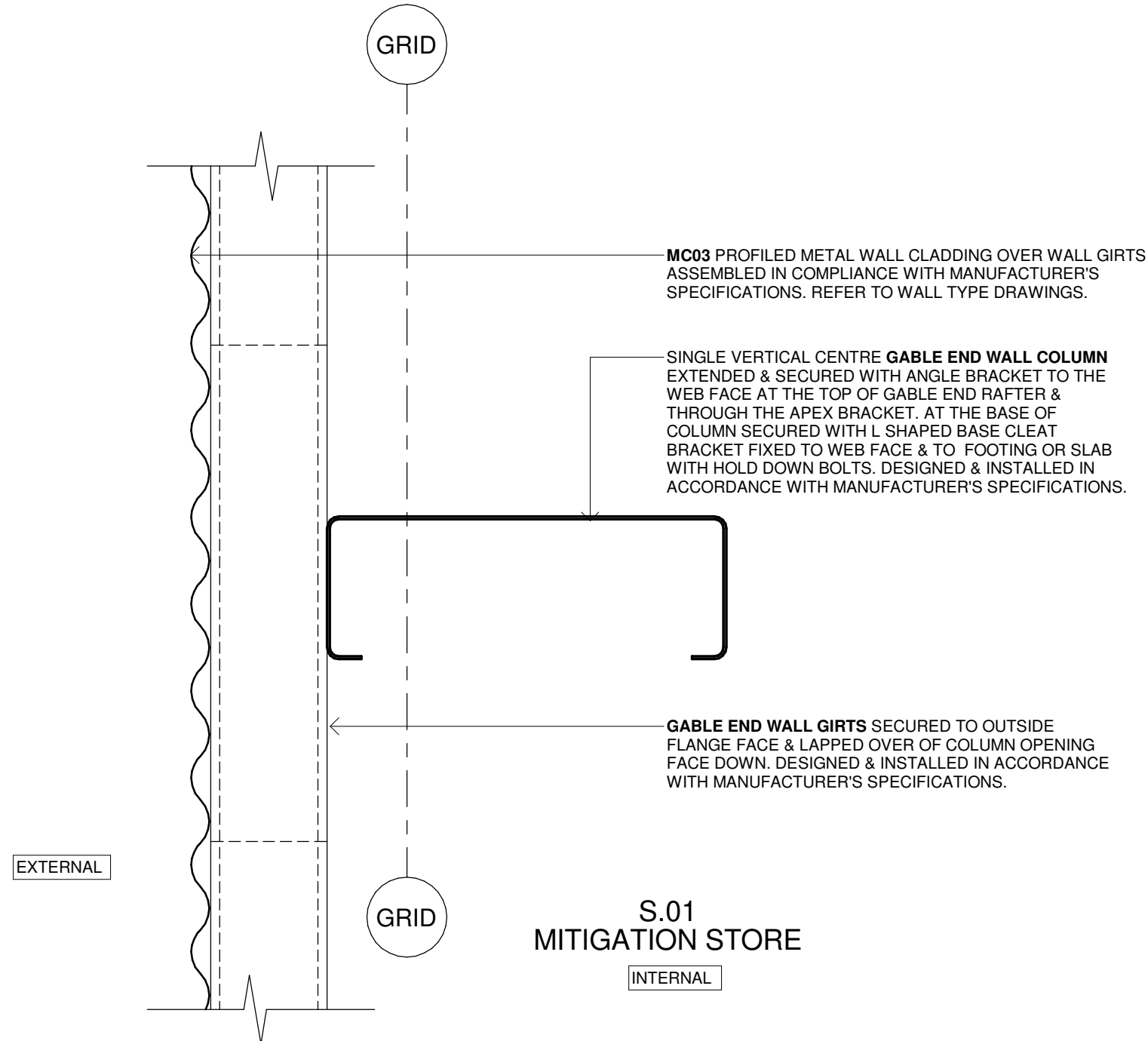
4 DETAIL PLAN - VERTICAL METAL CLADDING
SCALE:1:5 ENCASEMENT PORTAL COLUMN



5 DETAIL PLAN - VERTICAL METAL CLADDING
SCALE:1:5 GABLE END WALL COLUMN



1 DETAIL PLAN - VERTICAL METAL CLADDING
SCALE:1:5 GABLE END WALL COLUMN



2 DETAIL PLAN - VERTICAL METAL CLADDING
SCALE:1:5 GABLE END WALL COLUMN

Issue No.	Date	Description	Chkd
P1	04/07/2023	95% DESIGN DEVELOPMENT	JV
P2	28/09/2023	90% DD ISSUE	JV

Changes to this Revision
STORES

PROJECT MANAGER
NSW PUBLIC WORKS ADVISORY
Peter Hughes
0407 757 638
peter.hughes@pwa.nsw.gov.au

ARCHITECT, INTERIORS, LANDSCAPE
NBRS
John Vasco
4 Glen Street, Milsons Point, NSW 2061
02 9922 2344
john.vasco@nbns.com.au

STRUCTURAL
NORTHROP
Rory Dale
Level 11, 345 George Street Sydney NSW 2000
02 9241 4188
rdale@northrop.com.au

CIVIL
NORTHROP
Joel DiFonzo
Level 11, 345 George Street Sydney NSW 2000
02 9156 3229
JDiFonzo@northrop.com.au

BUILDING SERVICES
NORTHROP
Brandon Shuttler
Level 2, 3 Horwood Place, Parramatta, NSW 2150
02 9156 3013
BShuttler@northrop.com.au

NCC CONSULTANT
MBC GROUP
Seb Howe
Suite 3/18 Sydney Rd, Manly NSW 2095
02 9939 1530
showe@mbc-group.com.au

Drawing Title
DETAILS - STORES - SHEET 01

Project
NSW RURAL FIRE SERVICES

Multiple Sites
for
NSW RURAL FIRE SERVICE



NBRS
+61 2 9922 2344
Nominated Architect:
Andrew Duffin NSW 5602
NBRS & Partners Pty Ltd VIC 51197

nbns.com.au

ABN 16 002 247 565

Any form of replication of this drawing in full or in part without the written permission of NBRS-PARTNERS Pty Ltd constitutes an infringement of the copyright.
© 2022

Date 4/10/2023 2:28:01 PM
Scale 1:5 @ A1

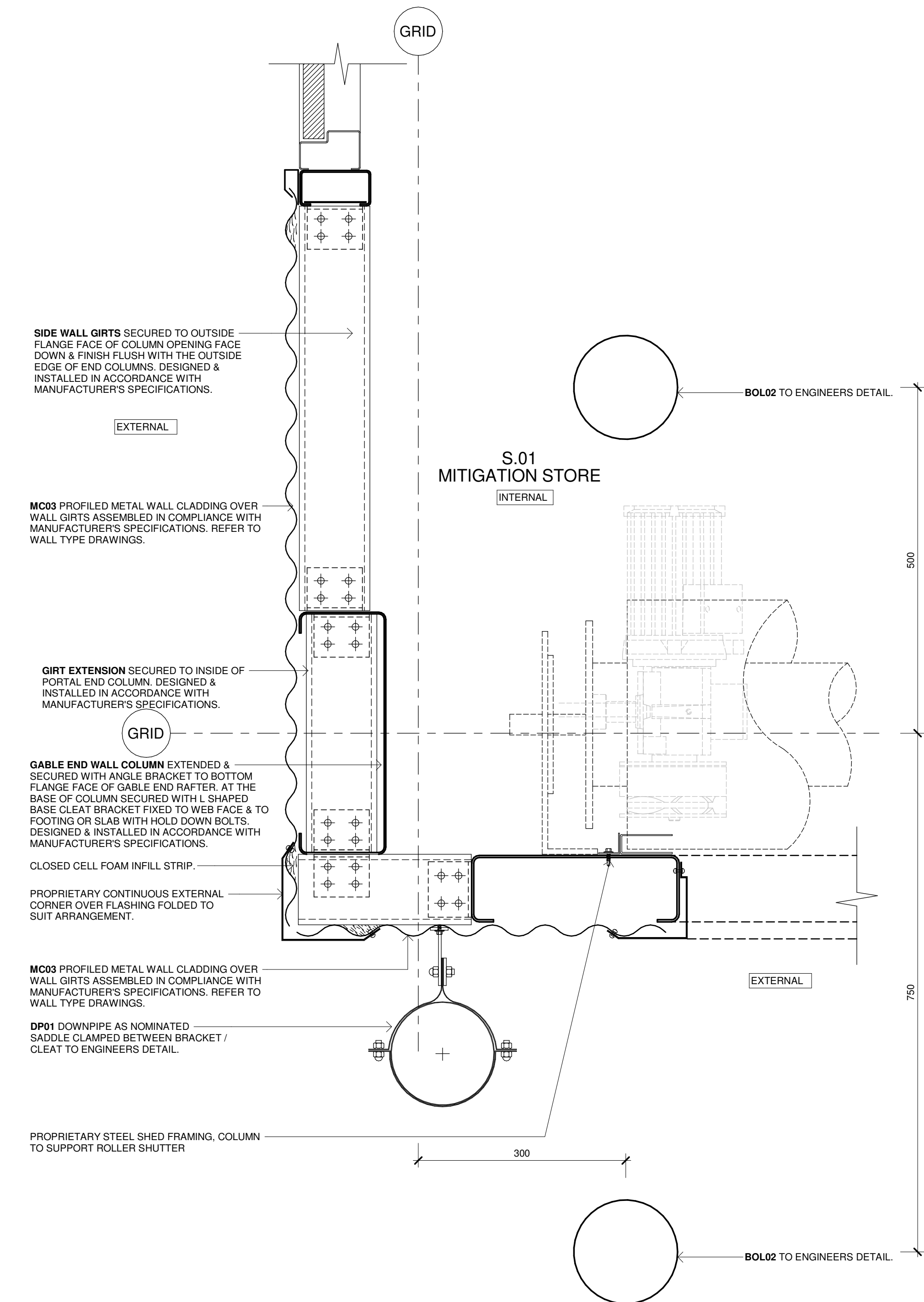
Drawing Reference

22281-NBRS-A-STM-DD-5221

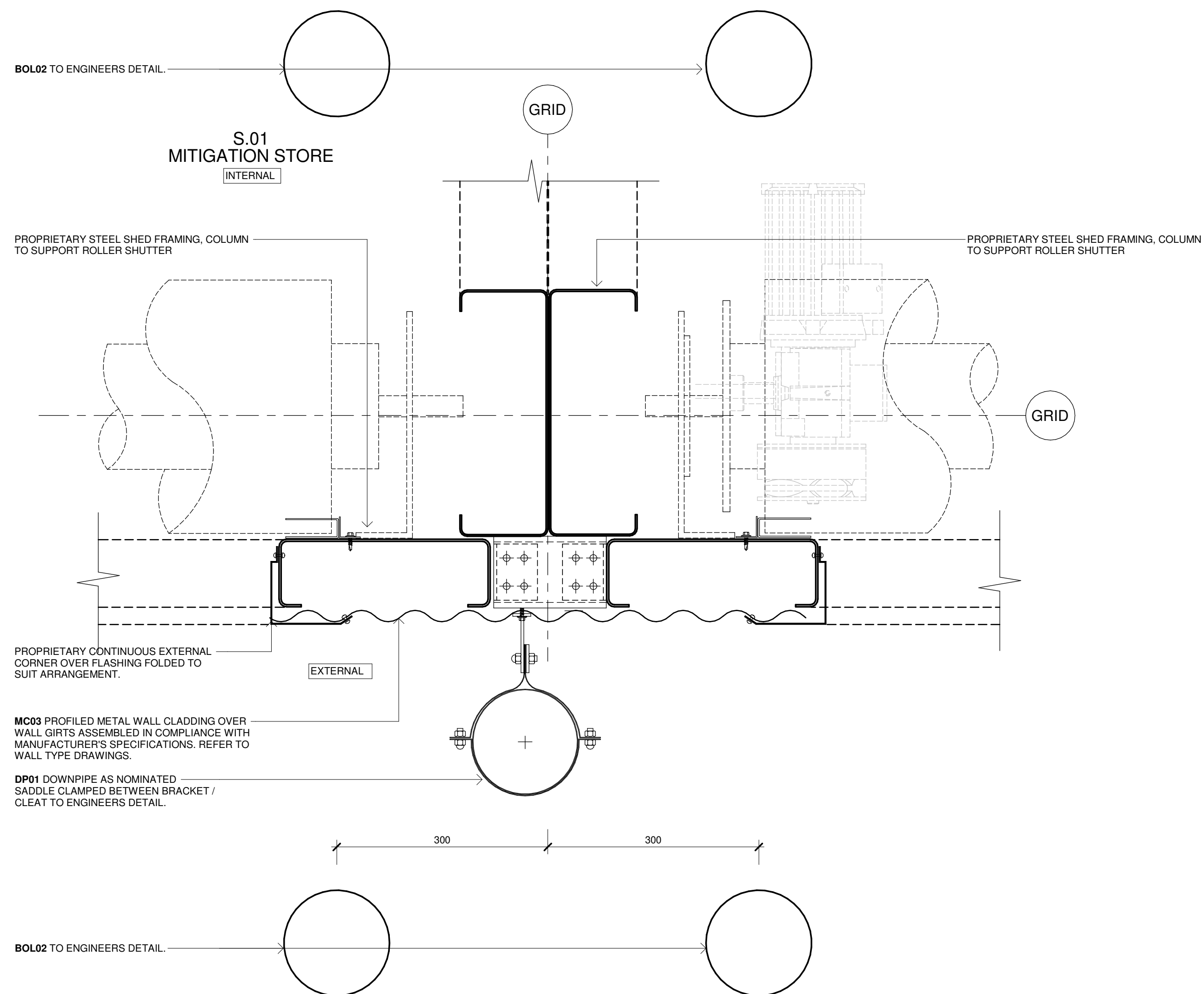
Revision

P2

NOT FOR
CONSTRUCTION



11 DETAIL PLAN - VERTICAL METAL CLADDING
SCALE:1:5 ROLLER DOOR JAMB



12 DETAIL PLAN - VERTICAL METAL CLADDING
SCALE:1:5 ROLLER DOOR JAMB

Issue No.	Date	Description	Chkd
P1	28/09/2023	90% DD ISSUE	JV

Changes to this Revision
STORES

PROJECT MANAGER
NORTHROP
Peter Hughes
0407 757 638
peter.hughes@pwa.nsw.gov.au

ARCHITECT, INTERIORS, LANDSCAPE
NBRS
John Vasco
4 Glen Street, Milsons Point, NSW 2061
02 9922 2344
john.vasco@nb.rs.com.au

STRUCTURAL
NORTHROP
Rory Dale
Level 11, 345 George Street Sydney NSW 2000
02 9241 4188
Rdale@northrop.com.au

CIVIL
NORTHROP
Joel DiFonzo
Level 11, 345 George Street Sydney NSW 2000
02 9156 3229
JDiFonzo@northrop.com.au

BUILDING SERVICES
NORTHROP
Brandon Shuttar
Level 2, 3 Horwood Place, Parramatta, NSW 2150
02 9156 3013
BShuttar@northrop.com.au

NCC CONSULTANT
MBC GROUP
Seb Howe
Suite 3/18 Sydney Rd, Manly NSW 2095
02 9939 1530
showe@mbc-group.com.au

Drawing Title
DETAILS - STORES - SHEET 02

Project
NSW RURAL FIRE SERVICES

Multiple Sites
for
NSW RURAL FIRE SERVICE



NBRS
+61 2 9922 2344
Nominated Architect:
Andrew Duffin NSW 5602
NBRS & Partners Pty Ltd VIC 51197
Any form of replication of this drawing in full or in part without the written permission of NBRS+PARTNERS Pty Ltd constitutes an infringement of the copyright.
© 2022

nb.rs.com.au

Date 4/10/2023 2:28:03 PM
Scale 1:5 @ A1

Drawing Reference
22281-NBRS-A-STM-DD-5222
Revision
P1

NOT FOR
CONSTRUCTION

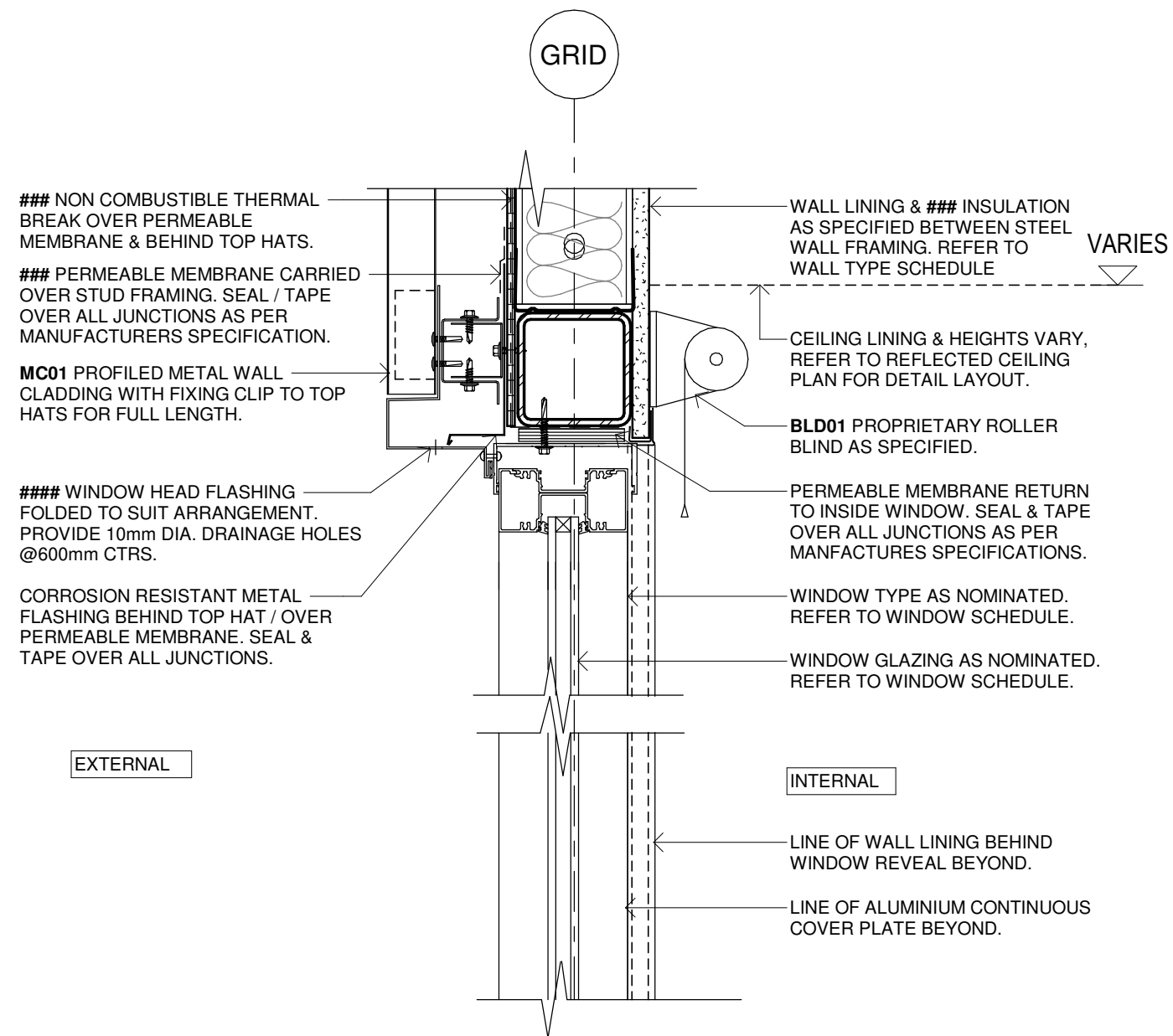
READ THESE DRAWINGS IN CONJUNCTION WITH ALL ARCHITECTURAL & OTHER CONSULTANTS DRAWINGS & SPECIFICATIONS & WITH SUCH OTHER WRITTEN INSTRUCTIONS AS ISSUED DURING THE COURSE OF CONTRACT. REFER ANY DISCREPANCIES TO THE ARCHITECT FOR DECISION BEFORE PROCEEDING WITH THE WORKS.

DO NOT SCALE FROM THE DRAWINGS. VERIFY ALL DIMENSIONS & LEVELS FOR SETTING OUT & OFF-SITE WORKS BEFORE CONSTRUCTION & FABRICATION BEGIN. UNLESS NOTED OTHERWISE ALL DIMENSIONS ARE IN MILLIMETERS.

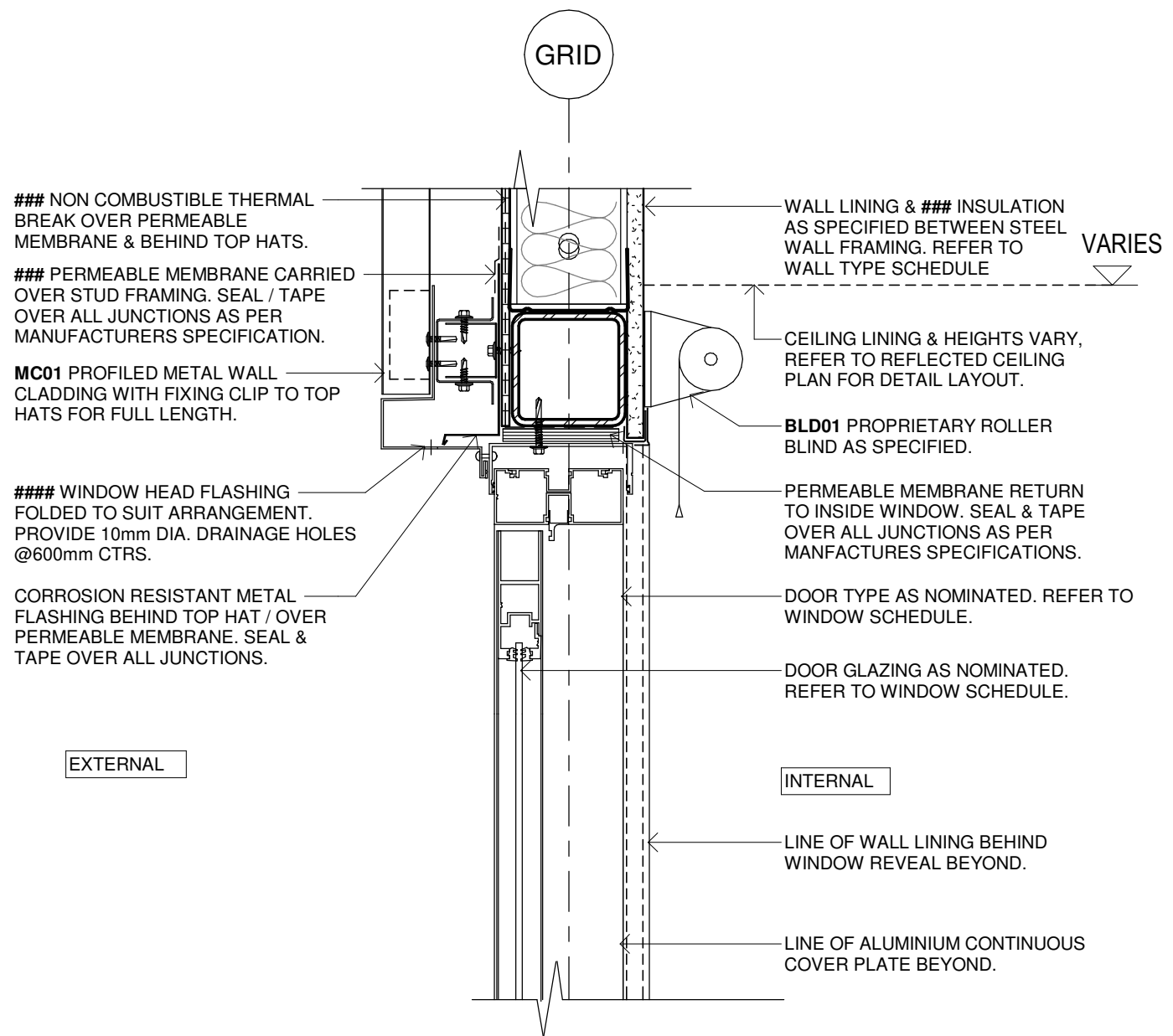
EXTERNAL SITE WORKS & SITE LEVELS WILL VARY. VERIFY ALL LEVELS FROM CORRESPONDING SITE PACKAGES (ARCHITECTURAL, LANDSCAPE & CIVIL) FOR COMPREHENSIVE INFORMATION.

ALL STRUCTURAL SHOWN FOR ILLUSTRATION PURPOSES & SETOUT ONLY. REFER TO STRUCTURAL ENGINEERS DRAWINGS FOR SIZES & CONNECTION DETAILS.

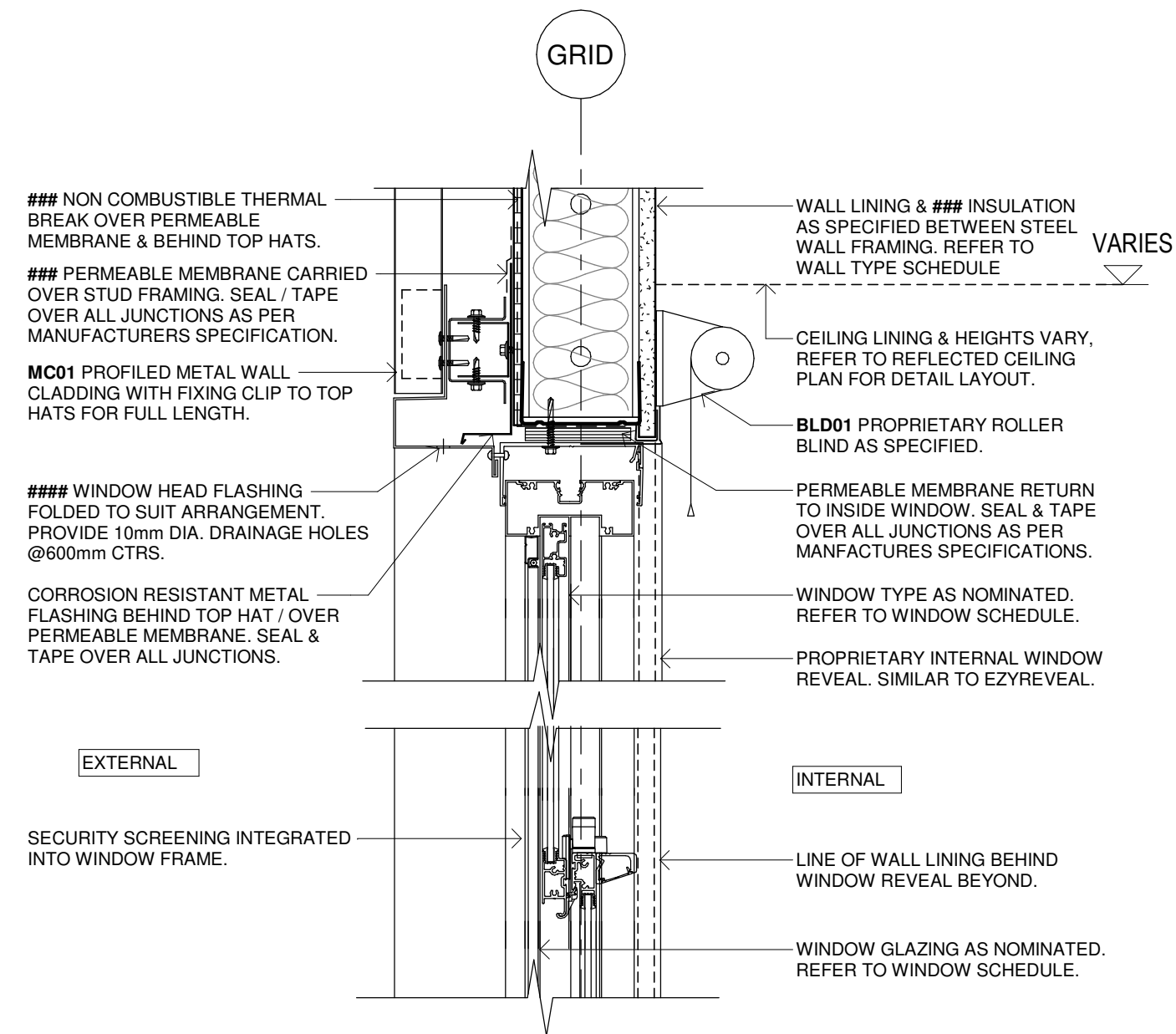
THESE DETAIL DRAWINGS ARE ALSO TO BE READ IN CONJUNCTION WITH ARCHITECTURAL, DOOR & WINDOW DRAWINGS SERIES PACKAGE 8600s



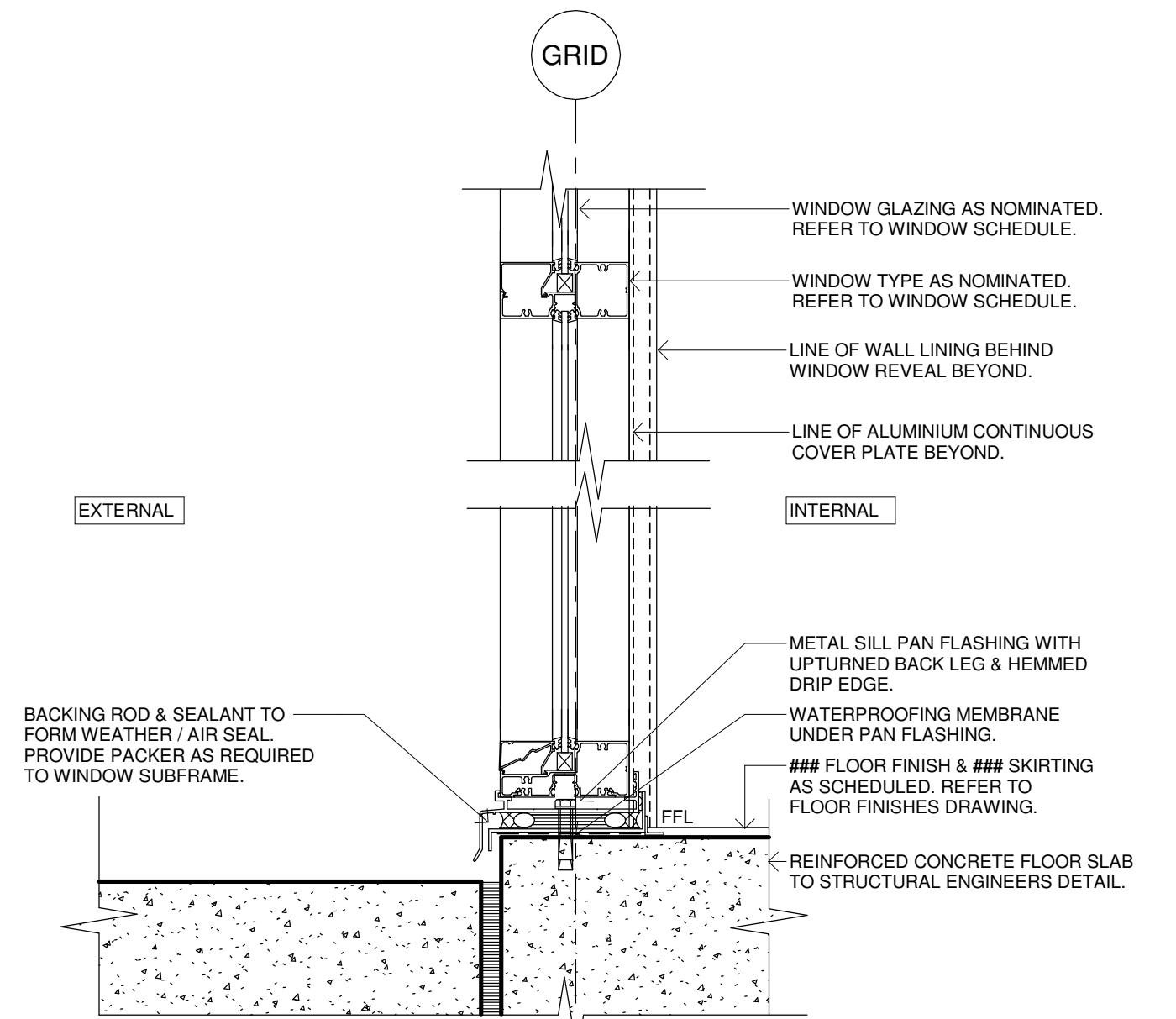
11 DETAIL SECTION - VERTICAL METAL CLADDING
SCALE1:5 WINDOW HEAD - WAT01



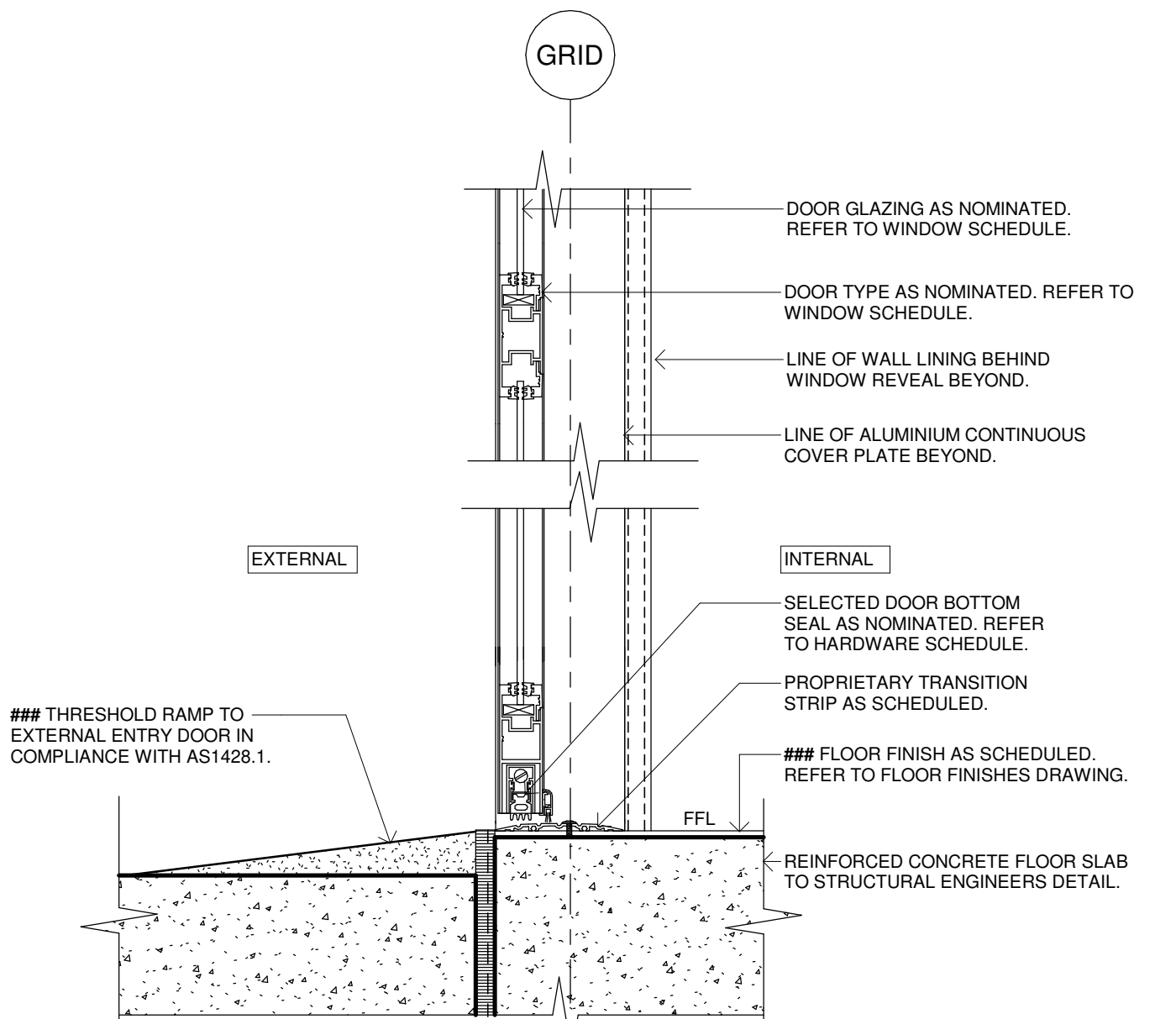
13 DETAIL SECTION - VERTICAL METAL CLADDING
SCALE1:5 DOOR HEAD WAT03



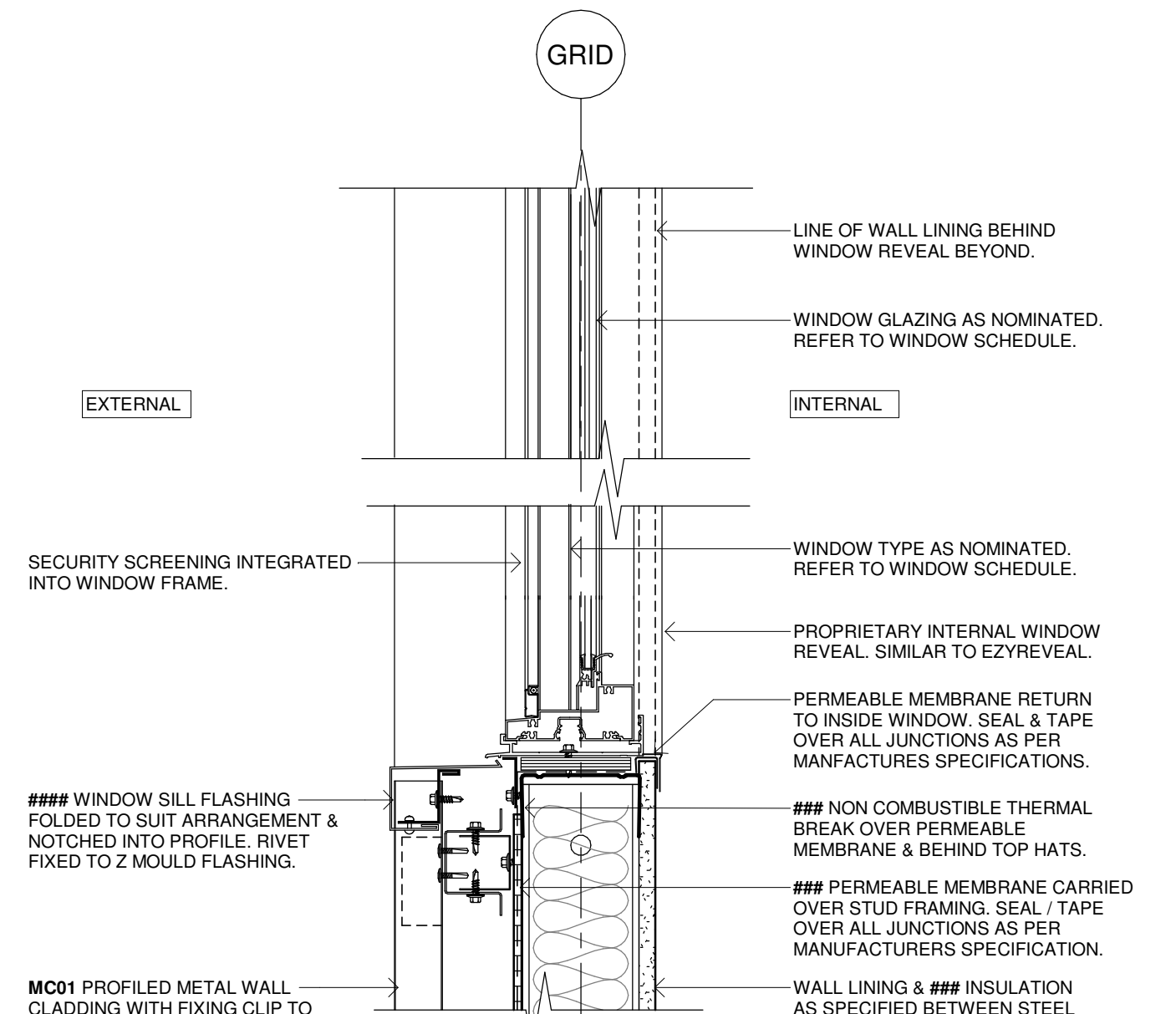
17 DETAIL SECTION - VERTICAL METAL CLADDING
SCALE1:5 WINDOW HEAD - WAT02



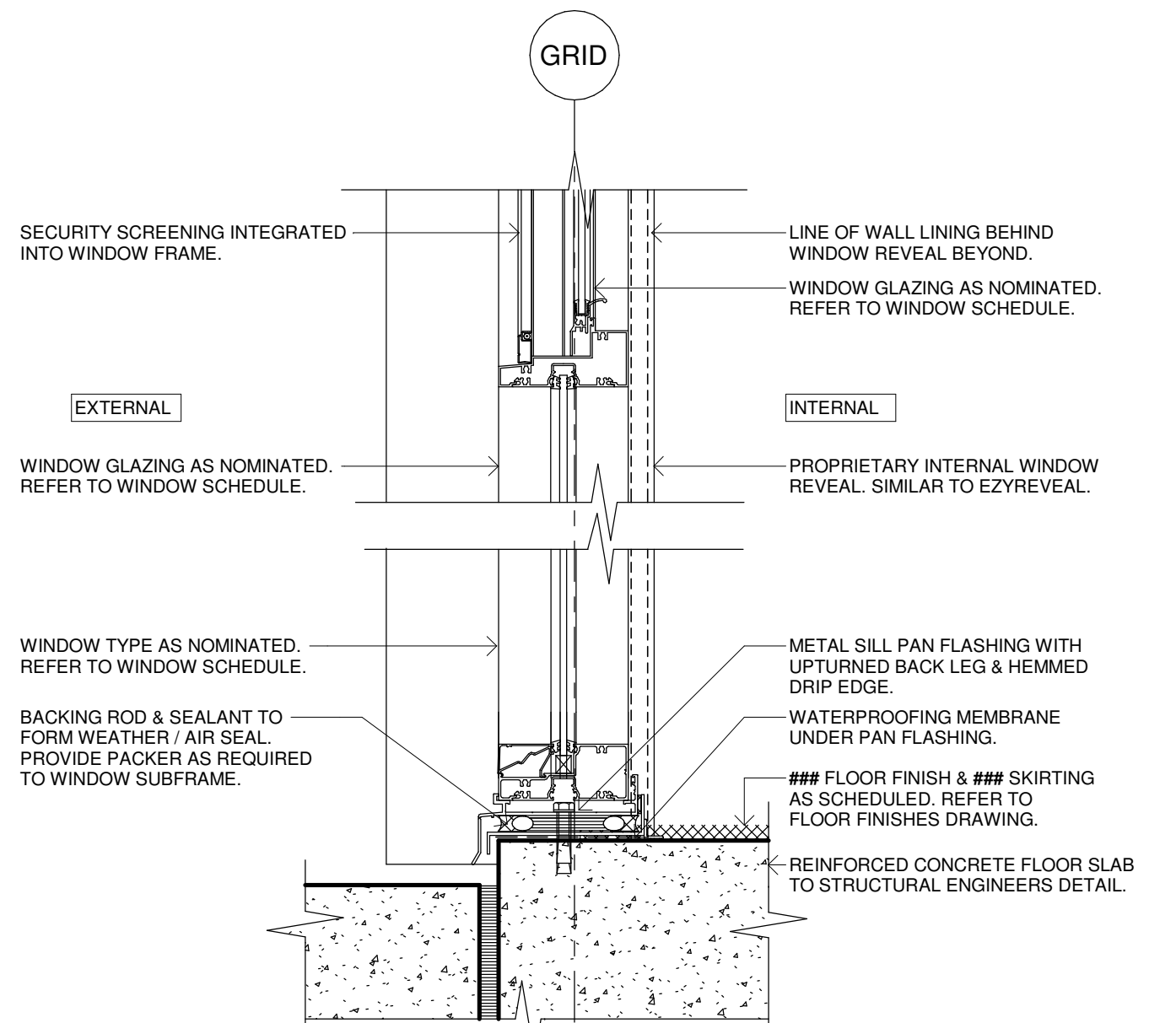
12 DETAIL SECTION - VERTICAL METAL CLADDING
SCALE1:5 WINDOW BASE JUNCTION WAT01



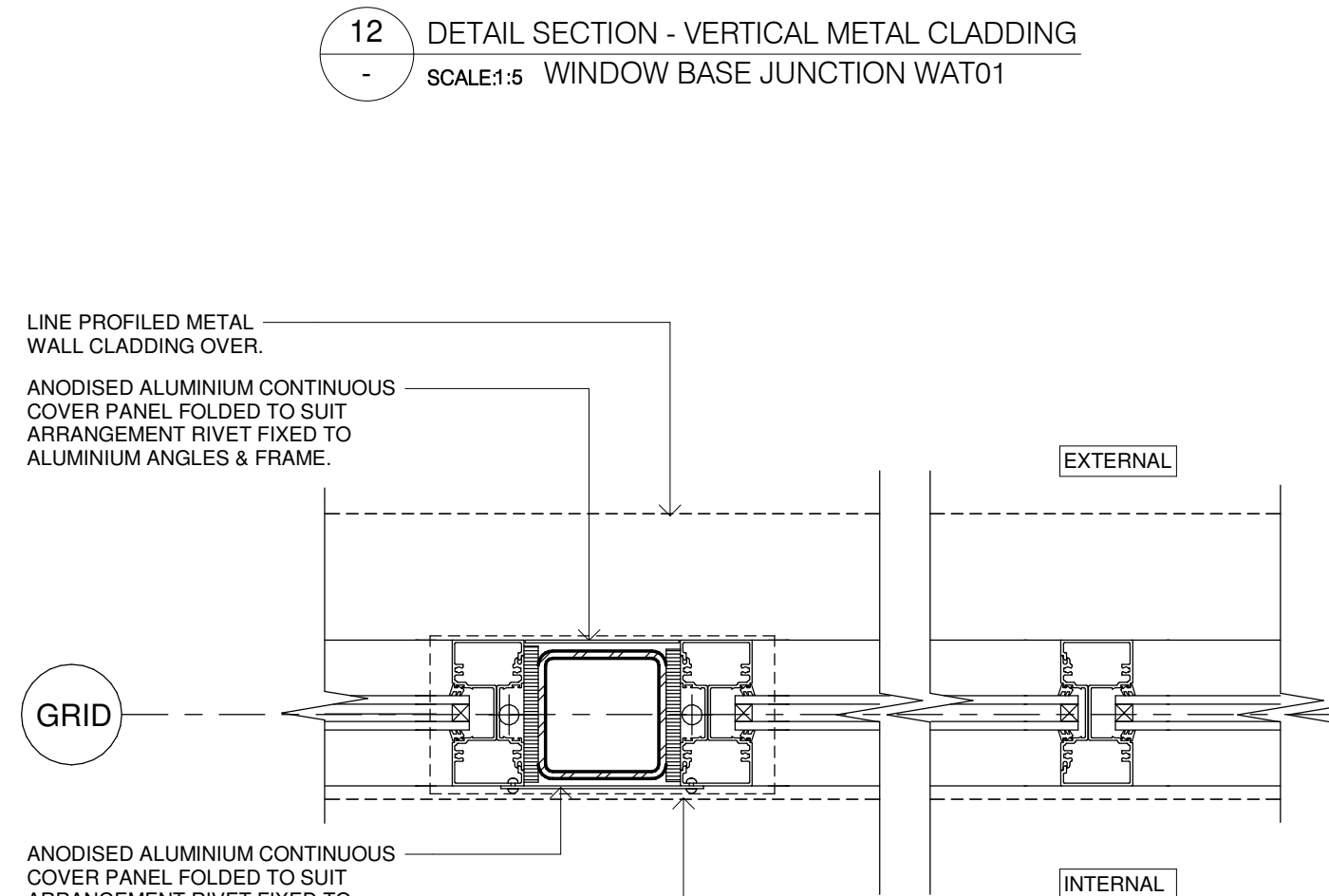
14 DETAIL SECTION - VERTICAL METAL CLADDING
SCALE1:5 DOOR BASE JUNCTION - WAT03



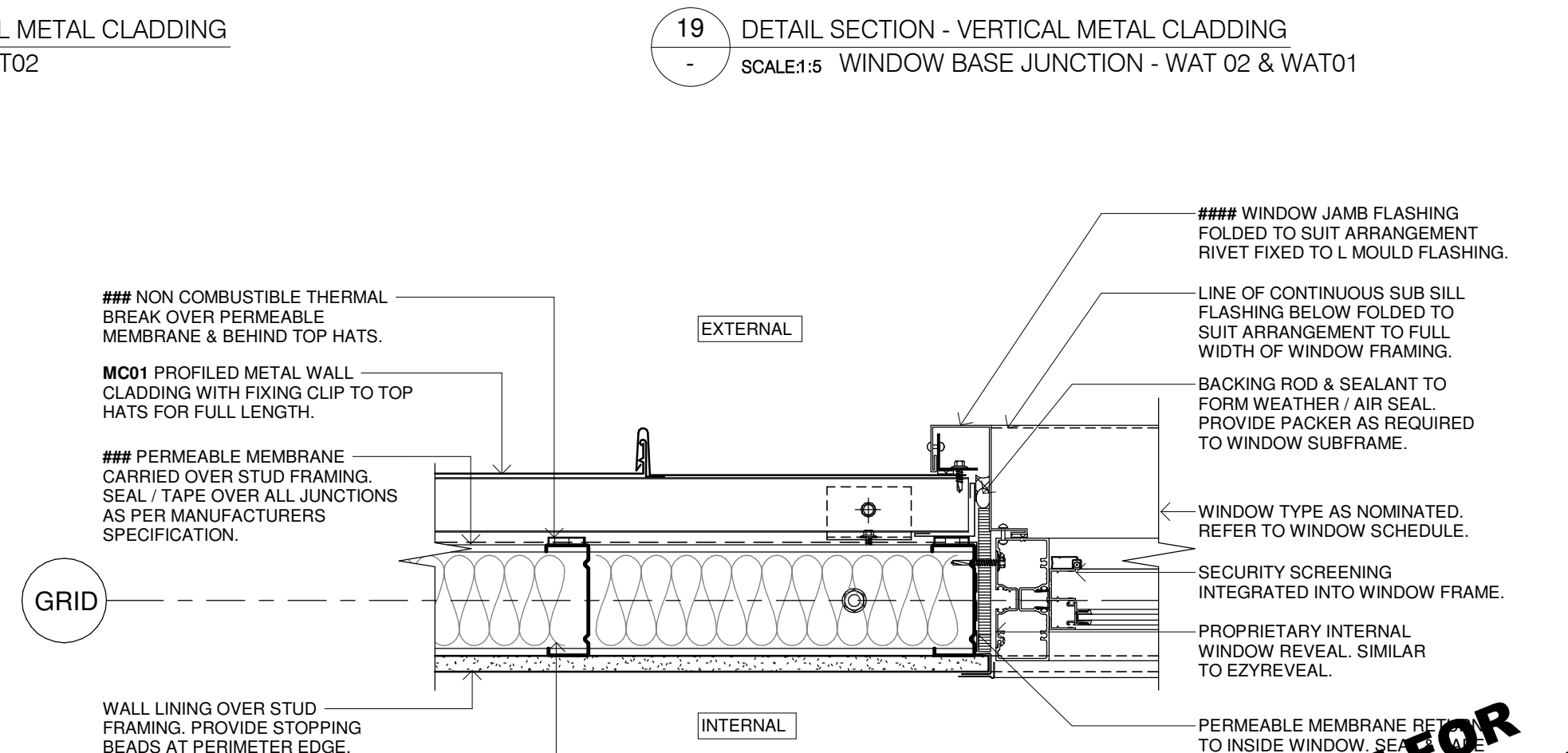
18 DETAIL SECTION - VERTICAL METAL CLADDING
SCALE1:5 WINDOW SILL - WAT02



19 DETAIL SECTION - VERTICAL METAL CLADDING
SCALE1:5 WINDOW BASE JUNCTION - WAT 02 & WAT01



15 DETAIL PLAN - VERTICAL METAL CLADDING
SCALE1:5 WINDOW & DOOR SUITE JAMB - WAT01 & WAT03



16 DETAIL PLAN - VERTICAL METAL CLADDING
SCALE1:5 WINDOW JAMB - WAT02 & WAT01

Issue No.	Date	Description	Chkd
P1	04/07/2023	95% DESIGN DEVELOPMENT	JV
P2	28/09/2023	90% DD ISSUE	JV

Changes to this Revision
FCC

PROJECT MANAGER
NSW PUBLIC WORKS ADVISORY
James Smith
0408 694 063
james.smith@pwa.nsw.gov.au

ARCHITECT, INTERIORS, LANDSCAPE
NBRS
John Vasco
4 Glen Street, Milsons Point, NSW 2061
02 9922 2344
john.vasco@nbns.com.au

STRUCTURAL
NORTHROP
Rory Dale
Level 11, 345 George Street Sydney NSW 2000
02 9241 4188
rdale@northrop.com.au

CIVIL
NORTHROP
Joel DiFonzo
Level 11, 345 George Street Sydney NSW 2000
02 9156 3029
JDiFonzo@northrop.com.au

BUILDING SERVICES
NORTHROP
Brandon Shuttler
Level 2, 3 Horwood Place, Parramatta, NSW 2150
02 9156 3013
BShuttler@northrop.com.au

NCC CONSULTANT
MBC GROUP
Seb Howe
Suite 3/18 Sydney Rd, Manly NSW 2095
02 9939 1530
showe@mbc-group.com.au

Drawing Title
WINDOW & DOOR DETAILS - FCC - SHEET 01

Project
NSW RURAL FIRE SERVICE

Multiple Sites
for
NSW RURAL FIRE SERVICE



NBRS
+61 2 9922 2344
Nominated Architect:
Andrew Duffin NSW 5602
NBRS & Partners Pty Ltd VIC 51197
Any form of replication of this drawing in full or in part without the written permission of NBRS-PARTNERS Pty Ltd constitutes an infringement of the copyright.

nbns.com.au

ABN 16 002 247 565

Date 4/10/2023 2:12:07 PM
Scale 1:5 @ A1

Drawing Reference
22281-NBRS-A-FCC-DD-5311

Revision
P2

NOT FOR CONSTRUCTION

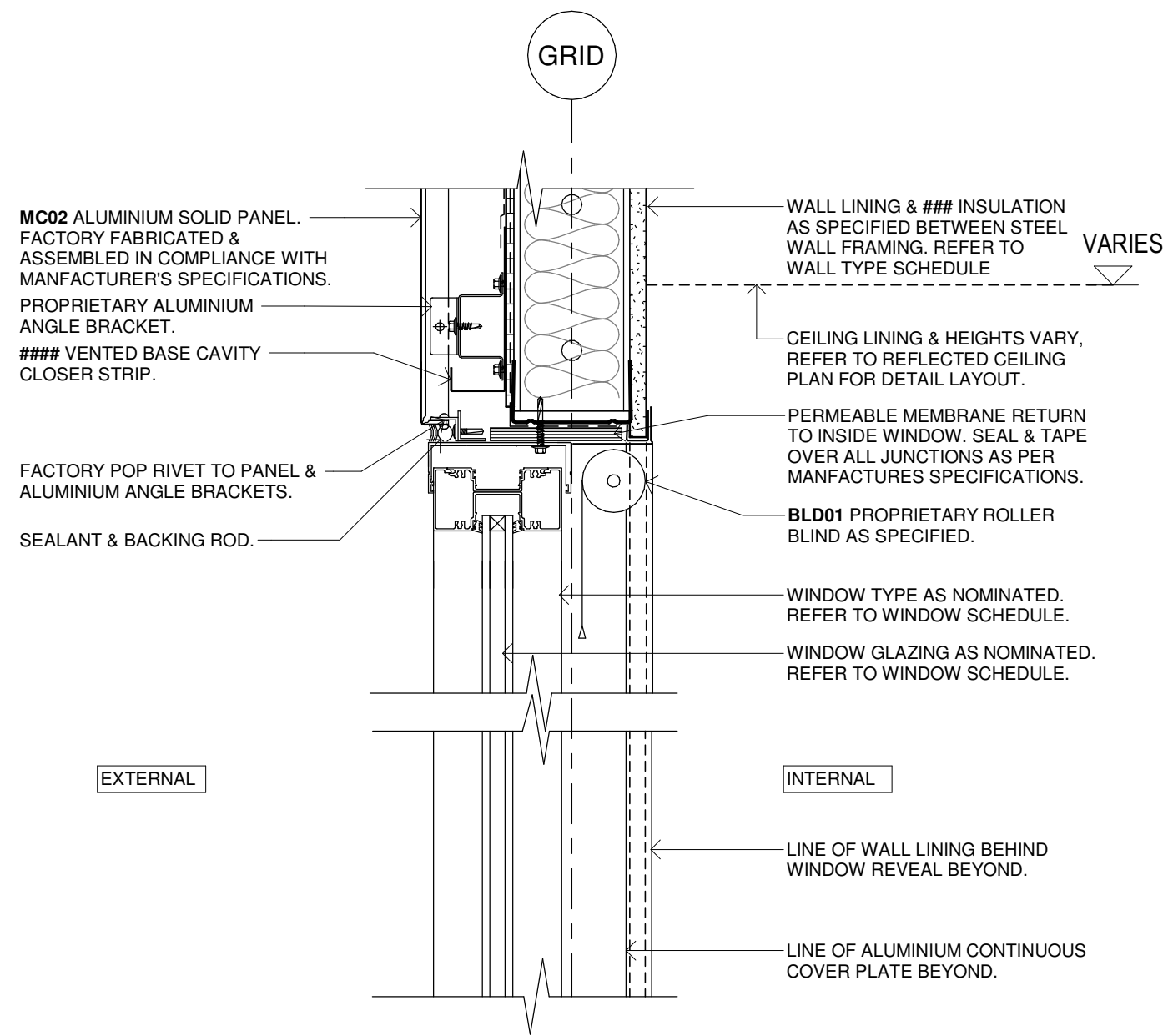
READ THESE DRAWINGS IN CONJUNCTION WITH ALL ARCHITECTURAL & OTHER CONSULTANTS DRAWINGS & SPECIFICATIONS & WITH SUCH OTHER WRITTEN INSTRUCTIONS AS ISSUED DURING THE COURSE OF CONTRACT. REFER ANY DISCREPANCIES TO THE ARCHITECT FOR DECISION BEFORE PROCEEDING WITH THE WORKS.

DO NOT SCALE FROM THE DRAWINGS. VERIFY ALL DIMENSIONS & LEVELS FOR SETTING OUT & OFF-SITE WORKS BEFORE CONSTRUCTION & FABRICATION BEGIN. UNLESS NOTED OTHERWISE ALL DIMENSIONS ARE IN MILLIMETERS.

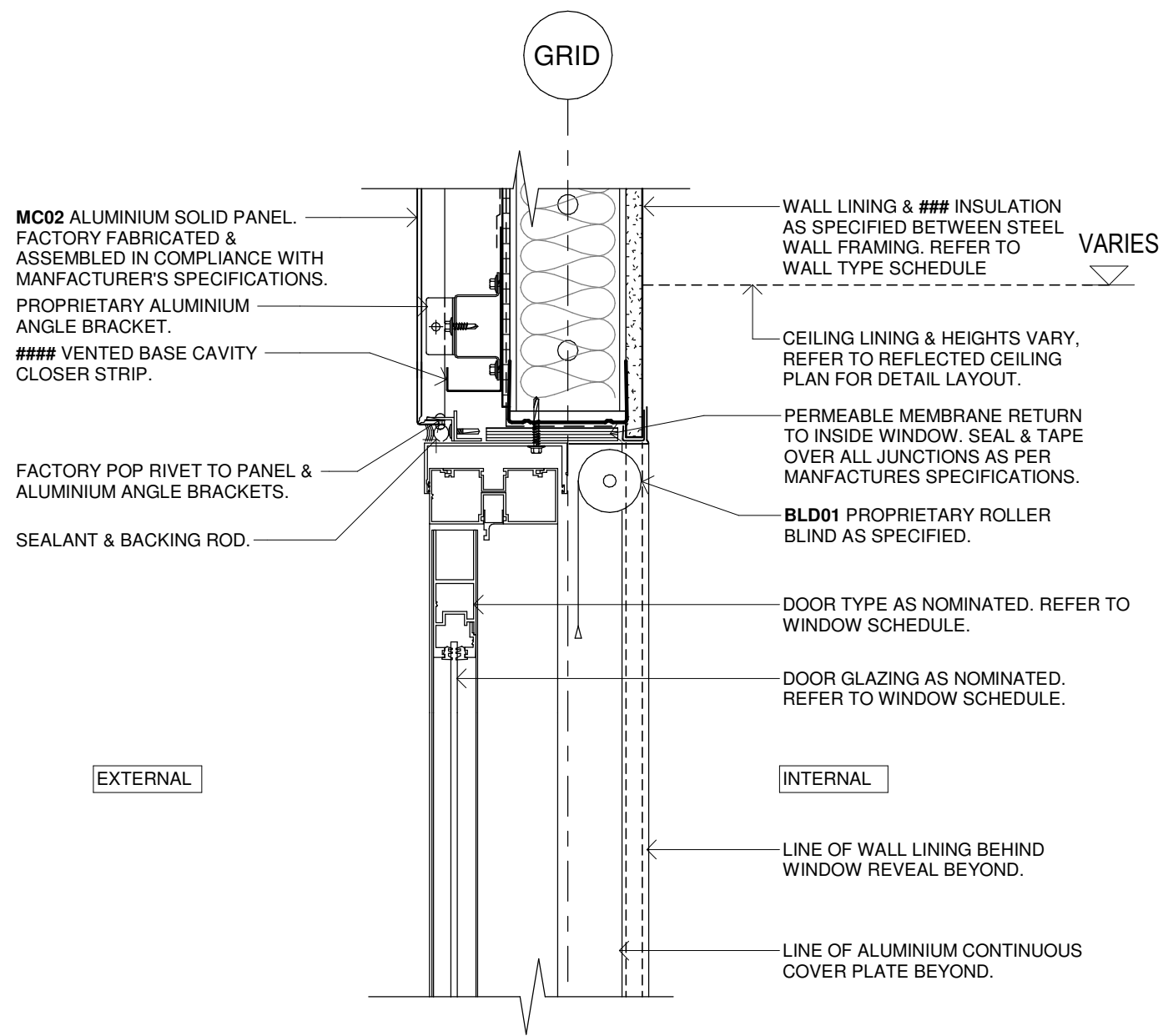
EXTERNAL SITE WORKS & SITE LEVELS WILL VARY. VERIFY ALL LEVELS FROM CORRESPONDING SITE PACKAGES (ARCHITECTURAL, LANDSCAPE & CIVIL) FOR COMPREHENSIVE INFORMATION.

ALL STRUCTURAL SHOWN FOR ILLUSTRATION PURPOSES & SETOUT ONLY. REFER TO STRUCTURAL ENGINEERS DRAWINGS FOR SIZES & CONNECTION DETAILS.

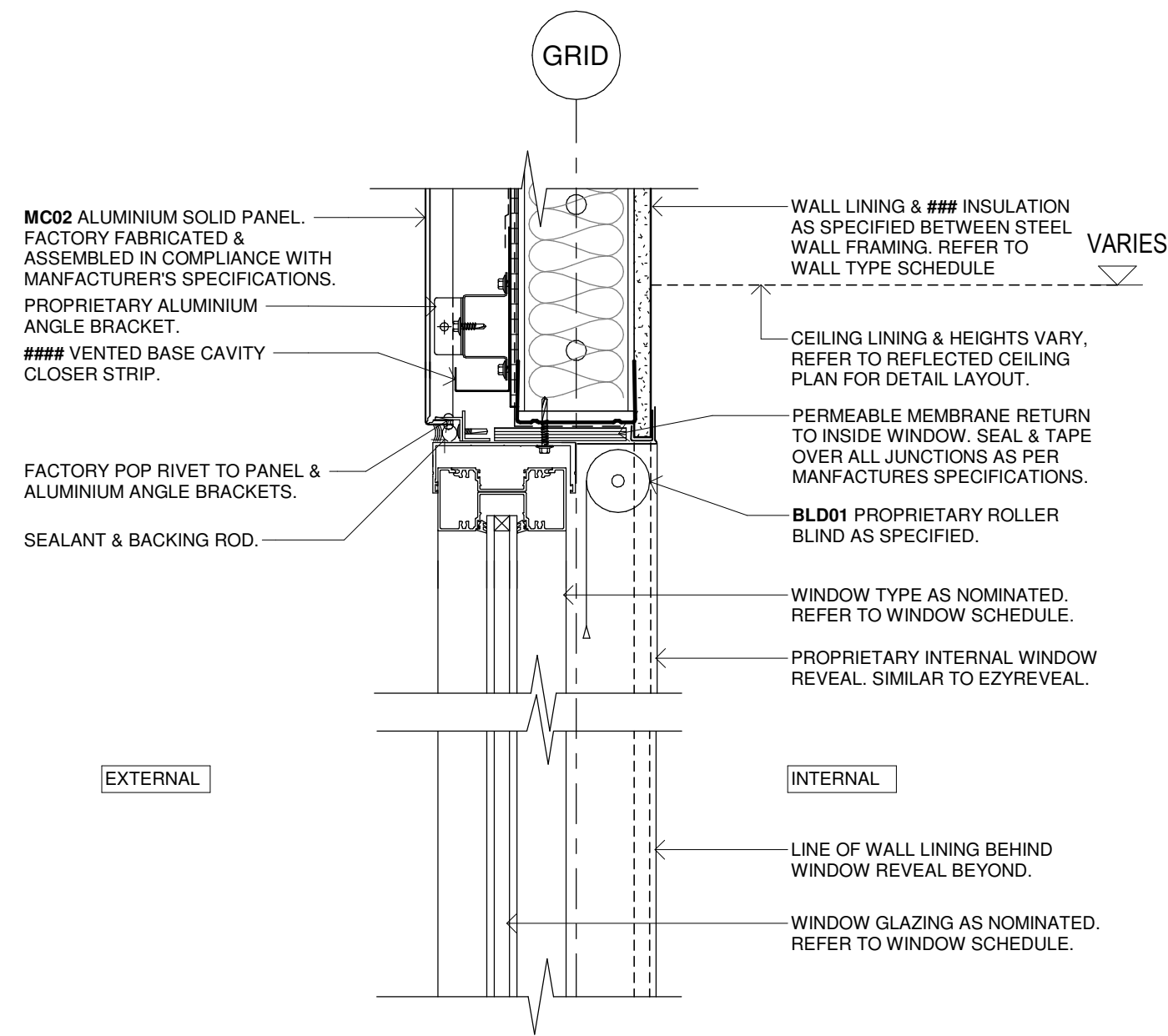
THESE DETAIL DRAWINGS ARE ALSO TO BE READ IN CONJUNCTION WITH ARCHITECTURAL, DOOR & WINDOW DRAWINGS SERIES PACKAGE 8600s



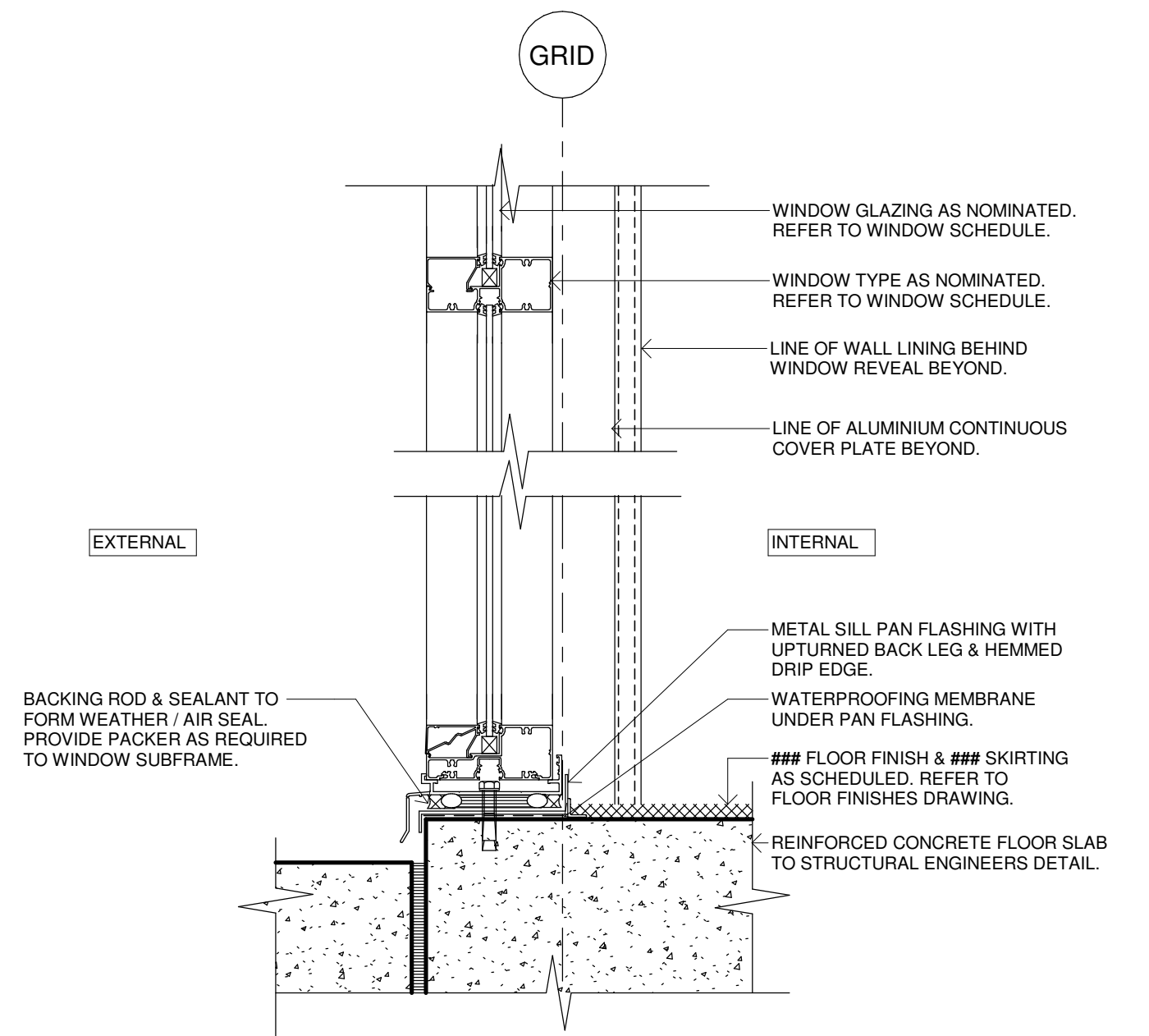
21 DETAIL SECTION - ALUMINIUM SOLID PANELS
SCALE:1:5 WINDOW HEAD - WAT01



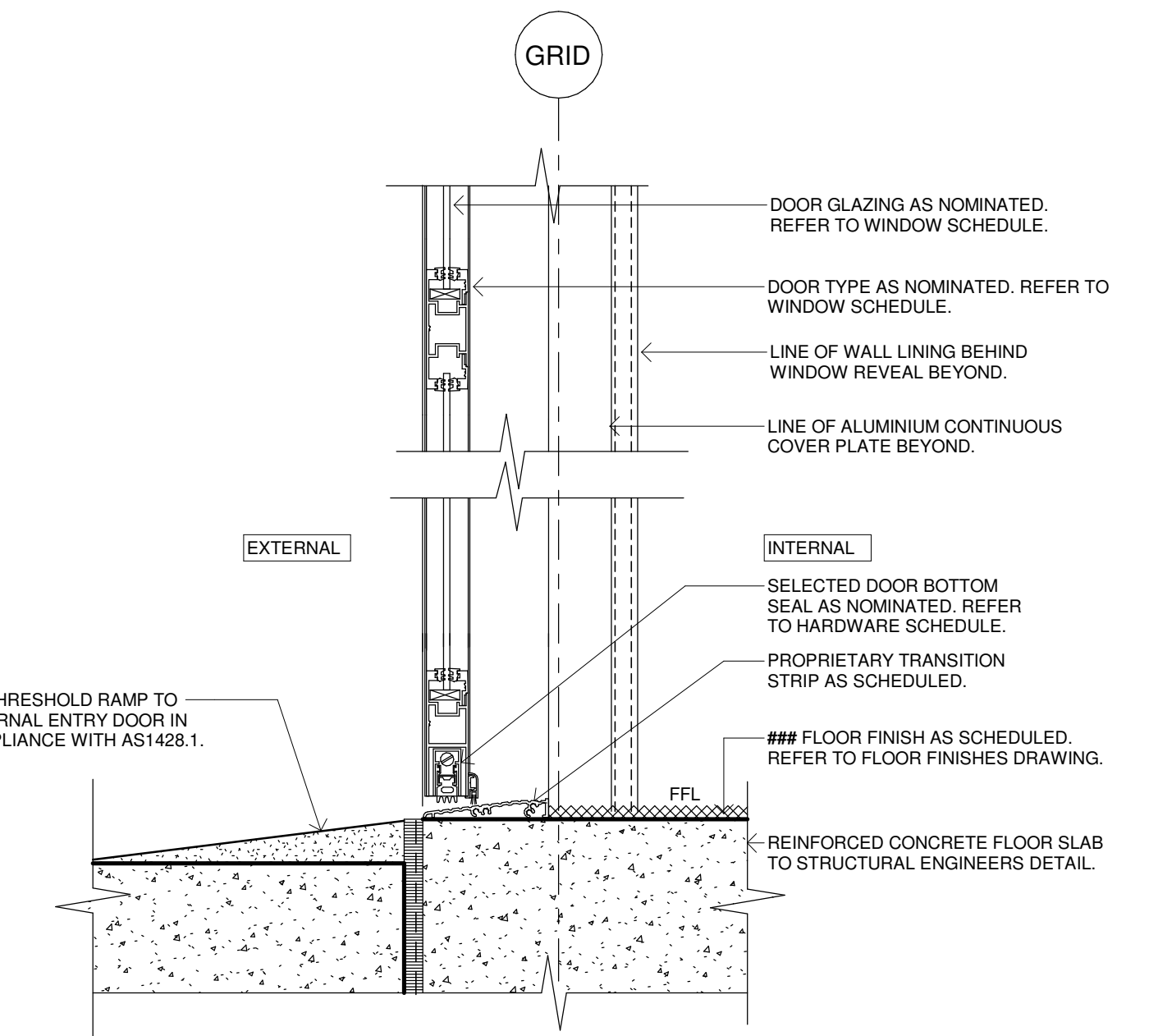
23 DETAIL SECTION - ALUMINIUM SOLID PANELS
SCALE:1:5 DOOR HEAD - WAT03



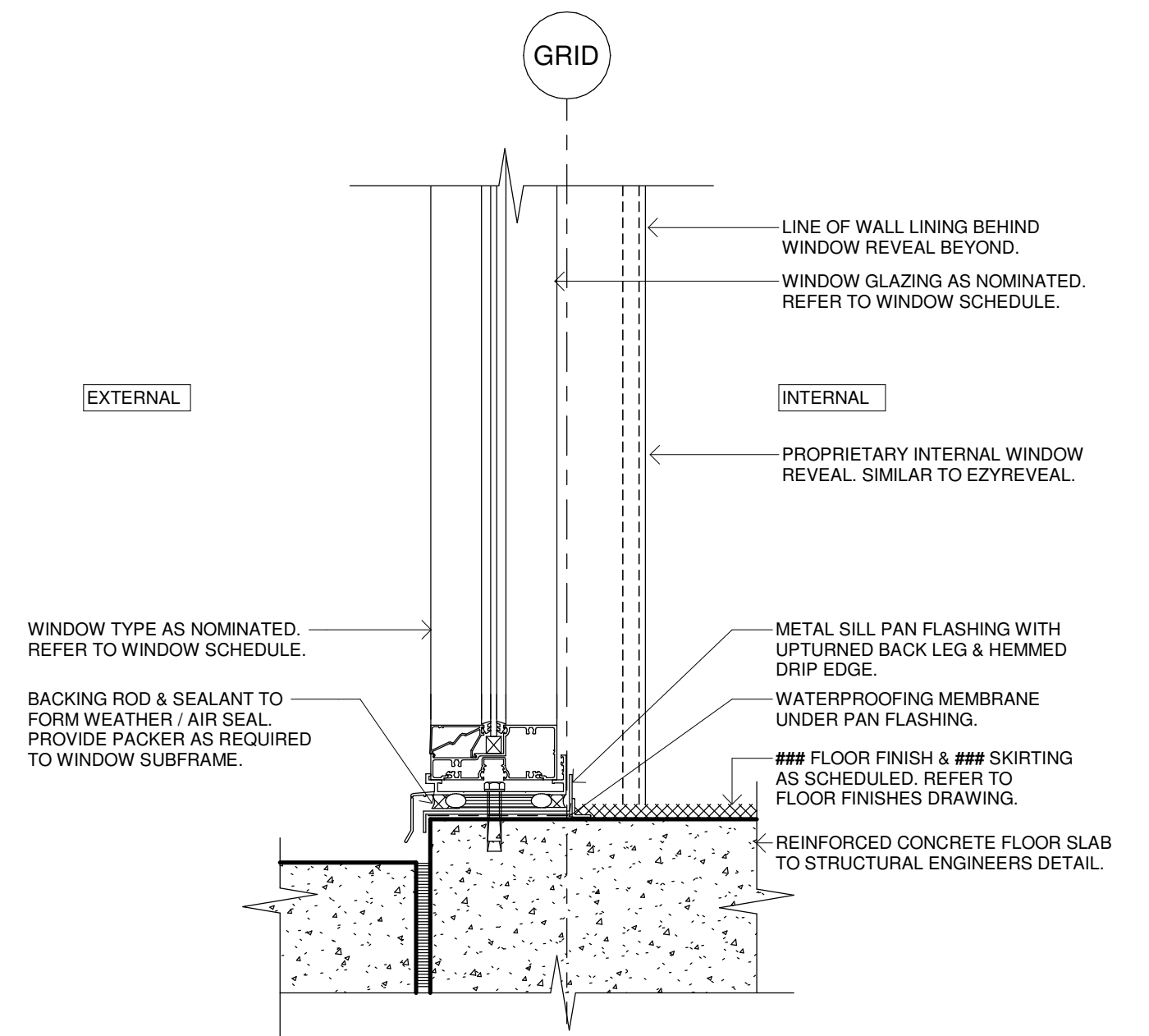
26 DETAIL SECTION - ALUMINIUM SOLID PANELS
SCALE:1:5 WINDOW HEAD - WAT01



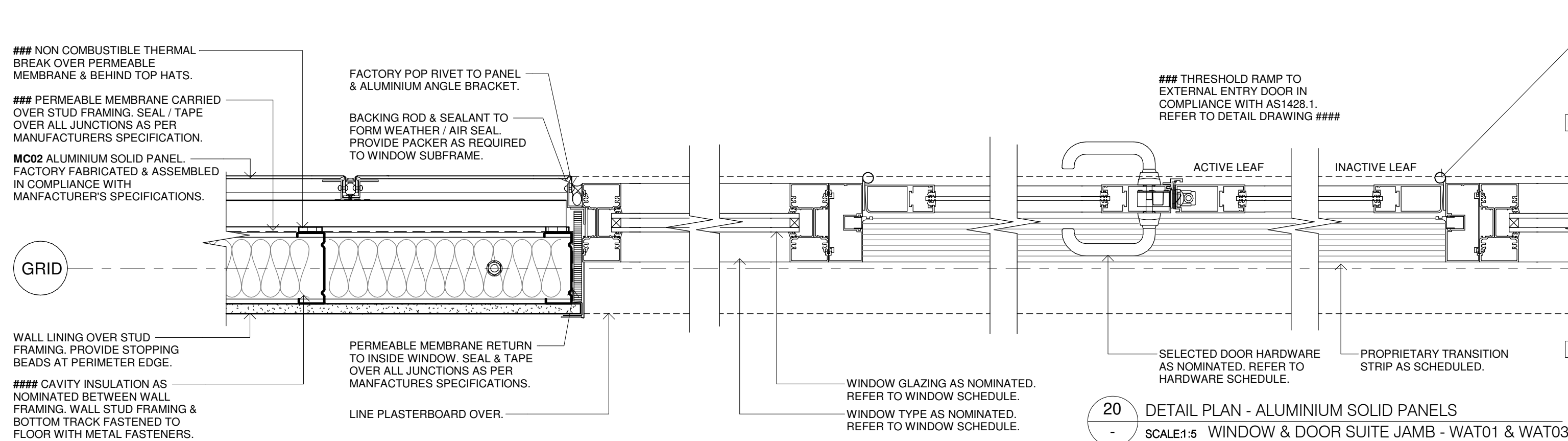
22 DETAIL SECTION - ALUMINIUM SOLID PANELS
SCALE:1:5 WINDOW BASE JUNCTION - WAT01



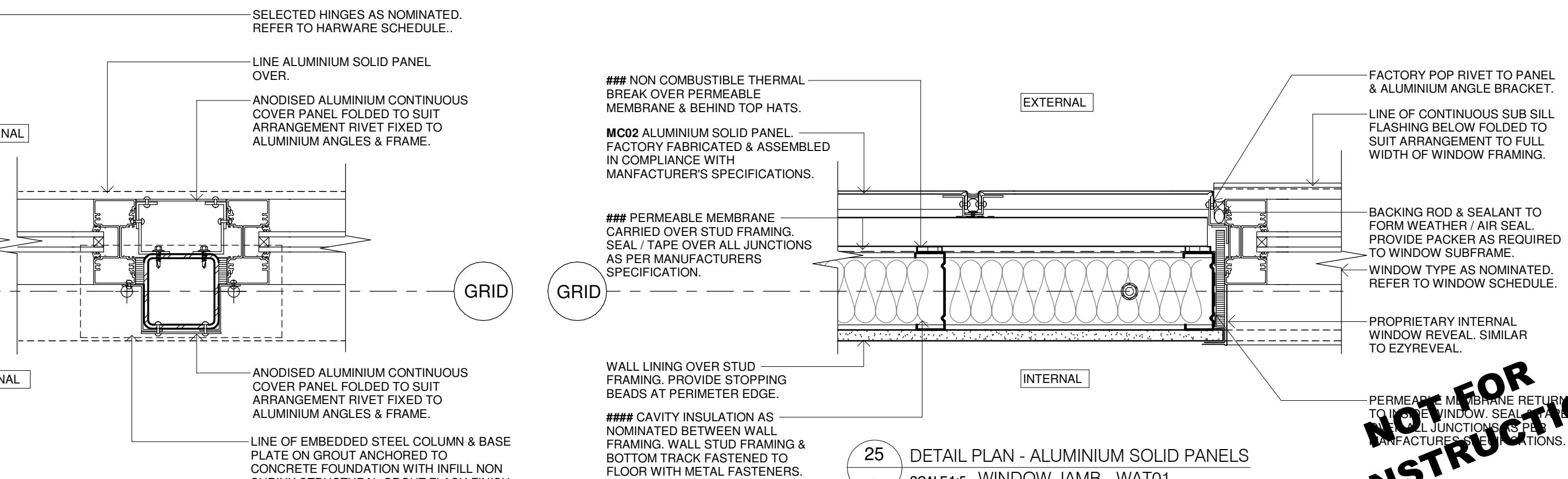
24 DETAIL SECTION - ALUMINIUM SOLID PANELS
SCALE:1:5 DOOR BASE JUNCTION - WAT03



27 DETAIL SECTION - ALUMINIUM SOLID PANELS
SCALE:1:5 WINDOW BASE JUNCTION - WAT01



20 DETAIL PLAN - ALUMINIUM SOLID PANELS
SCALE:1:5 WINDOW & DOOR SUITE JAMB - WAT01 & WAT03



25 DETAIL PLAN - ALUMINIUM SOLID PANELS
SCALE:1:5 WINDOW JAMB - WAT01

Issue			
No.	Date	Description	Chkd
P1	04/07/2023	95% DESIGN DEVELOPMENT	JV
P2	28/09/2023	90% DD ISSUE	JV

Changes to this Revision
FCC

PROJECT MANAGER
NSW PUBLIC WORKS ADVISORY
James Smith
0408 694 063
james.smith@pwa.nsw.gov.au

ARCHITECT, INTERIORS, LANDSCAPE
NBRS
John Vasco
4 Glen Street, Milsons Point, NSW 2061
02 9922 2344
john.vasco@nb.rs.com.au

STRUCTURAL
NORTHROP
Rory Dale
Level 11, 345 George Street Sydney NSW 2000
02 9241 4188
rdale@northrop.com.au

CIVIL
NORTHROP
Joel DiFonzo
Level 11, 345 George Street Sydney NSW 2000
02 9156 3229
JDiFonzo@northrop.com.au

BUILDING SERVICES
NORTHROP
Brandon Shuttler
Level 2, 3 Horwood Place, Parramatta, NSW 2150
02 9156 3013
bshuttler@northrop.com.au

NCC CONSULTANT
MBC GROUP
Seb Howe
Suite 3/18 Sydney Rd, Manly NSW 2095
02 9939 1530
showe@mbc-group.com.au

Drawing Title
WINDOW & DOOR DETAILS - FCC -
SHEET 02

Project
NSW RURAL FIRE SERVICE

Multiple Sites
for
NSW RURAL FIRE SERVICE



NBRS
+61 2 9922 2344
Nominated Architect:
Andrew Duffin NSW 5602
NBRS & Partners Pty Ltd VIC 51197

nb.rs.com.au

ABN 16 002 247 565

Drawing Reference
22281-NBRS-A-FCC-DD-5312

Revision
P2

Scale
1:5 @ A1

NOT FOR CONSTRUCTION

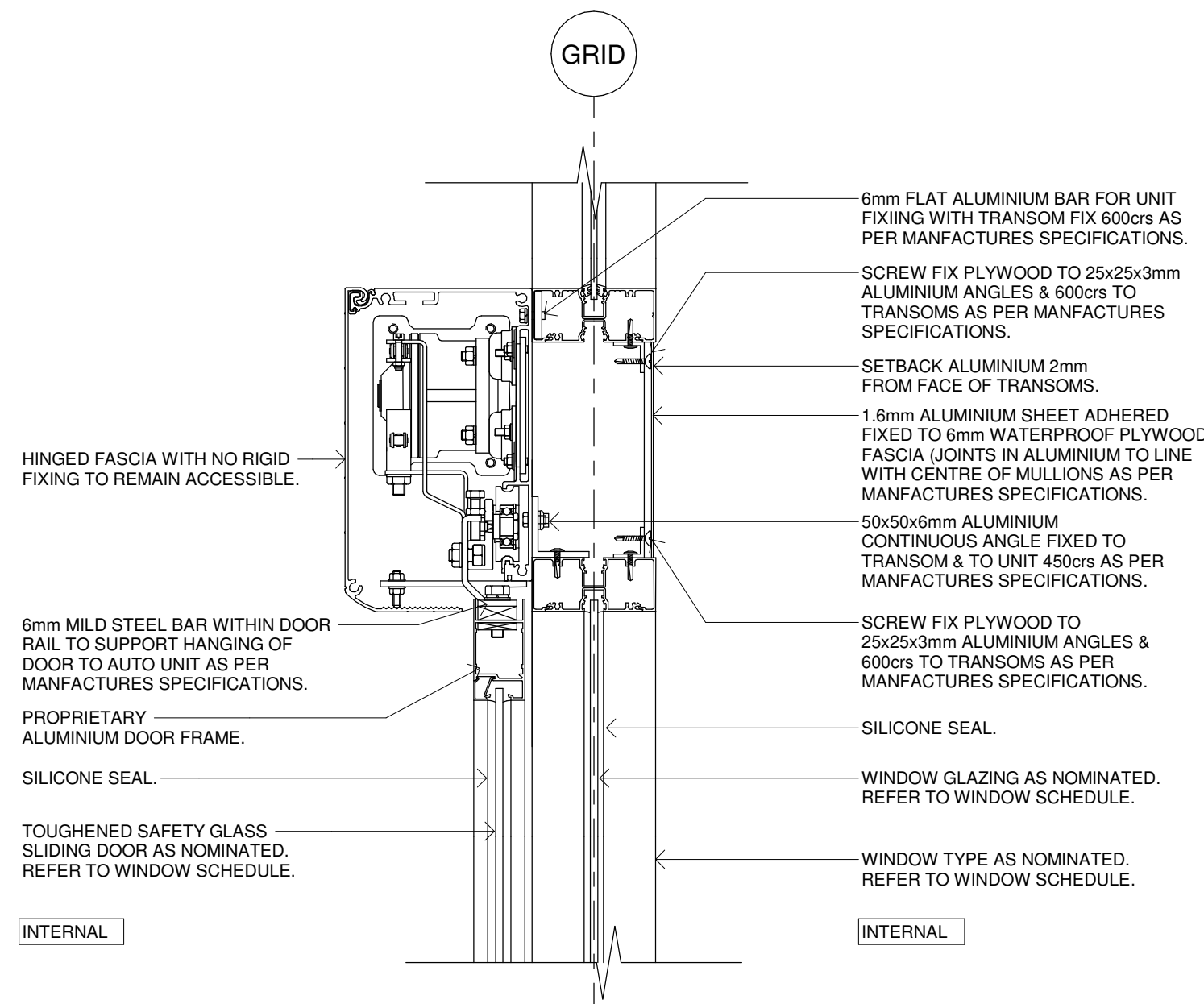
READ THESE DRAWINGS IN CONJUNCTION WITH ALL ARCHITECTURAL & OTHER CONSULTANTS DRAWINGS & SPECIFICATIONS & WITH SUCH OTHER WRITTEN INSTRUCTIONS AS ISSUED DURING THE COURSE OF CONTRACT. REFER ANY DISCREPANCIES TO THE ARCHITECT FOR DECISION BEFORE PROCEEDING WITH THE WORKS.

DO NOT SCALE FROM THE DRAWINGS. VERIFY ALL DIMENSIONS & LEVELS FOR SETTING OUT & OFF-SITE WORKS BEFORE CONSTRUCTION & FABRICATION BEGIN. UNLESS NOTED OTHERWISE ALL DIMENSIONS ARE IN MILLIMETERS.

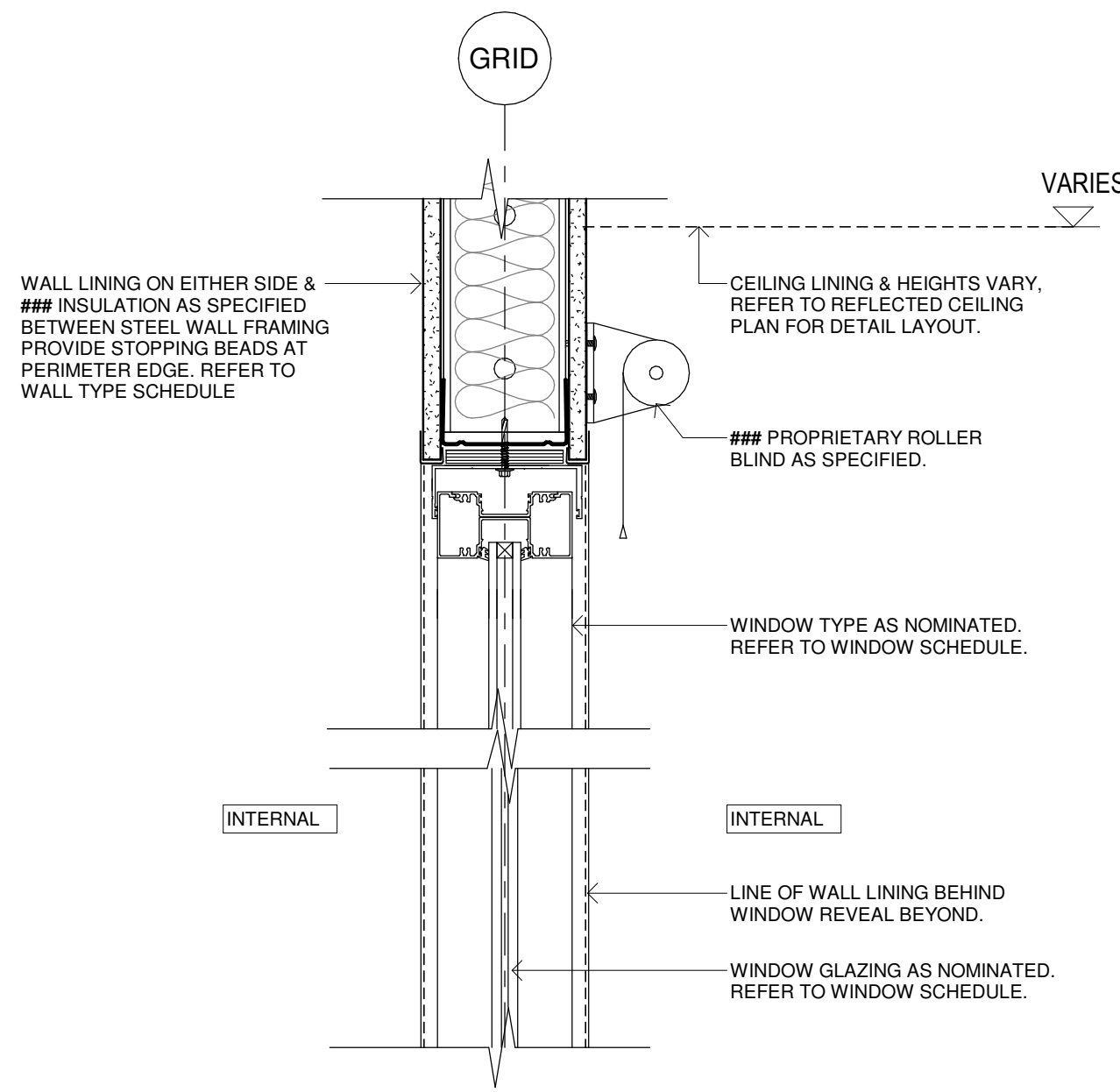
EXTERNAL SITE WORKS & SITE LEVELS WILL VARY. VERIFY ALL LEVELS FROM CORRESPONDING SITE PACKAGES (ARCHITECTURAL, LANDSCAPE & CIVIL) FOR COMPREHENSIVE INFORMATION.

ALL STRUCTURAL SHOWN FOR ILLUSTRATION PURPOSES & SETOUT ONLY. REFER TO STRUCTURAL ENGINEERS DRAWINGS FOR SIZES & CONNECTION DETAILS.

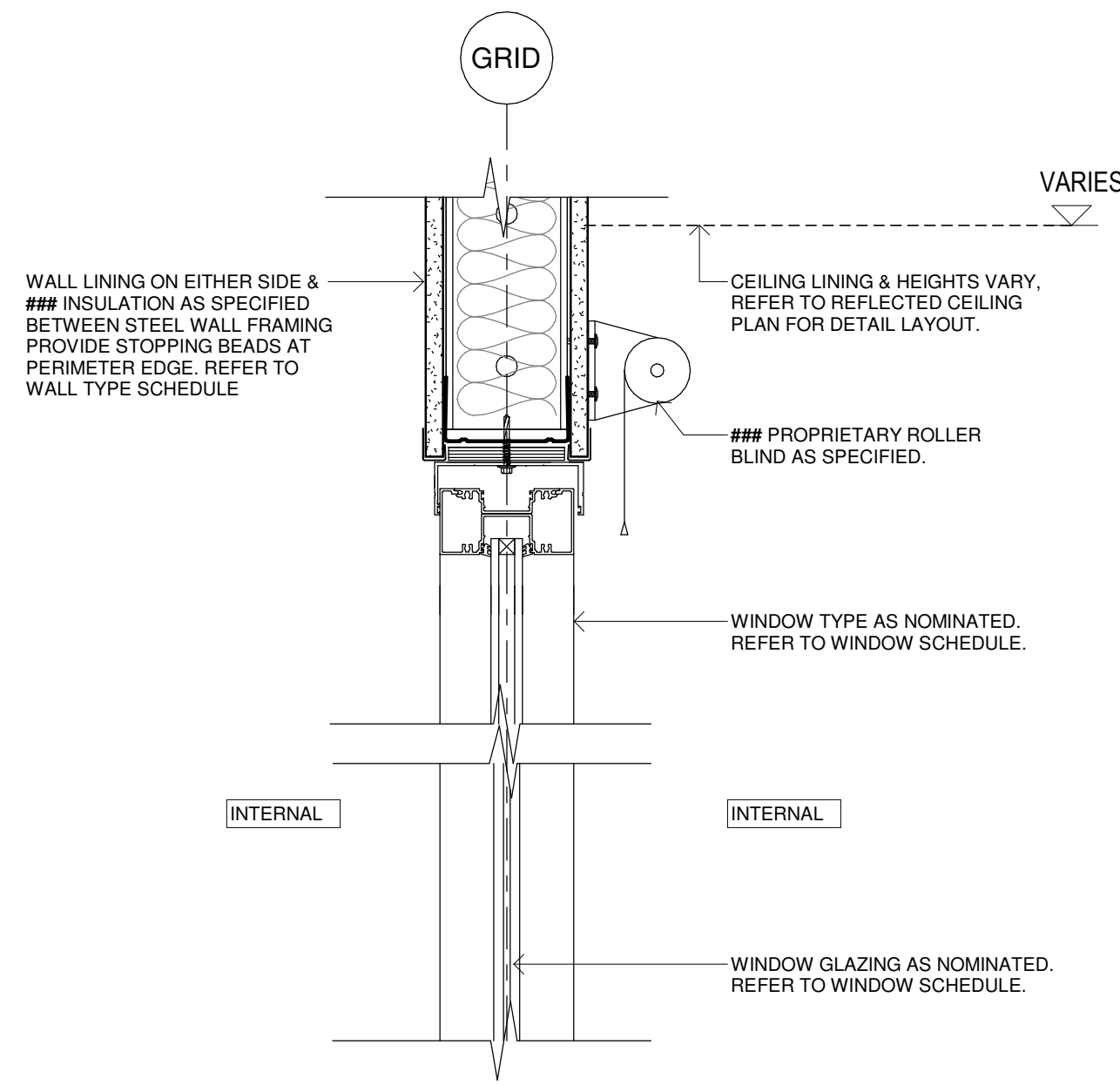
THESE DETAIL DRAWINGS ARE ALSO TO BE READ IN CONJUNCTION WITH ARCHITECTURAL, DOOR & WINDOW DRAWINGS SERIES PACKAGE 8600s



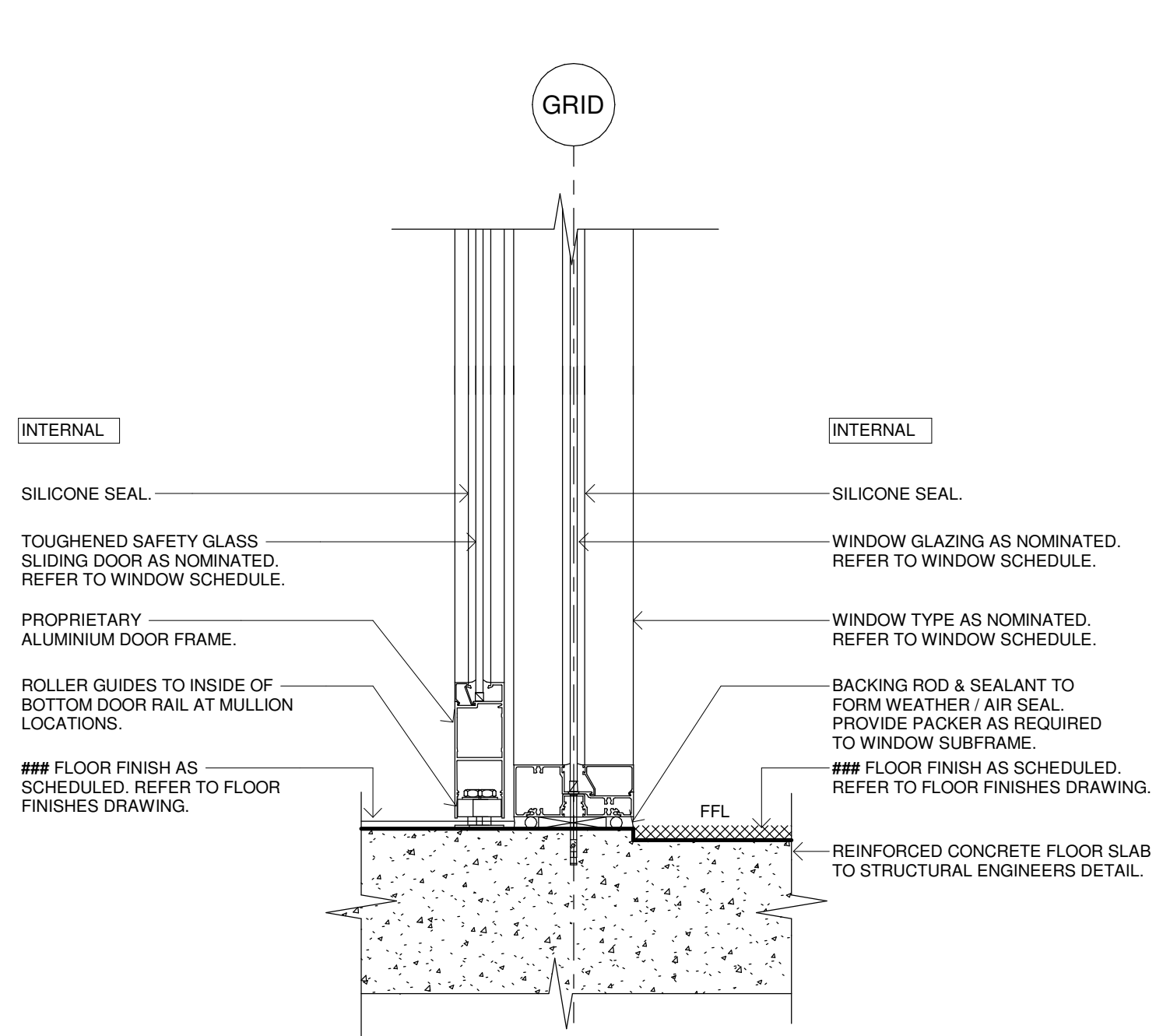
31 DETAIL SECTION - PROPRIETARY AUTOMATIC DOOR OPERATOR
SCALE 1:5 HEAD - WAT04



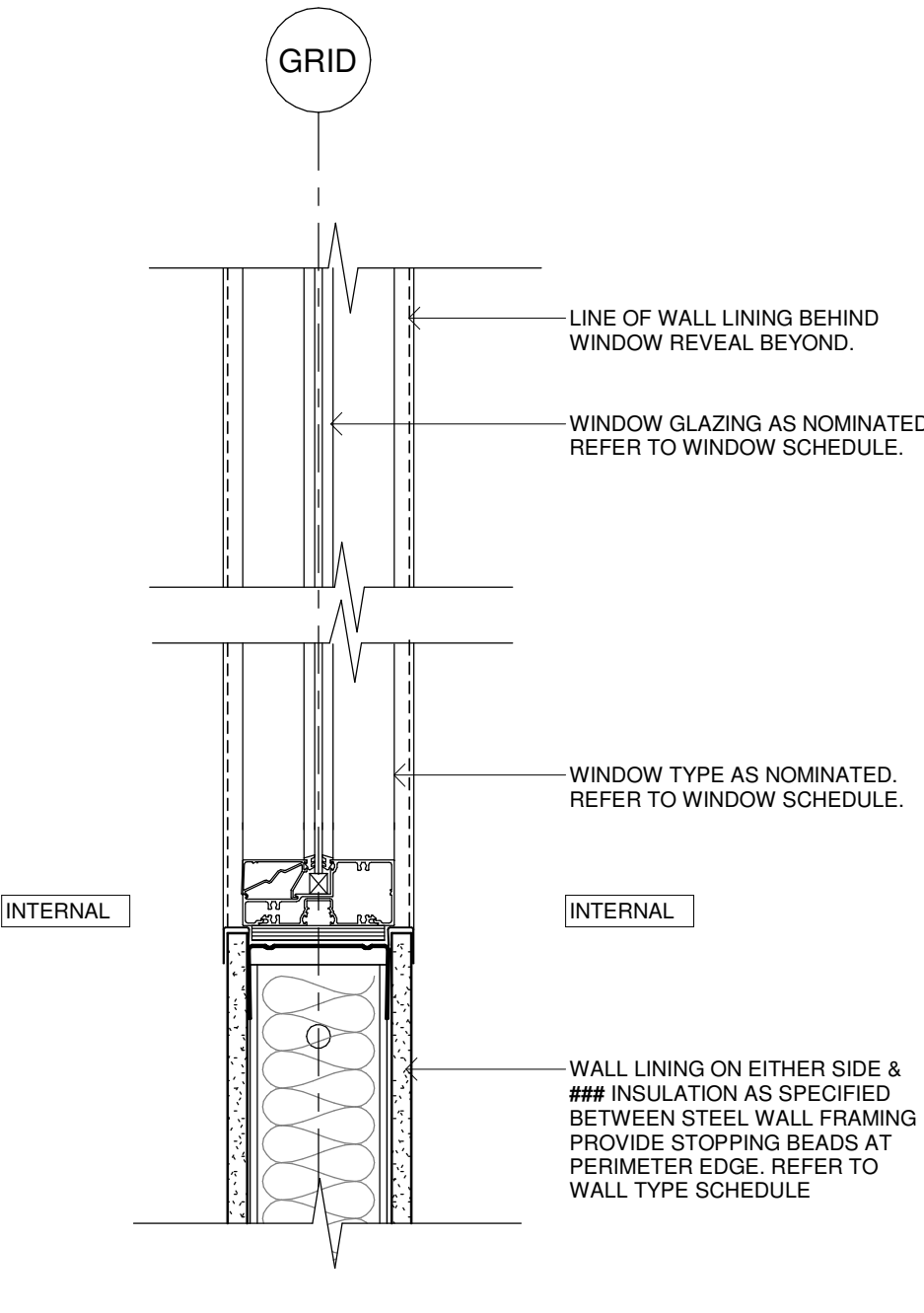
34 DETAIL SECTION - ALUMINIUM INTERNAL
SCALE 1:5 WINDOW HEAD - WAT01



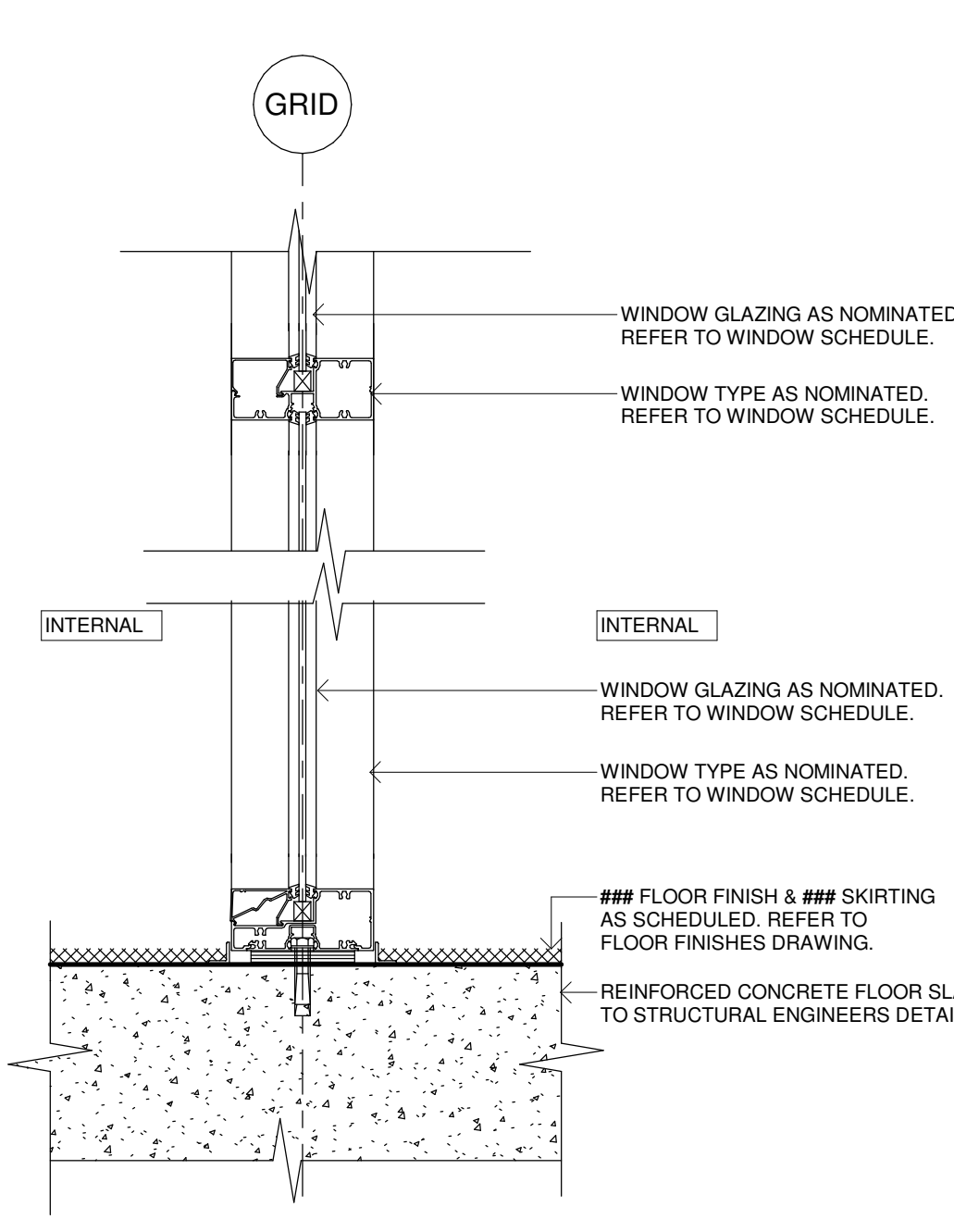
37 DETAIL SECTION - ALUMINIUM INTERNAL WINDOW & DOOR SUITE
SCALE 1:5 WINDOW HEAD - WAT01



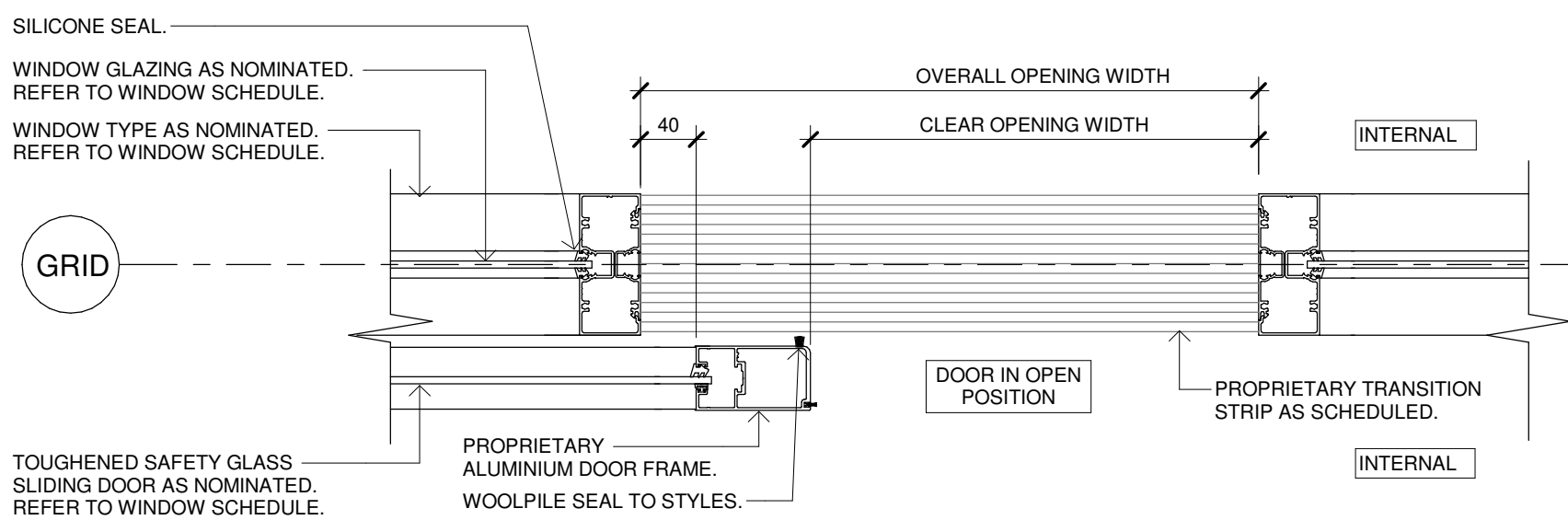
32 DETAIL SECTION - PROPRIETARY AUTOMATIC DOOR OPERATOR
SCALE 1:5 BASE JUNCTION - WAT04



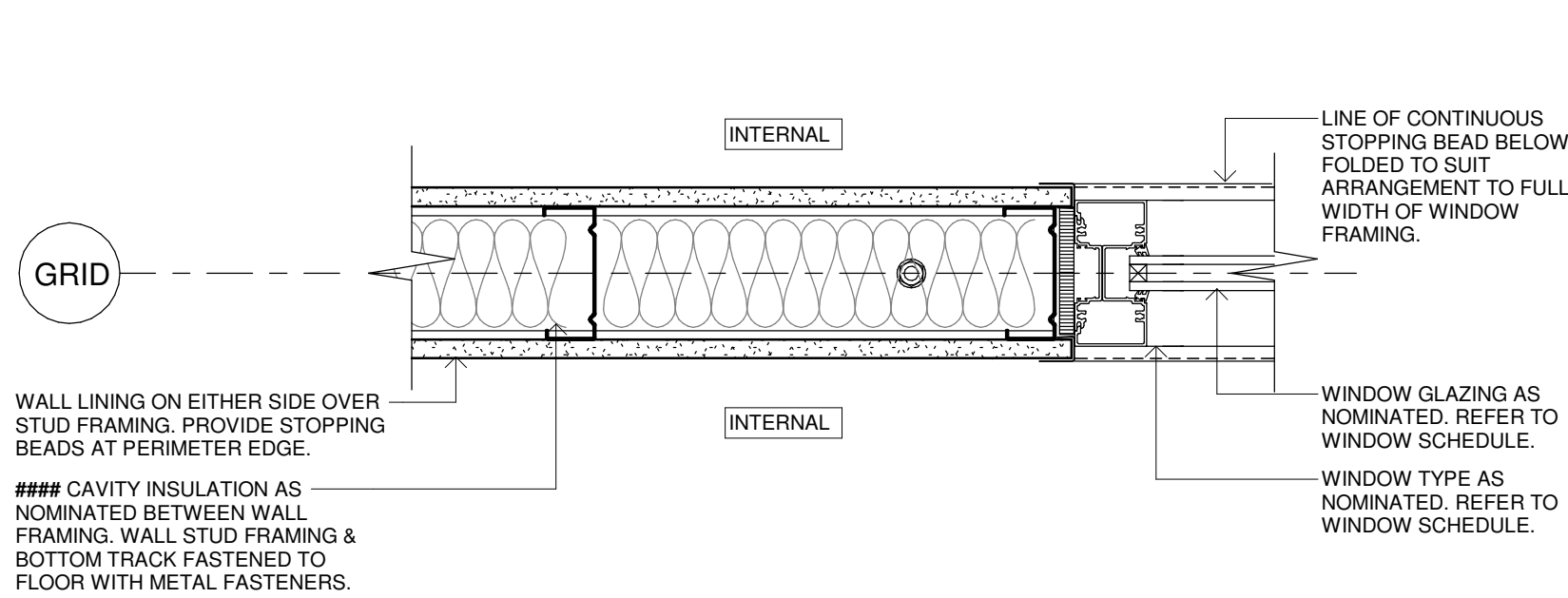
35 DETAIL SECTION - ALUMINIUM INTERNAL
SCALE 1:5 WINDOW SILL - WAT01



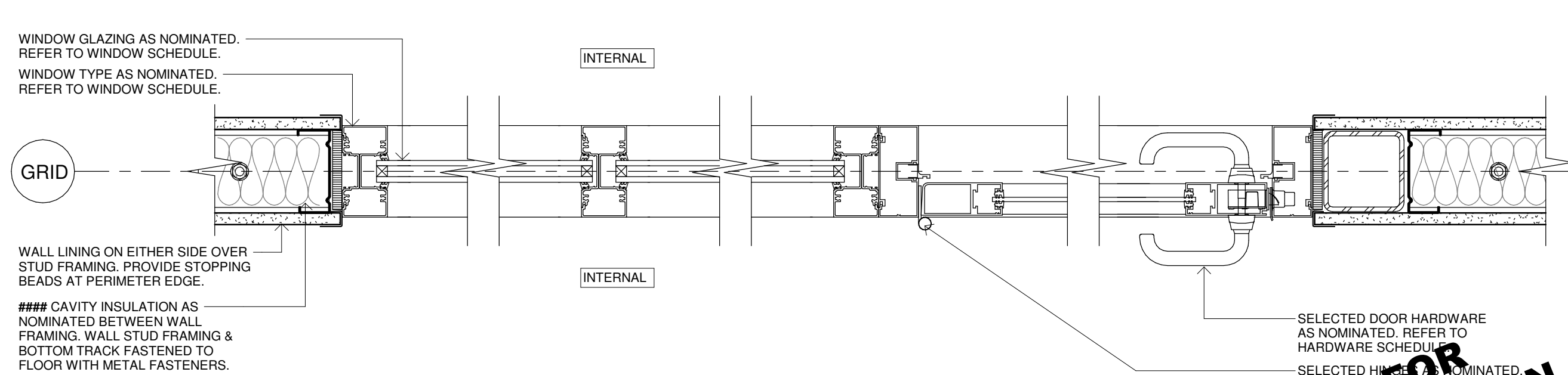
38 DETAIL SECTION - ALUMINIUM INTERNAL WINDOW & DOOR SUITE
SCALE 1:5 BASE JUNCTION - WAT01



30 DETAIL PLAN - PROPRIETARY AUTOMATIC DOOR OPERATOR
SCALE 1:5 JAMB - WAT04



33 DETAIL PLAN - ALUMINIUM INTERNAL
SCALE 1:5 WINDOW JAMB



36 DETAIL PLAN - ALUMINIUM INTERNAL WINDOW & DOOR SUITE
SCALE 1:5 WINDOW JAMB - WAT01

Issue No.	Date	Description	Chkd
P1	04/07/2023	95% DESIGN DEVELOPMENT	JV
P2	28/09/2023	90% DD ISSUE	JV

Changes to this Revision
FCC

PROJECT MANAGER
NSW PUBLIC WORKS ADVISORY
James Smith
0408 694 063
james.smith@pwa.nsw.gov.au

ARCHITECT, INTERIORS, LANDSCAPE
NBRS
John Vasco
4 Glen Street, Milsons Point, NSW 2061
02 9922 2344
john.vasco@nb.rs.com.au

STRUCTURAL
NORTHROP
Rory Dale
Level 11, 345 George Street Sydney NSW 2000
02 9241 4188
Rdale@northrop.com.au

CIVIL
NORTHROP
Joel DiFonzo
Level 11, 345 George Street Sydney NSW 2000
02 9156 3229
JDiFonzo@northrop.com.au

BUILDING SERVICES
NORTHROP
Brandon Shuttler
Level 2, 3 Horwood Place, Parramatta, NSW 2150
02 9156 3013
BShuttler@northrop.com.au

NCC CONSULTANT
MBG GROUP
Seb Howe
Suite 3/18 Sydney Rd, Manly NSW 2095
02 9939 1530
showe@mbg-group.com.au

Drawing Title
WINDOW & DOOR DETAILS - FCC - SHEET 03

Project
NSW RURAL FIRE SERVICE

Multiple Sites
for
NSW RURAL FIRE SERVICE

NBRS
+61 2 9922 2344
Nominated Architect:
Andrew Duffin NSW 5602
NBRS & Partners Pty Ltd VIC 51197



nb.rs.com.au

ABN 16 002 247 565

Date 4/10/2023 2:12:13 PM
Scale 1:5 @ A1

Drawing Reference
22281-NBRS-A-FCC-DD-5313
Revision
P2

NOT FOR CONSTRUCTION

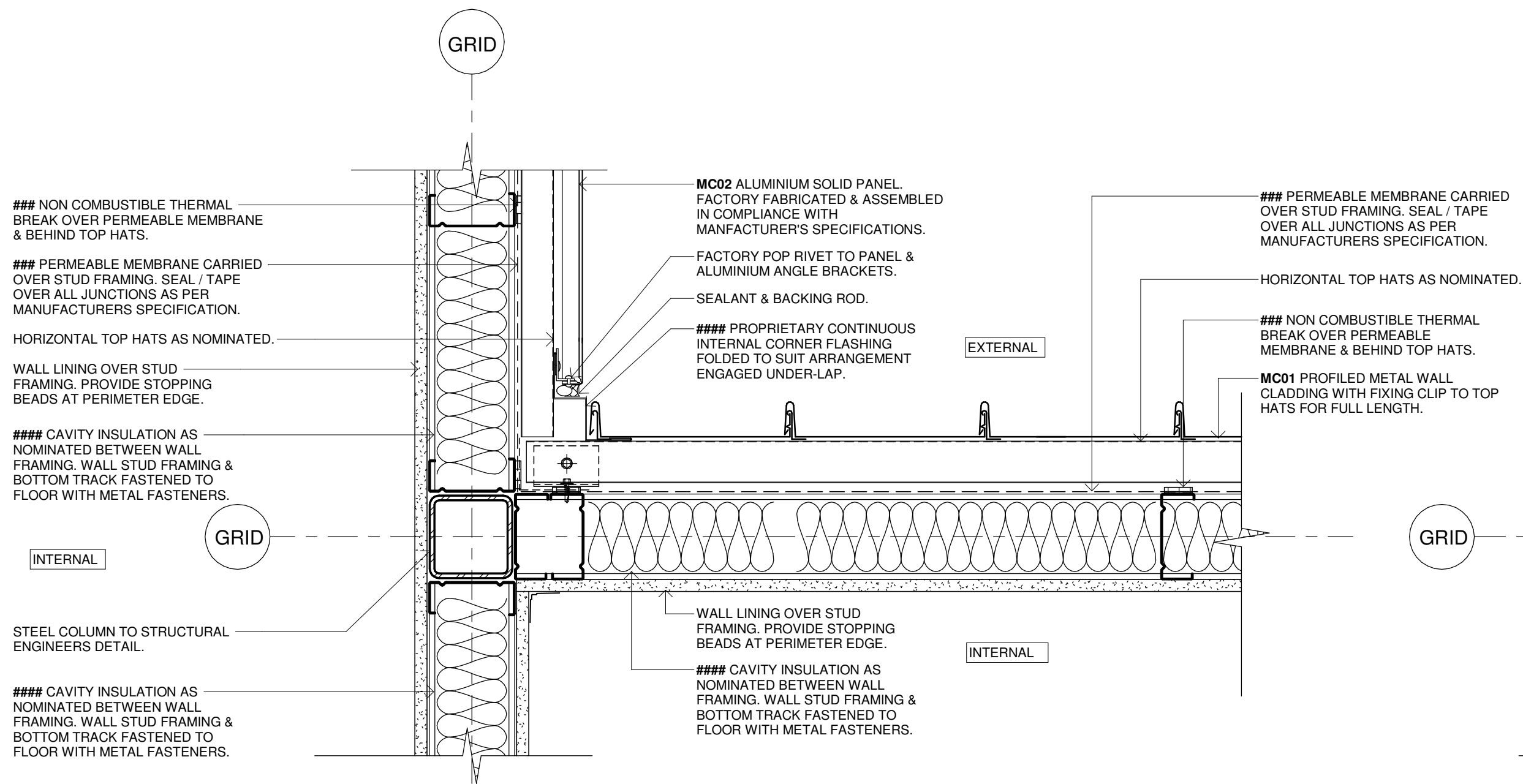
READ THESE DRAWINGS IN CONJUNCTION WITH ALL ARCHITECTURAL & OTHER CONSULTANTS DRAWINGS & SPECIFICATIONS & WITH SUCH OTHER WRITTEN INSTRUCTIONS AS ISSUED DURING THE COURSE OF CONTRACT. REFER ANY DISCREPANCIES TO THE ARCHITECT FOR DECISION BEFORE PROCEEDING WITH THE WORKS.

DO NOT SCALE FROM THE DRAWINGS. VERIFY ALL DIMENSIONS & LEVELS FOR SETTING OUT & OFF-SITE WORKS BEFORE CONSTRUCTION & FABRICATION BEGIN. UNLESS NOTED OTHERWISE ALL DIMENSIONS ARE IN MILLIMETERS.

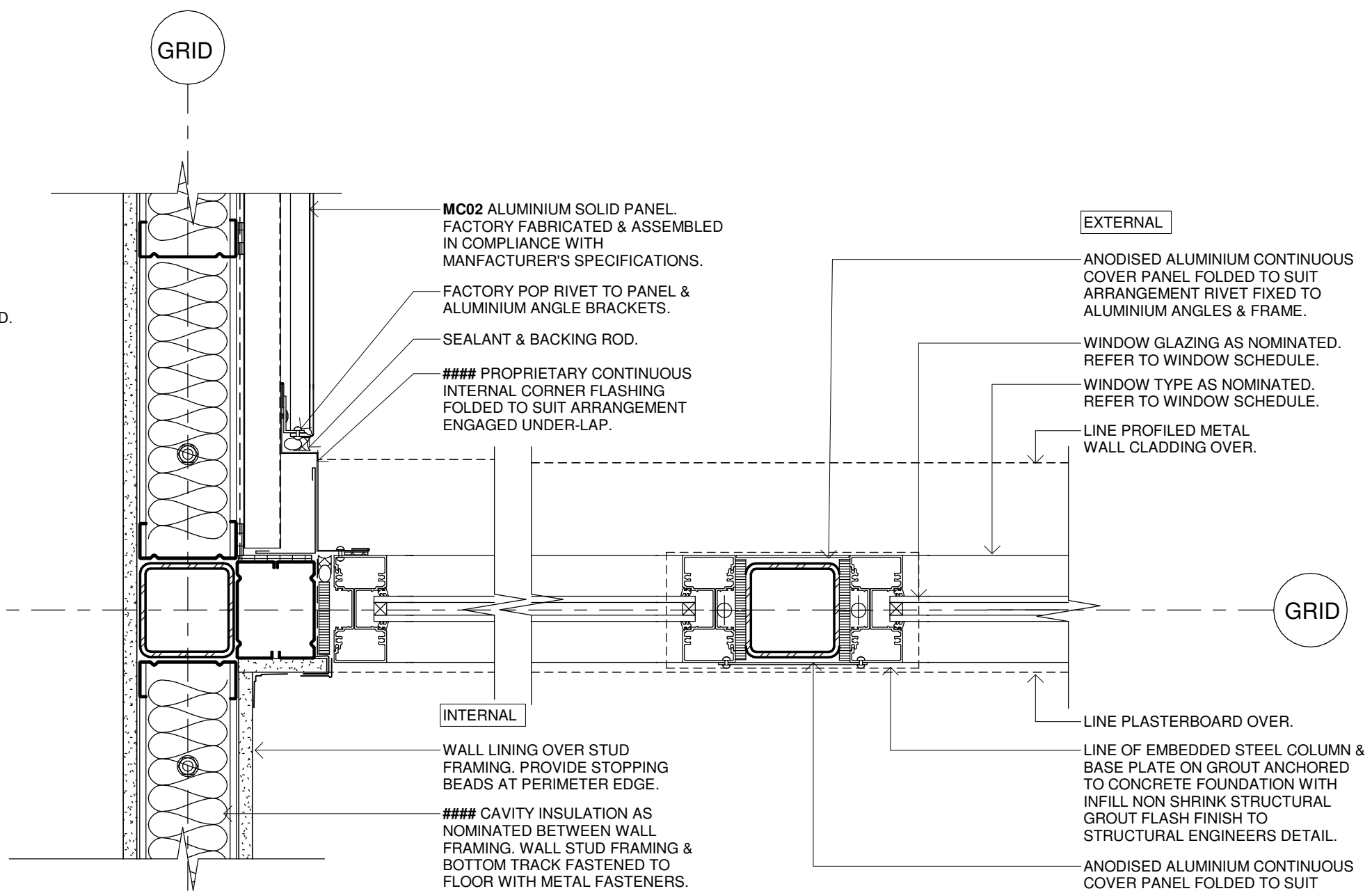
EXTERNAL SITE WORKS & SITE LEVELS WILL VARY. VERIFY ALL LEVELS FROM CORRESPONDING SITE PACKAGES (ARCHITECTURAL, LANDSCAPE & CIVIL) FOR COMPREHENSIVE INFORMATION.

ALL STRUCTURAL SHOWN FOR ILLUSTRATION PURPOSES & SETOUT ONLY. REFER TO STRUCTURAL ENGINEERS DRAWINGS FOR SIZES & CONNECTION DETAILS.

THESE DETAIL DRAWINGS ARE ALSO TO BE READ IN CONJUNCTION WITH ARCHITECTURAL DOOR & WINDOW DRAWINGS SERIES PACKAGE 8600s



40 DETAIL PLAN - VERTICAL METAL CLADDING & ALUMINIUM SOLID PANELS
SCALE:1:5 INTERNAL CORNER ABOVE



41 DETAIL PLAN - VERTICAL METAL CLADDING & ALUMINIUM SOLID PANELS
SCALE:1:5 INTERNAL CORNER BELOW

Issue				
No.	Date	Description	Chkd	
P1	04/07/2023	95% DESIGN DEVELOPMENT	JV	
P2	28/09/2023	90% DD ISSUE	JV	

Changes to this Revision
FCC

PROJECT MANAGER
NSW PUBLIC WORKS ADVISORY
James Smith
0408 694 063
james.smith@pwa.nsw.gov.au

ARCHITECT, INTERIORS, LANDSCAPE
NBRS
John Vasco
4 Glen Street, Milsons Point, NSW 2061
02 9922 2344
john.vasco@nb.rs.com.au

STRUCTURAL
NORTHROP
Rory Dale
Level 11, 345 George Street Sydney NSW 2000
02 9241 4188
Rdale@northrop.com.au

CIVIL
NORTHROP
Joel DiFonzo
Level 11, 345 George Street Sydney NSW 2000
02 9156 3229
JDIFonzo@northrop.com.au

BUILDING SERVICES
NORTHROP
Brandon Shuttler
Level 2, 3 Horwood Place, Parramatta, NSW 2150
02 9156 3013
BShuttler@northrop.com.au

NCC CONSULTANT
MBG GROUP
Seb Howe
Suite 3/18 Sydney Rd, Manly NSW 2095
02 9939 1530
showe@mbc-group.com.au

Drawing Title
WINDOW & DOOR DETAILS - FCC - SHEET 04

Project
NSW RURAL FIRE SERVICE

Multiple Sites
for
NSW RURAL FIRE SERVICE

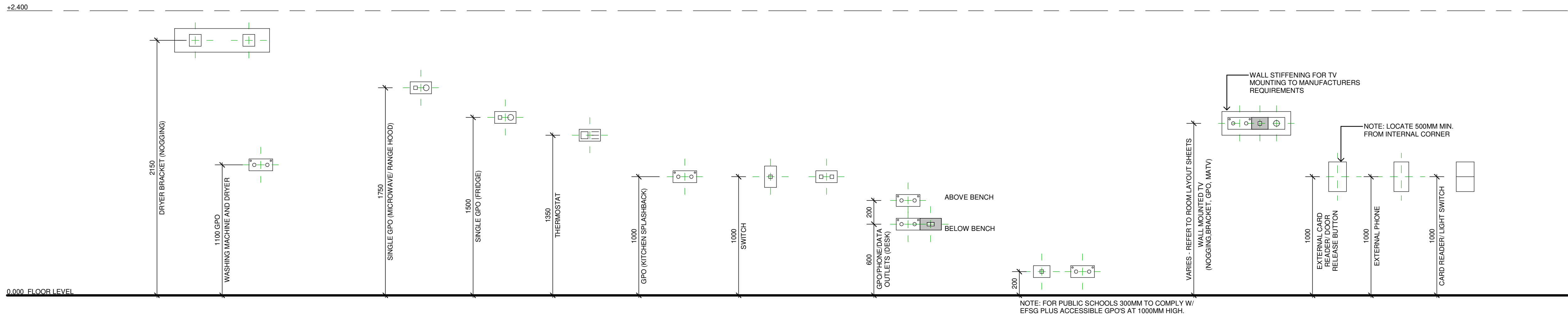


NBRS
+61 2 9922 2344
Nominated Architect:
Andrew Duffin NSW 5602
NBRS & Partners Pty Ltd VIC 51197

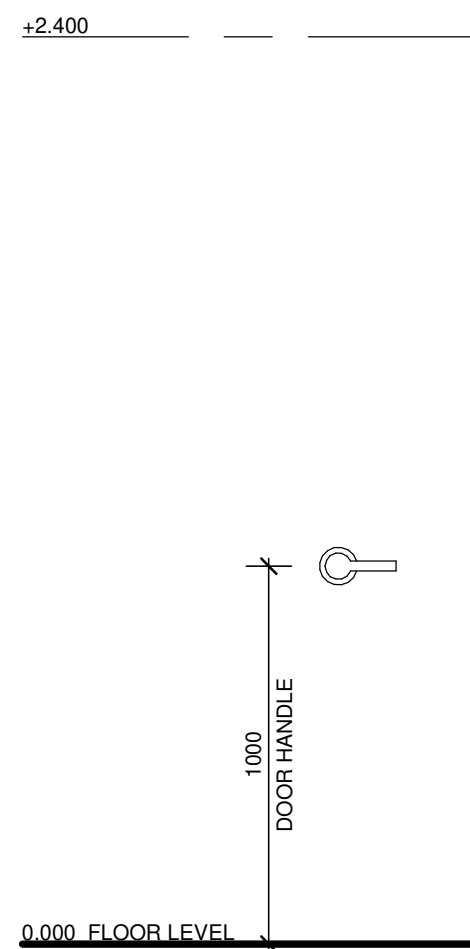
Any form of replication of this drawing in full or in part without the written permission of NBRS-PARTNERS Pty Ltd constitutes an infringement of the copyright.
© 2022
ABN 16 002 247 565
nb.rs.com.au

Date 4/10/2023 2:12:16 PM
Scale 1:5 @ A1

Drawing Reference 22281-NBRS-A-FCC-DD-5314
Revision P2



1 SWITCH, GPO AND DATA MOUNTING HEIGHTS



2 DOOR HANDLE MOUNTING HEIGHT

Issue No.	Date	Description	Chkd
P1	27/04/2023	80% DD FOR REVIEW	SR
P2	17/05/2023	REVISED FOC LAYOUT FOR CONSULTANT COORDINATION	JV
P3	04/07/2023	95% DESIGN DEVELOPMENT	JV
P4	28/09/2023	90% DD ISSUE	JV

Changes to this Revision

PROJECT MANAGER
NSW PUBLIC WORKS ADVISORY
James Smith
0408 694 063
james.smith@pwa.nsw.gov.au

ARCHITECT, INTERIORS, LANDSCAPE
NBRS
John Vasco
4 Glen Street, Milsons Point, NSW 2061
02 9922 2344
john.vasco@nb.rs.com.au

STRUCTURAL
NORTHROP
Rory Dale
Level 11, 345 George Street Sydney NSW 2000
02 9241 4188
rdale@northrop.com.au

CIVIL
NORTHROP
Joel DiFonzo
Level 11, 345 George Street Sydney NSW 2000
02 9156 3229
JDIFonzo@northrop.com.au

BUILDING SERVICES
NORTHROP
Brandon Shuttler
Level 2, 3 Horwood Place, Parramatta, NSW 2150
02 9156 3013
BShuttler@northrop.com.au

NCC CONSULTANT
MBG GROUP
Seb Howe
Suite 3/18 Sydney Rd, Manly NSW 2095
02 9939 1530
showe@mbg-group.com.au

Drawing Title
STANDARD MOUNTING HEIGHTS

Project
NSW RURAL FIRE SERVICE - MONARO FIRE CONTROL CENTRE

11 GEEBUNG ST, POLO FLAT, NSW 2630
LOT 14 DP150029
SNOWY MONARO REGIONAL COUNCIL

for
NSW RURAL FIRE SERVICE



NBRS

+61 2 9922 2344
Nominated Architect:
Andrew Duffin NSW 5602
NBRS & Partners Pty Ltd VIC 51197

Any form of replication of this drawing in full or in part without the written permission of NBRS-PARTNERS Pty Ltd constitutes an infringement of the copyright.
© 2022

nb.rs.com.au

ABN 16 002 247 565

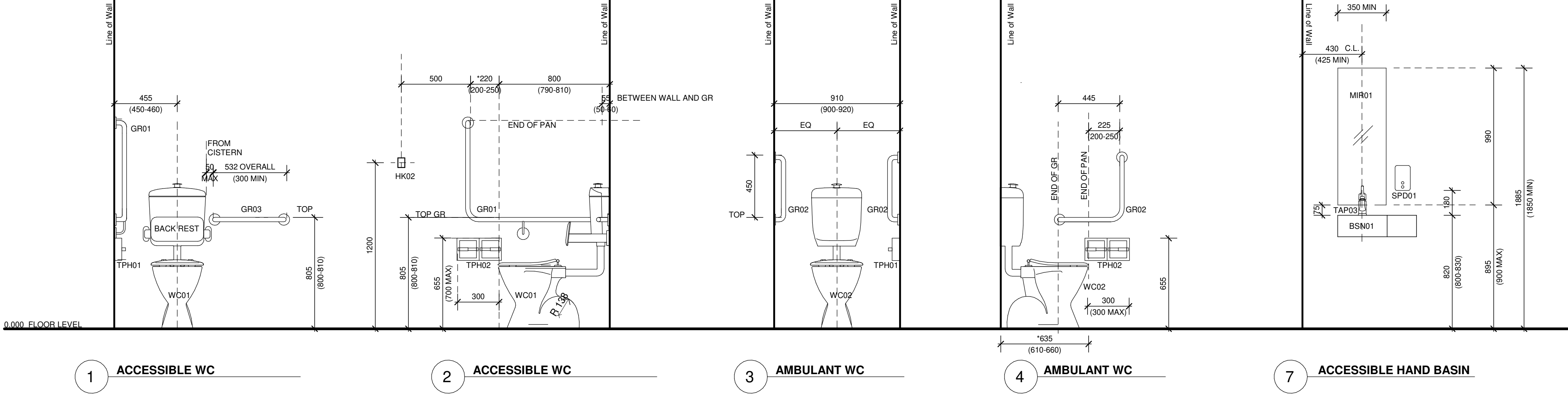
Date 4/10/2023 2:12:19 PM
Scale 1:20 @ A1

Drawing Reference 22396-NBRS-A-COO-DD-5610
Revision P4



NOT FOR CONSTRUCTION

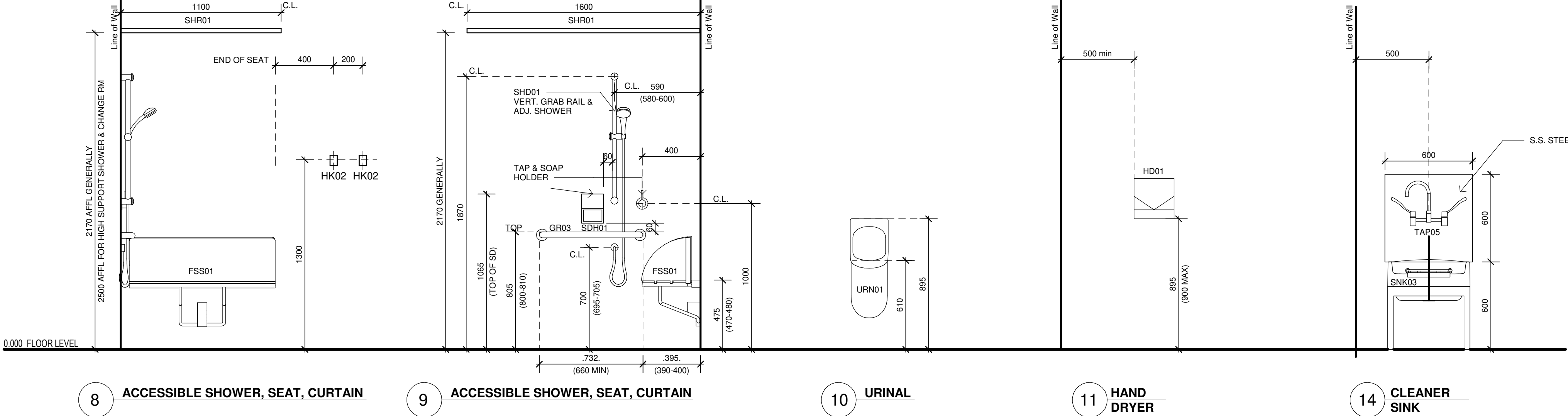
+2.400



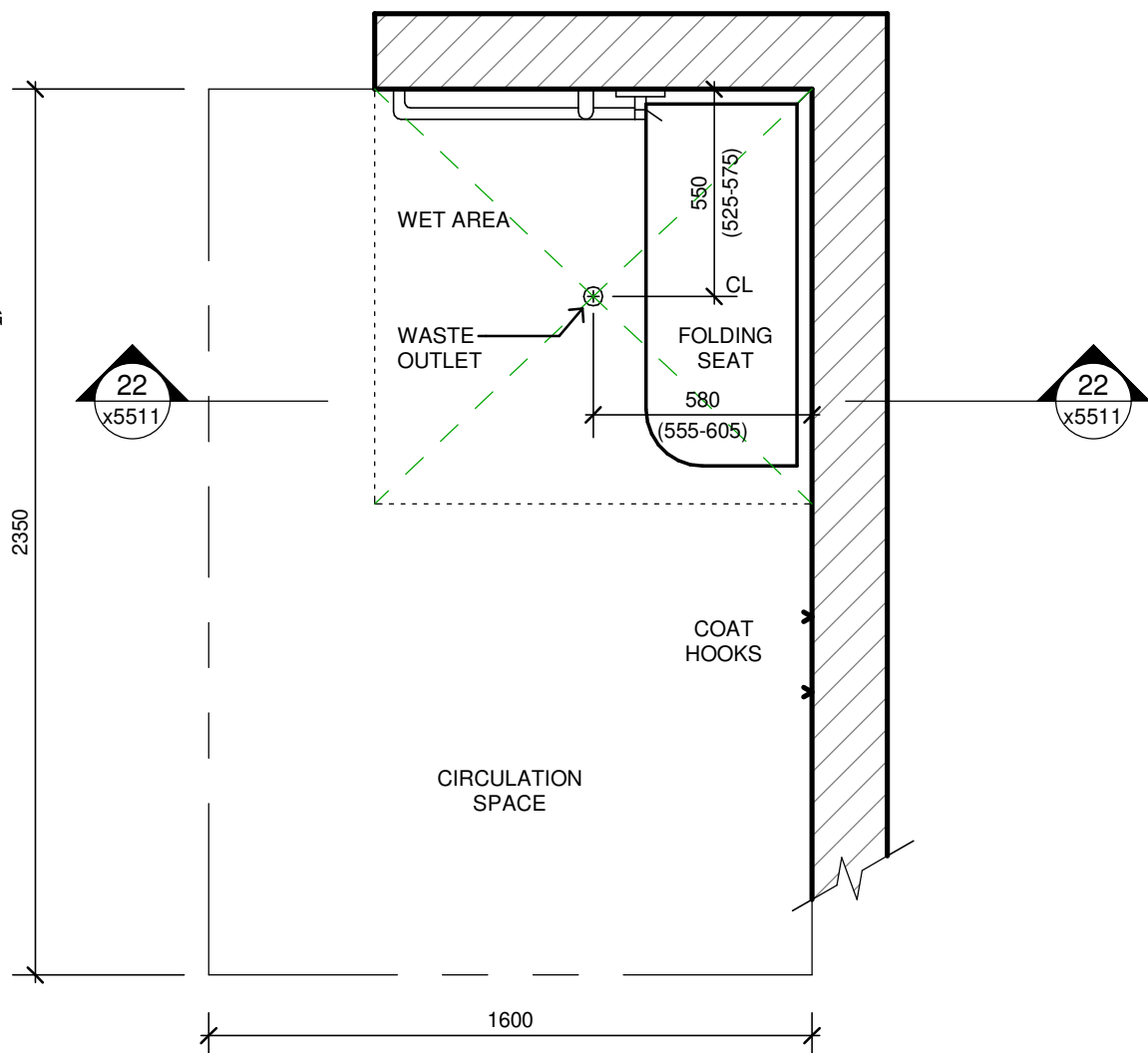
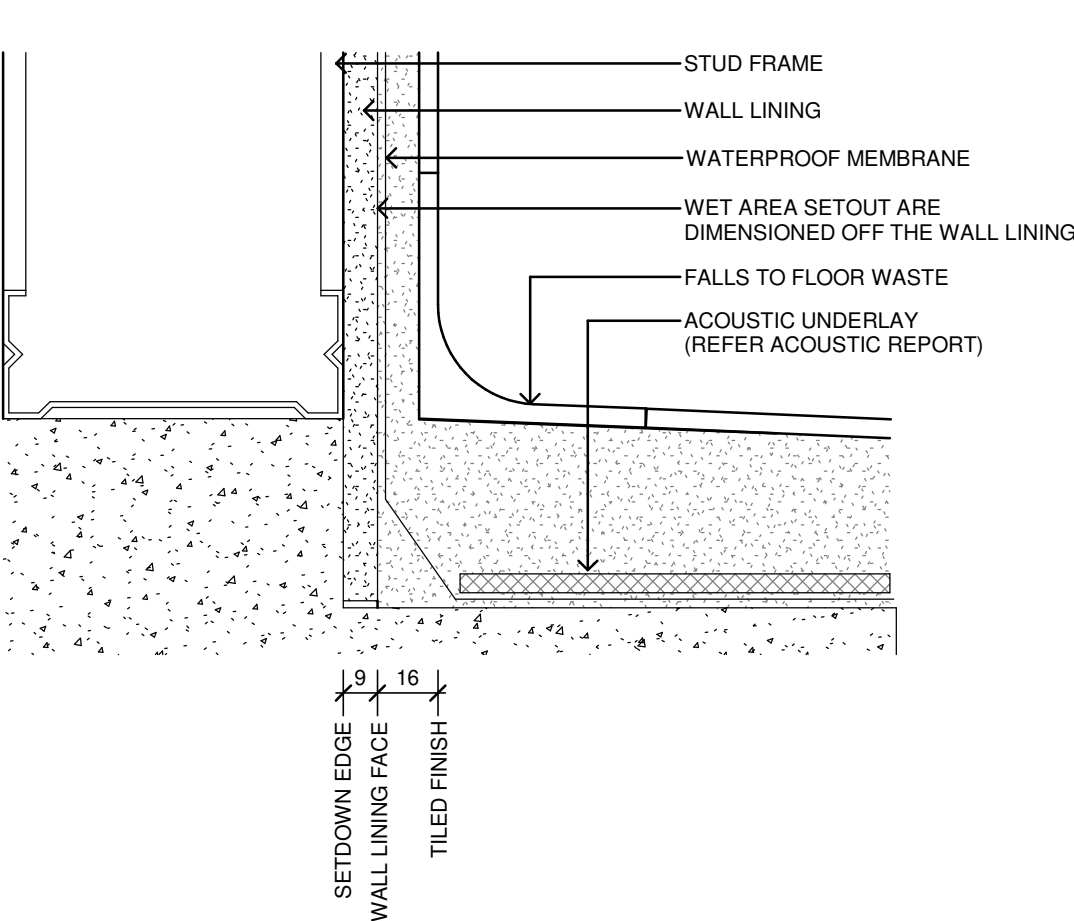
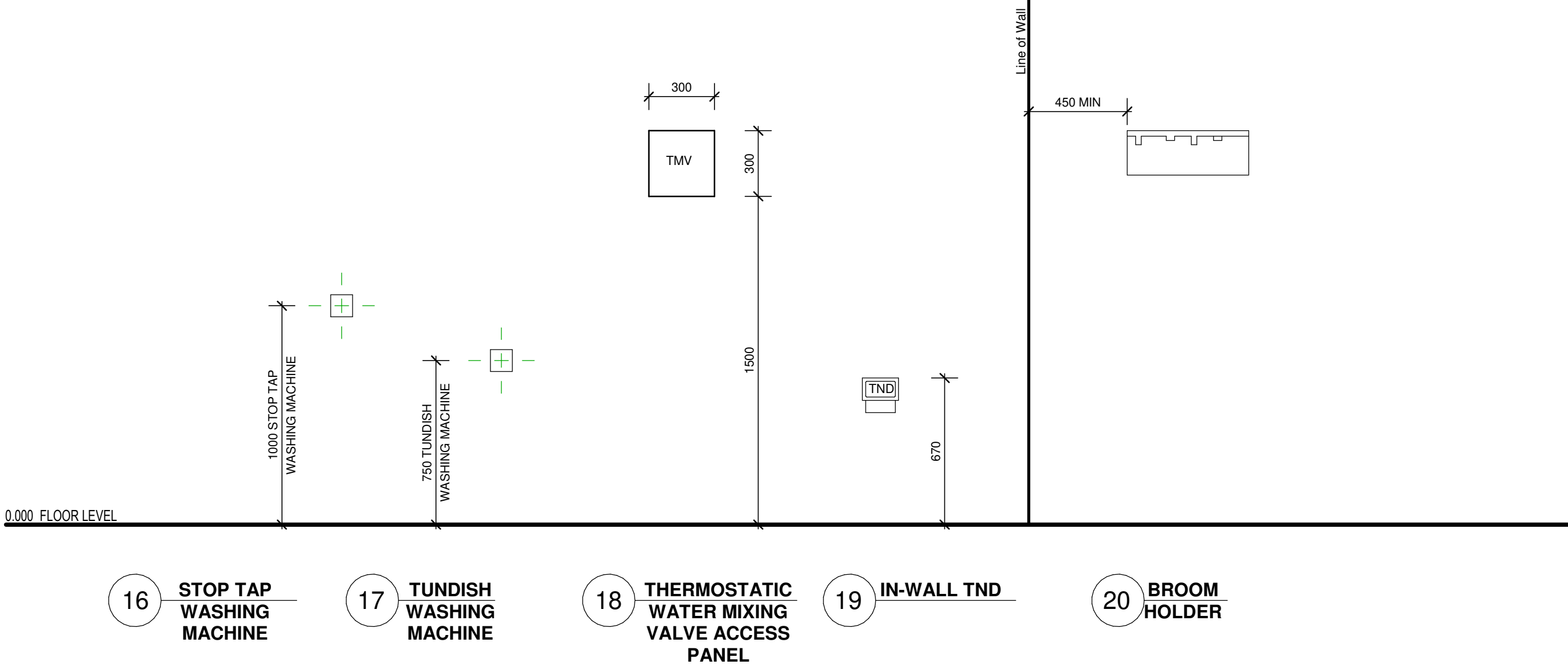
NBRS

NOTE:
1. ALL ACCESSIBLE WET AREAS SETOUT TO COMPLY WITH AS 1428.1-2009.
2. FLOOR AND WALL TILE GRAPHICS ARE INDICATIVE ONLY. ALL TILES TO BE SETOUT AT CENTER WITH ALL PERIMETER TILES TO BE NOT LESS THAN HALF OF TILE SIZE.
3. AMBULANT CUBICLES TO BE 900-920mm WIDE.
4. SET OUT IS PROVIDED TO CENTRELINE OF ITEM UNLESS DIMENSIONED OTHERWISE.
5. WHERE WALL HUNG URINAL IS INSTALLED:
THE WALL MUST BE SURFACED WITH IMPERVIOUS MATERIAL EXTENDING FROM THE FLOOR TO NOT LESS THAN 50mm ABOVE THE TOP OF THE URINAL AND NOT LESS THAN 225mm ON EACH SIDE OF THE URINAL.
THE JUNCTION OF THE FLOOR AND WALL SURFACES MUST BE IMPERVIOUS.
WHERE THE WALLS ARE TIMBER OR STEEL FRAMED THE WALL MUST BE SURFACED WITH AN IMPERVIOUS MATERIAL EXTENDING FROM THE FLOOR TO NOT LESS THAN 100mm ABOVE THE FLOOR SURFACE.

+2.400



+2.400



1 SETDOWN DETAIL
1 : 2

2 FLOOR WASTE SETOUT DETAILS
1 : 20

NOT FOR
CONSTRUCTION

Issue	No.	Date	Description	Chkd
P1	28/09/2023	90% DD ISSUE	JV	

Changes to this Revision

PROJECT MANAGER
NSW PUBLIC WORKS ADVISORY
James Smith
0408 694 063
james.smith@pwa.nsw.gov.au

ARCHITECT, INTERIORS, LANDSCAPE
NBRS
John Vasco
4 Glen Street, Milsons Point, NSW 2061
02 9922 2344
john.vasco@nbns.com.au

STRUCTURAL
NORTHROP
Rory Dale
Level 11, 345 George Street Sydney NSW 2000
02 9241 4188
Rdale@northrop.com.au

CIVIL
NORTHROP
Joel DiFonzo
Level 11, 345 George Street Sydney NSW 2000
02 9156 3229
JDIFonzo@northrop.com.au

BUILDING SERVICES
NORTHROP
Brandon Shuttar
Level 2, 3 Horwood Place, Parramatta, NSW 2150
02 9156 3013
BShuttar@northrop.com.au

NCC CONSULTANT
MBC GROUP
Seb Howe
Suite 3/18 Sydney Rd, Manly NSW 2095
02 9939 1530
showe@mbc-group.com.au

Drawing Title
STANDARD MOUNTING
HEIGHTS - WET AREA

Project
NSW RURAL FIRE SERVICE -
MONARO FIRE CONTROL CENTRE

11 GEEBUNG ST, POLO FLAT, NSW 2630
LOT 14 DP150029
SNOWY MONARO REGIONAL COUNCIL

for
NSW RURAL FIRE SERVICE



NBRS

+61 2 9922 2344
Nominated Architect:
Andrew Duffin NSW 5602
NBRS & Partners Pty Ltd VIC 51197
Any form of replication of this drawing in full or in part without the written permission of NBRS-PARTNERS Pty Ltd constitutes an infringement of the copyright.

nbns.com.au

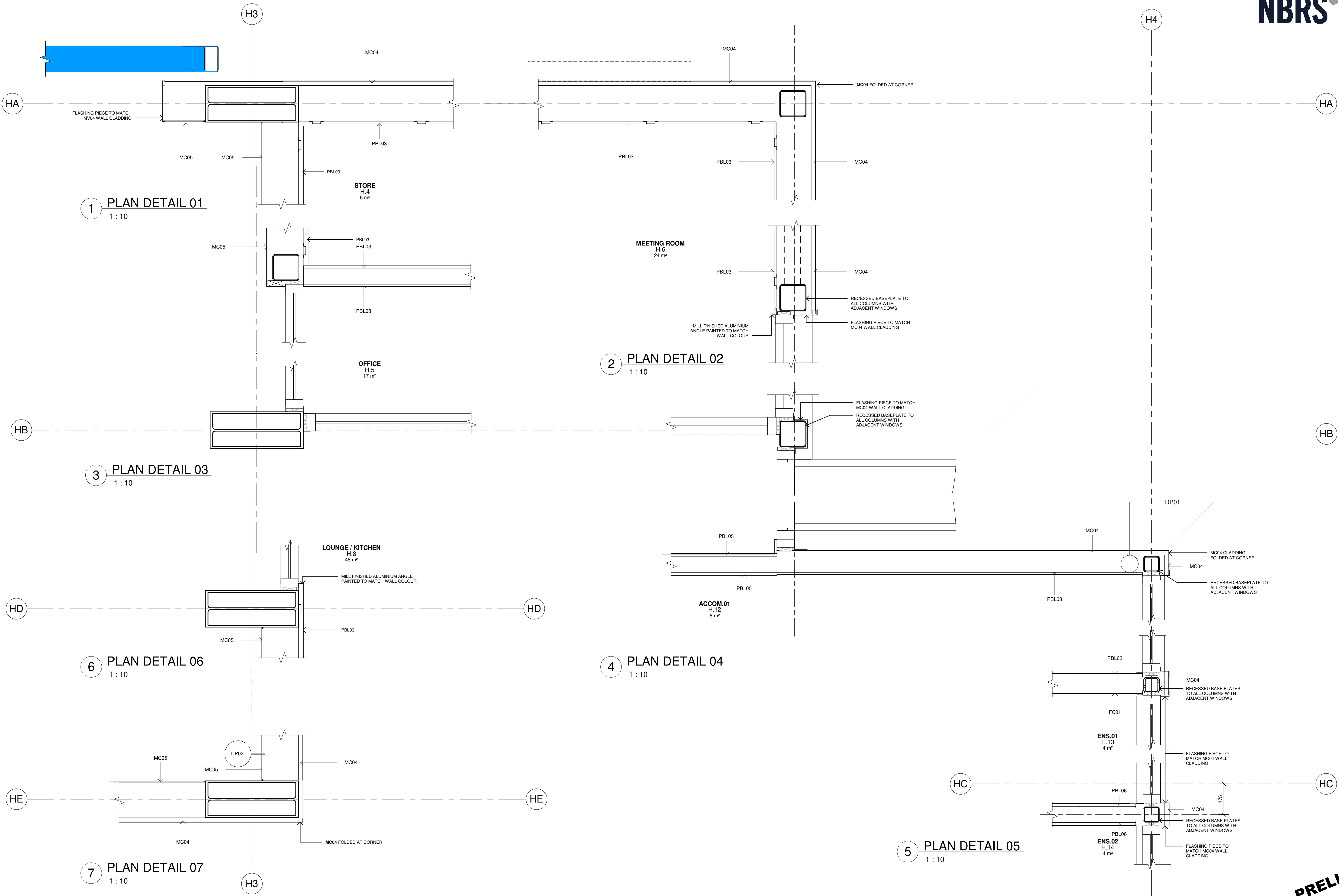
ABN 16 002 247 565

Date 4/10/2023 2:12:23 PM
Scale As indicated @ A1

Drawing Reference

22396-NBRS-A-COO-DD-5611 P1

Revision



PRELIMINARY

Issue No.	Date	Description	Chkd
P1	28/09/2023	90% DD ISSUE	JV

Changes to this Revision

PROJECT MANAGER
NSW PUBLIC WORKS ADVISORY
James Smith
0408 694 063
james.smith@pwa.nsw.gov.au

ARCHITECT, INTERIORS, LANDSCAPE
NBRS
John Vasco
4 Glen Street, Milsons Point, NSW 2061
02 9922 2344
john.vasco@nb.rs.com.au

STRUCTURAL
NORTHROP
Rory Dale
Level 11, 345 George Street Sydney NSW 2000
02 9241 4188
Rdale@northrop.com.au

CIVIL
NORTHROP
Joel DiFonzo
Level 11, 345 George Street Sydney NSW 2000
02 9156 3229
JDiFonzo@northrop.com.au

BUILDING SERVICES
NORTHROP
Brandon Shuttler
Level 2, 3 Horwood Place, Parramatta, NSW 2150
02 9156 3013
BShuttler@northrop.com.au

NCC CONSULTANT
MBG GROUP
Seb Howe
Suite 3/18 Sydney Rd, Manly NSW 2095
02 9939 1530
showe@mbg-group.com.au

Drawing Title
PLAN DETAILS - SHEET 1
AIRCRAFT HANGAR

Project
NSW RURAL FIRE SERVICE -
MONARO FIRE CONTROL CENTRE

11 GEEBUNG ST, POLO FLAT, NSW 2630
LOT 14 DP150029
SNOWY MONARO REGIONAL COUNCIL

for
NSW RURAL FIRE SERVICE



NBRS

+61 2 9922 2344
Nominated Architect:
Andrew Duffin NSW 5602
NBRS & Partners Pty Ltd VIC 51197
Any form of replication of this drawing in full or in part without the written permission of NBRS-PARTNERS Pty Ltd constitutes an infringement of the copyright.
© 2022

nb.rs.com.au

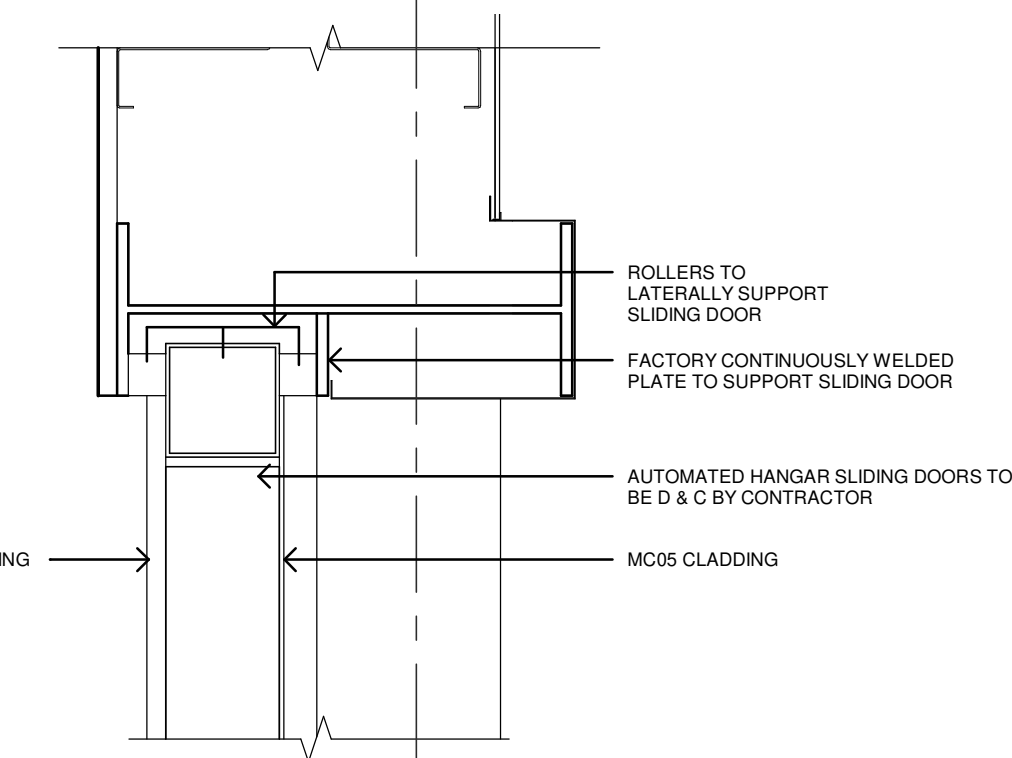
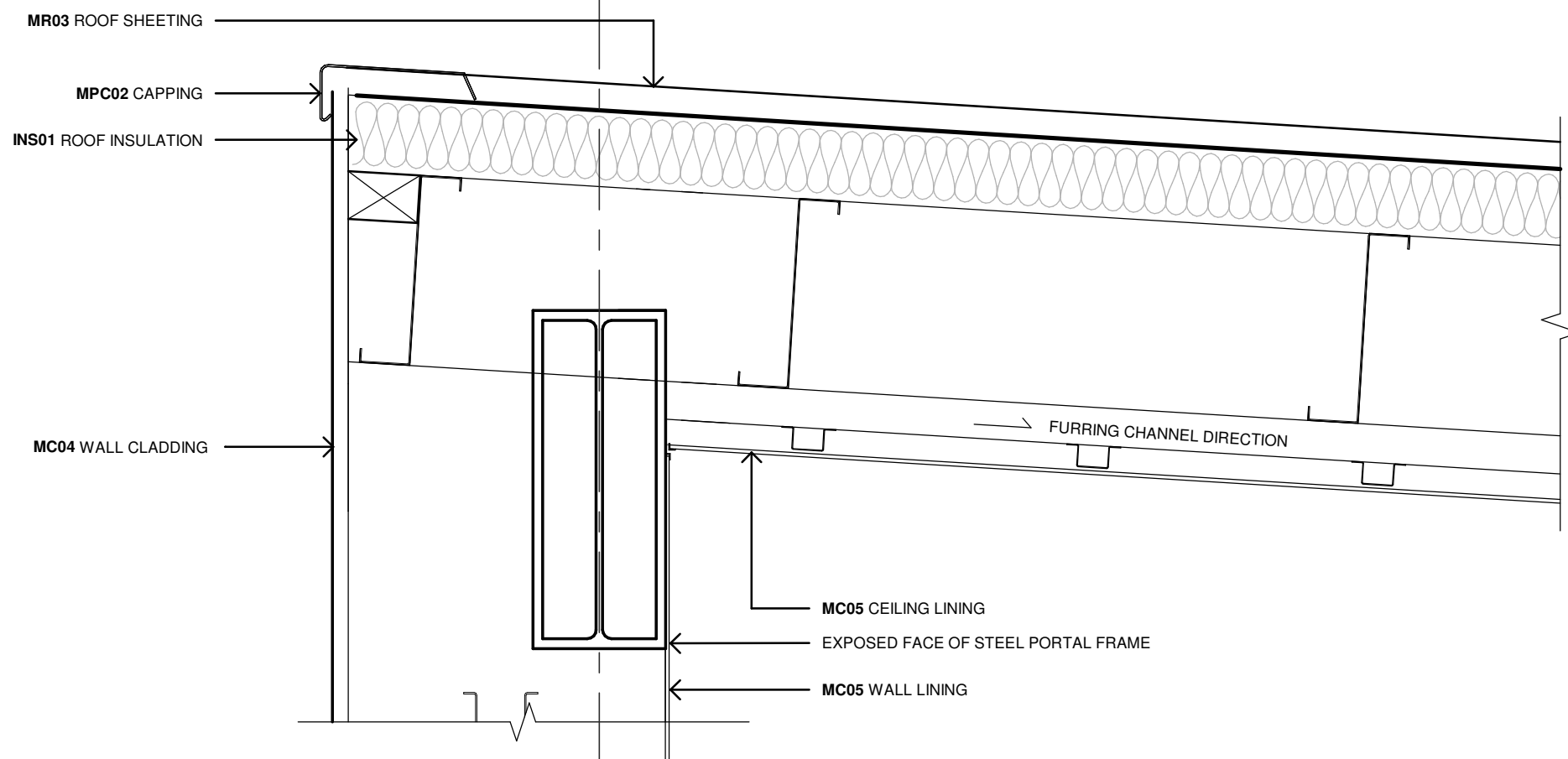
ABN 16 002 247 565

Date 4/10/2023 1:39:44 PM
Scale 1:100 @ A1

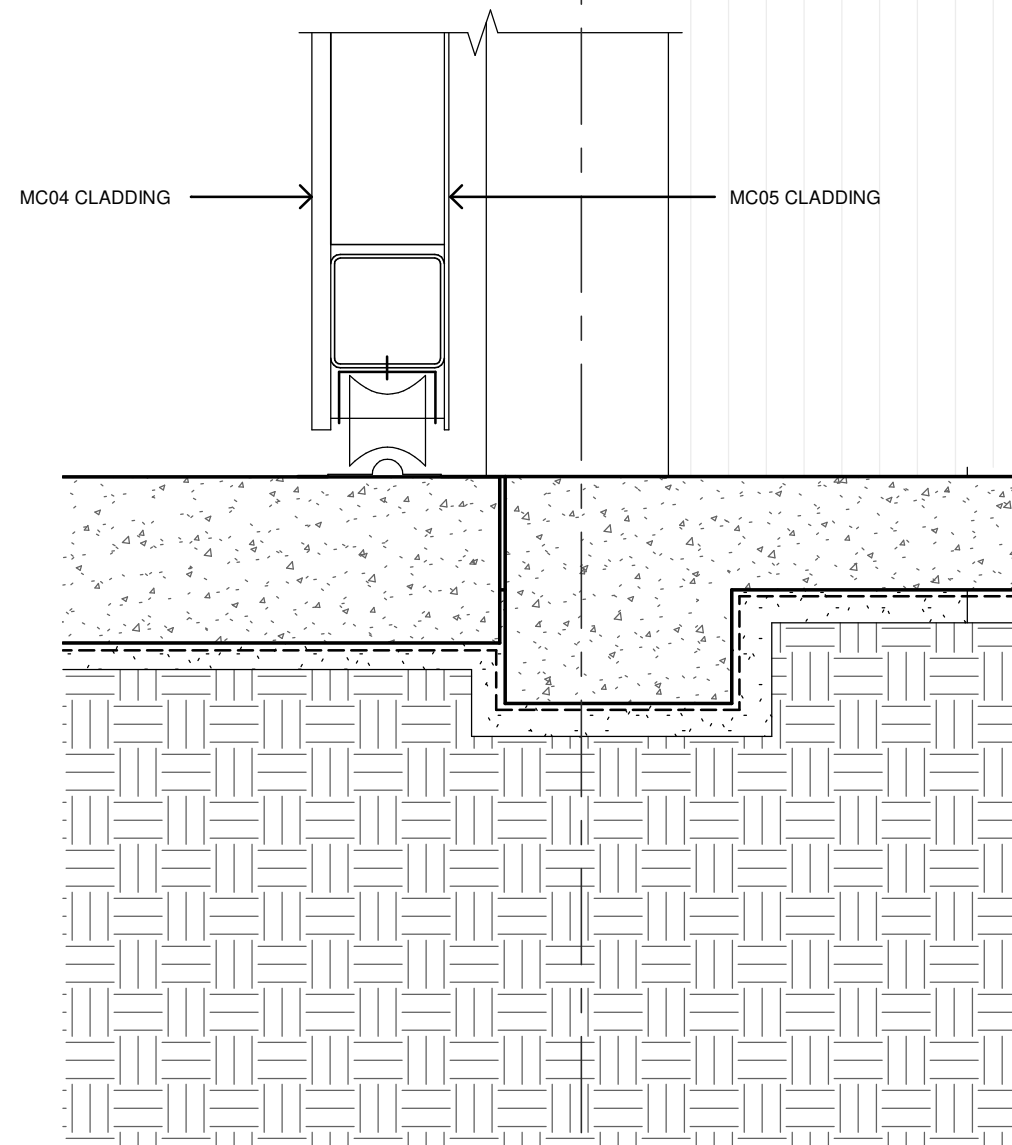
Drawing Reference
22281-NBRS-A-DD-7098

Revision
P1

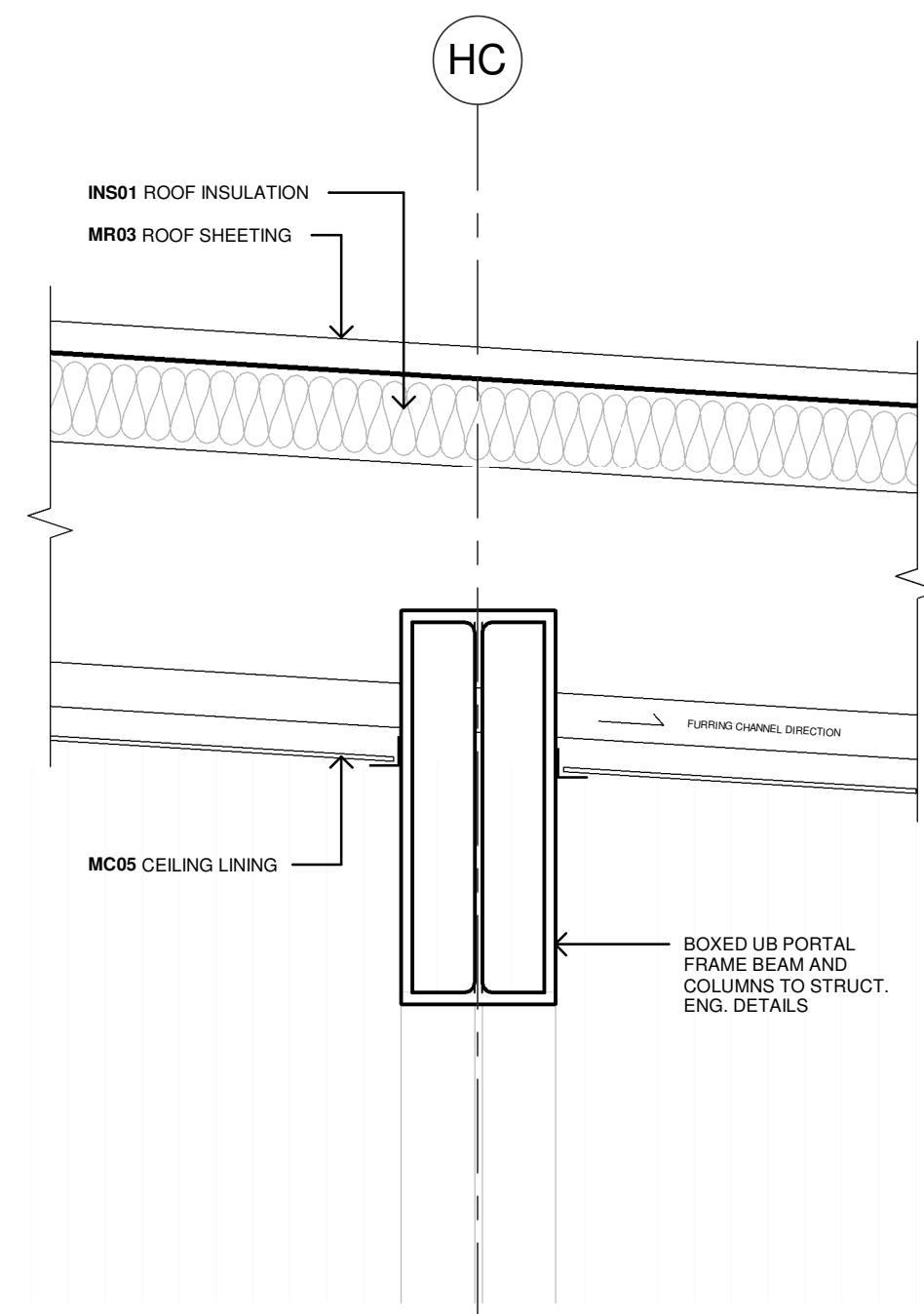
0 1m 2m 3m 4m 5m 6m 7m 8m 1:100



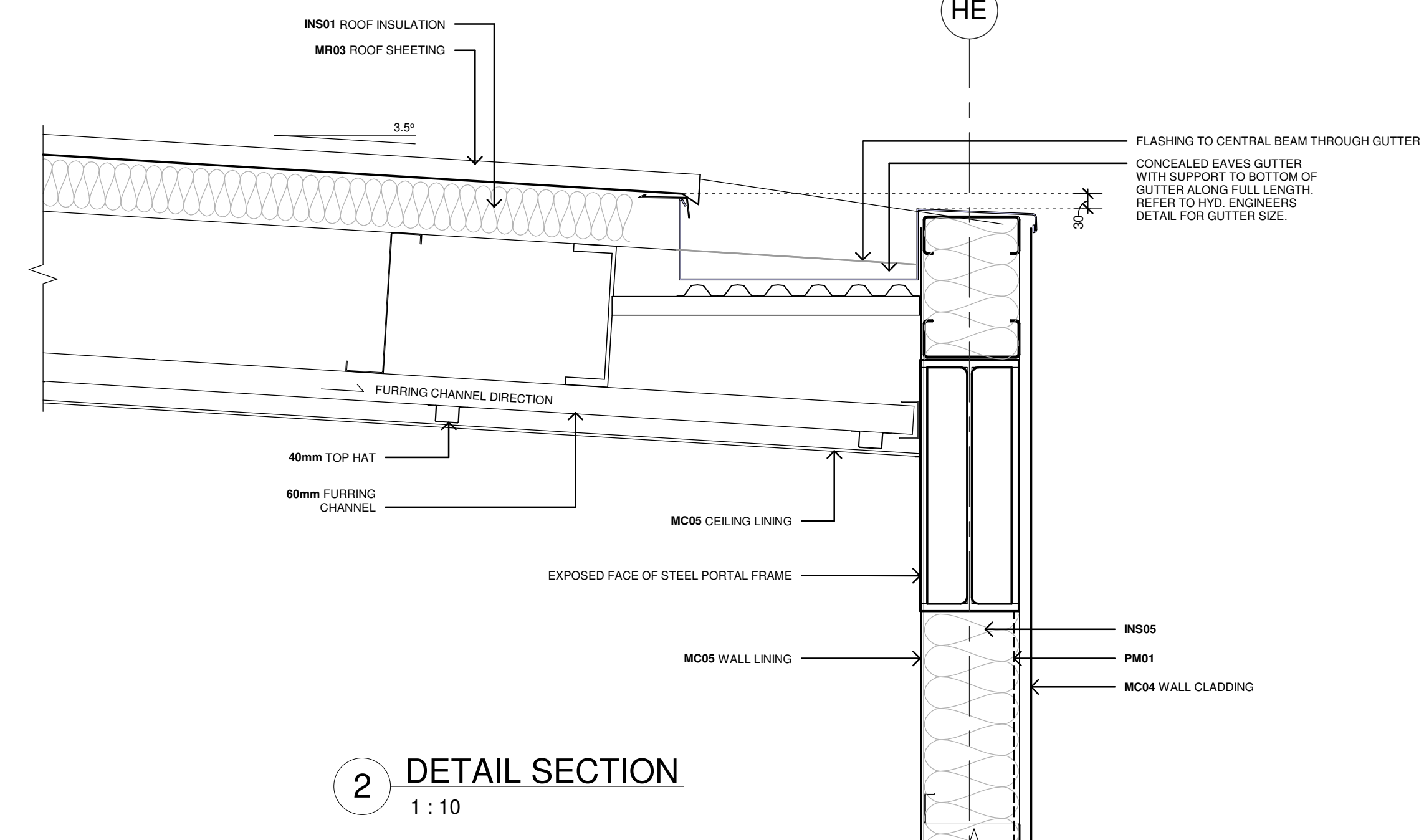
4 DETAIL SECTION
1 : 10



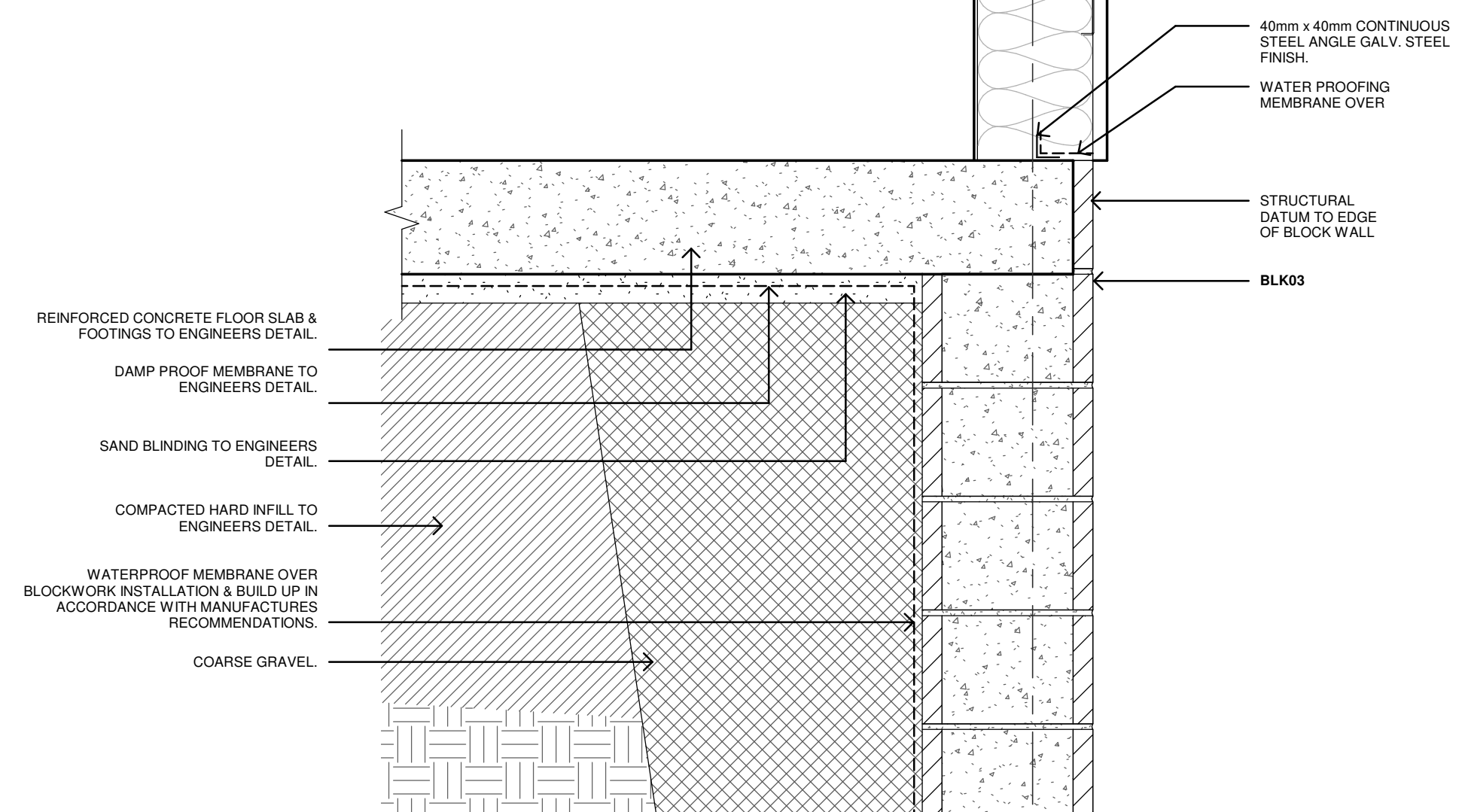
5 DETAIL SECTION
1 : 10



1 DETAIL SECTION
1 : 10



2 DETAIL SECTION
1 : 10



3 DETAIL SECTION
1 : 10

PRELIMINARY

Issue No.	Date	Description	Chkd
P1	28/09/2023	90% DD ISSUE	JV

Changes to this Revision

PROJECT MANAGER
NSW PUBLIC WORKS ADVISORY
James Smith
0408 694 063
james.smith@pwa.nsw.gov.au

ARCHITECT, INTERIORS, LANDSCAPE
NBRS
John Vasco
4 Glen Street, Milsons Point, NSW 2061
02 9922 2344
john.vasco@nb.rs.com.au

STRUCTURAL
NORTHROP
Rory Dale
Level 11, 345 George Street Sydney NSW 2000
02 9241 4188
rdale@northrop.com.au

CIVIL
NORTHROP
Joel DiFonzo
Level 11, 345 George Street Sydney NSW 2000
02 9156 3229
JDIFonzo@northrop.com.au

BUILDING SERVICES
NORTHROP
Brandon Shuttler
Level 2, 3 Horwood Place, Parramatta, NSW 2150
02 9156 3013
BShuttler@northrop.com.au

NCC CONSULTANT
MBC GROUP
Seb Howe
Suite 3/18 Sydney Rd, Manly NSW 2095
02 9939 1530
showe@mbc-group.com.au

Drawing Title
SECTION DETAILS - SHEET 01
AIRCRAFT HANGAR

Project
NSW RURAL FIRE SERVICE -
MONARO FIRE CONTROL CENTRE

11 GEEBUNG ST, POLO FLAT, NSW 2630
LOT 14 DP150029
SNOWY MONARO REGIONAL COUNCIL

for
NSW RURAL FIRE SERVICE



NBRS

+61 2 9922 2344
Nominated Architect:
Andrew Duffin NSW 5602
NBRS & Partners Pty Ltd VIC 51197
Any form of replication of this drawing in full or in part without the written permission of NBRS-PARTNERS Pty Ltd constitutes an infringement of the copyright.
© 2022

nb.rs.com.au

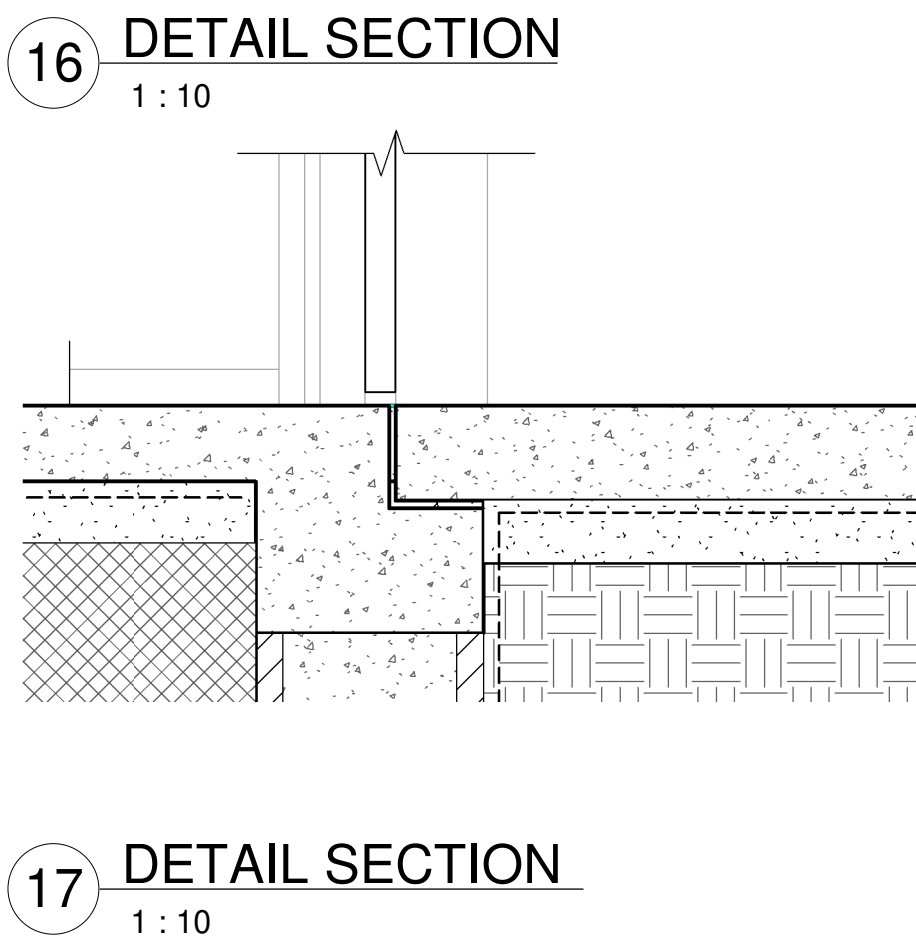
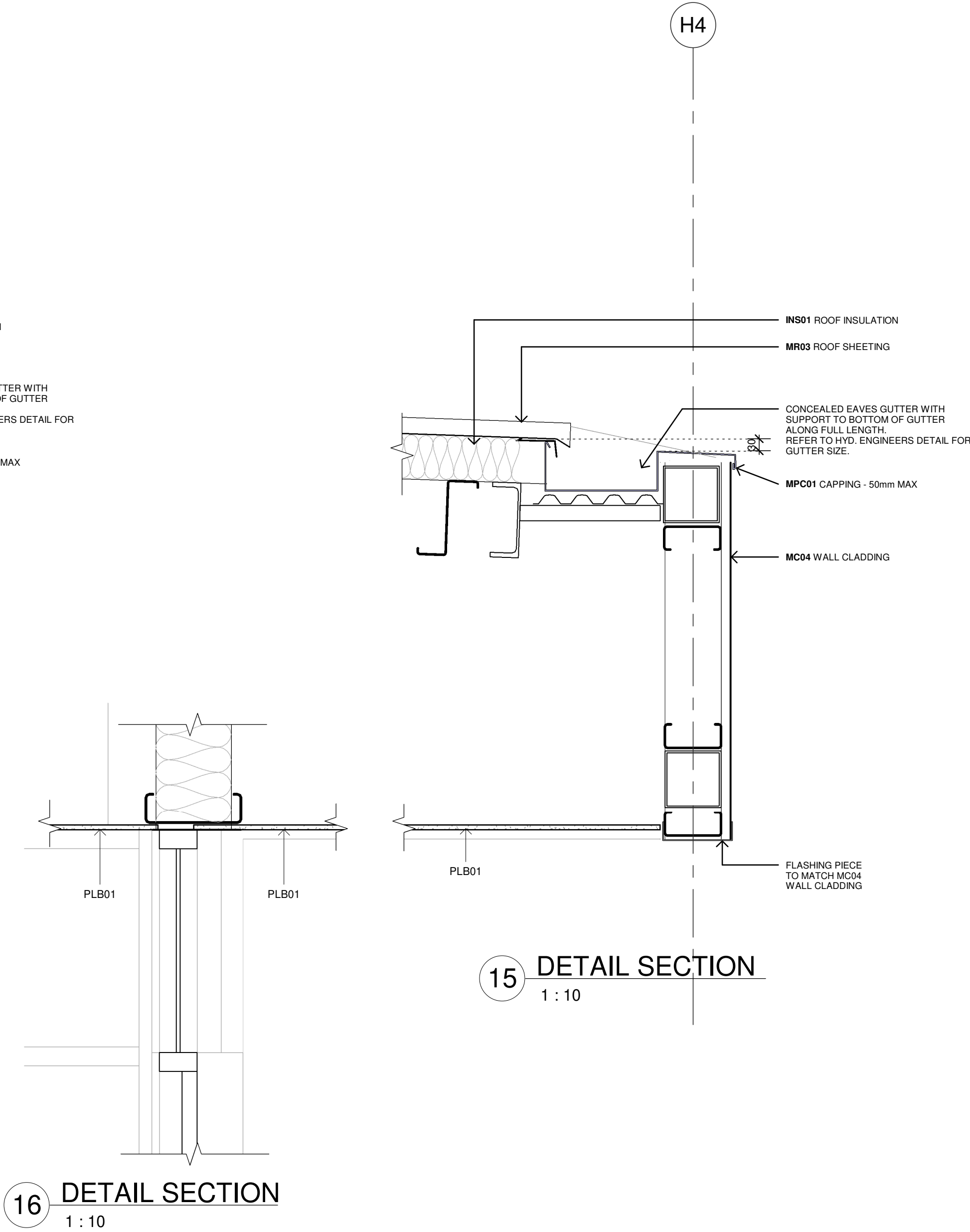
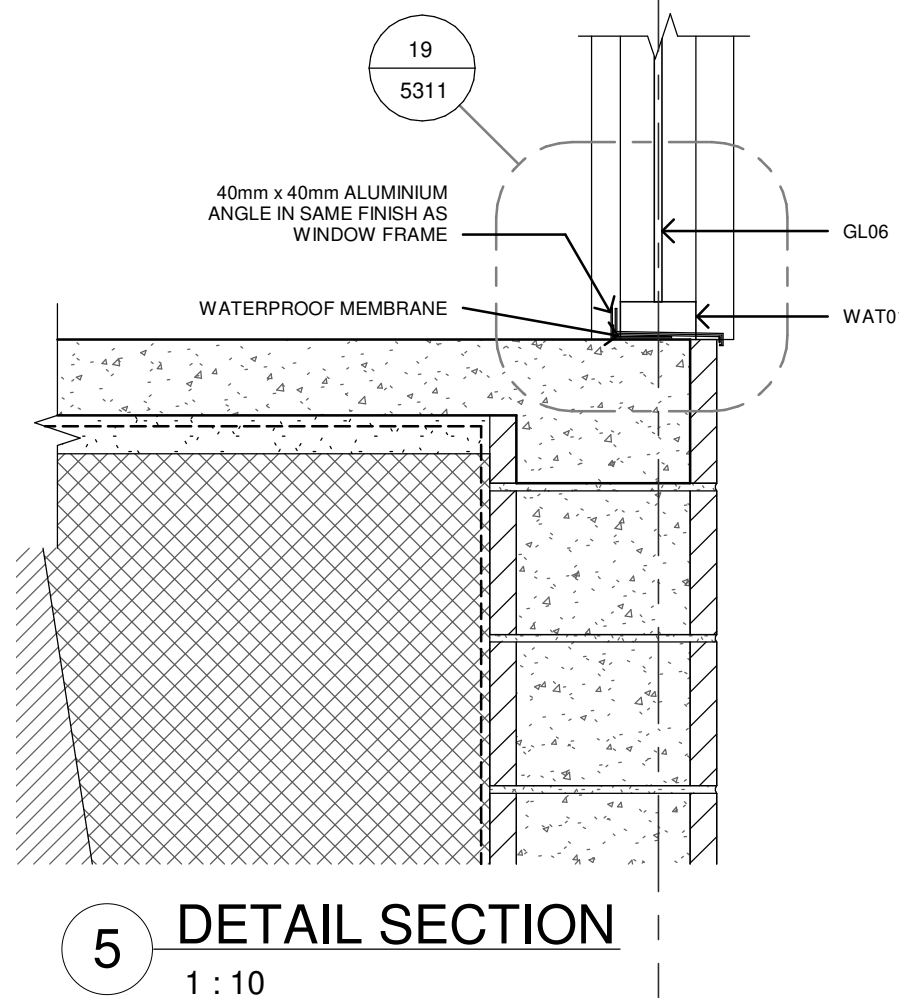
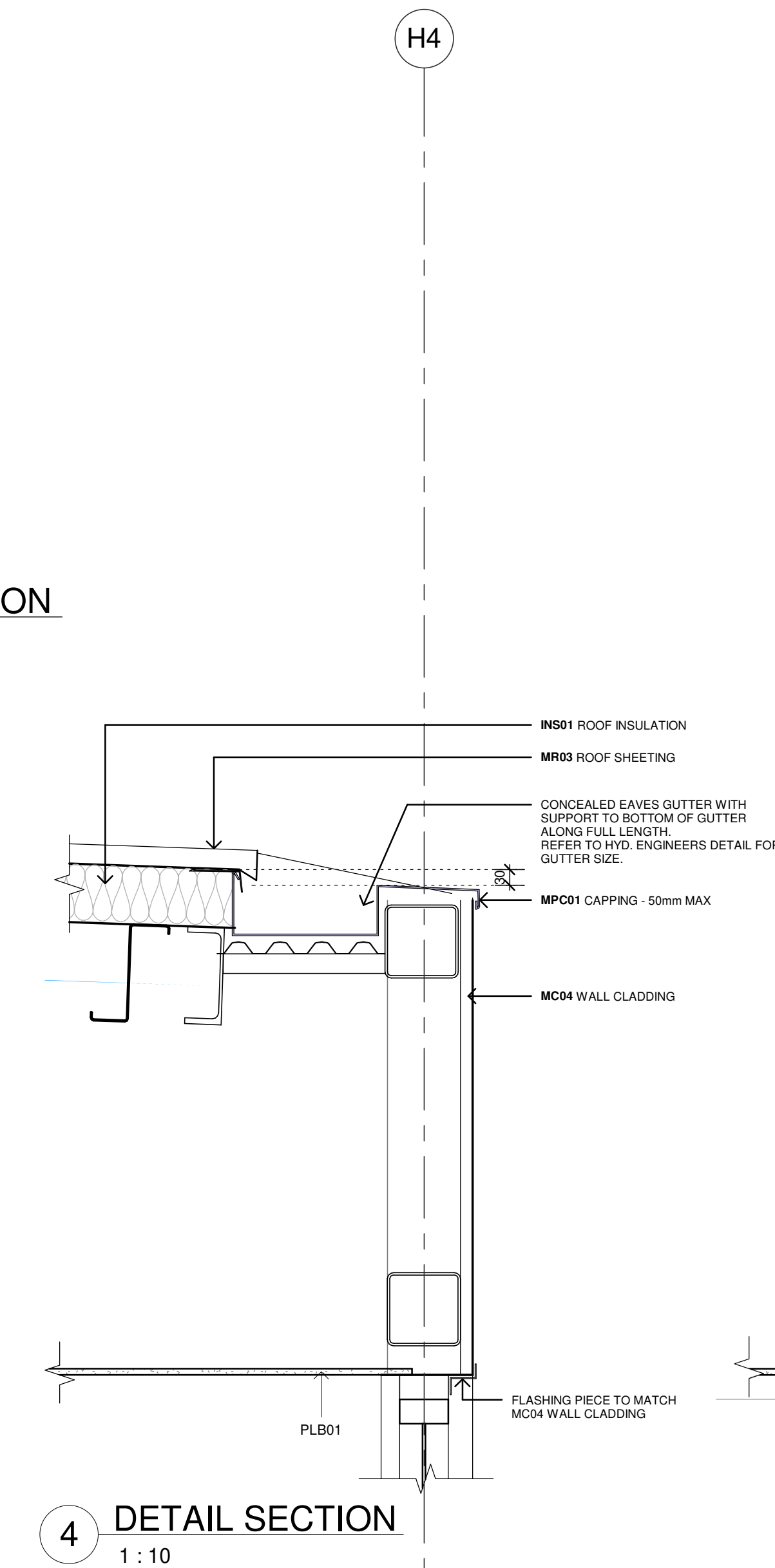
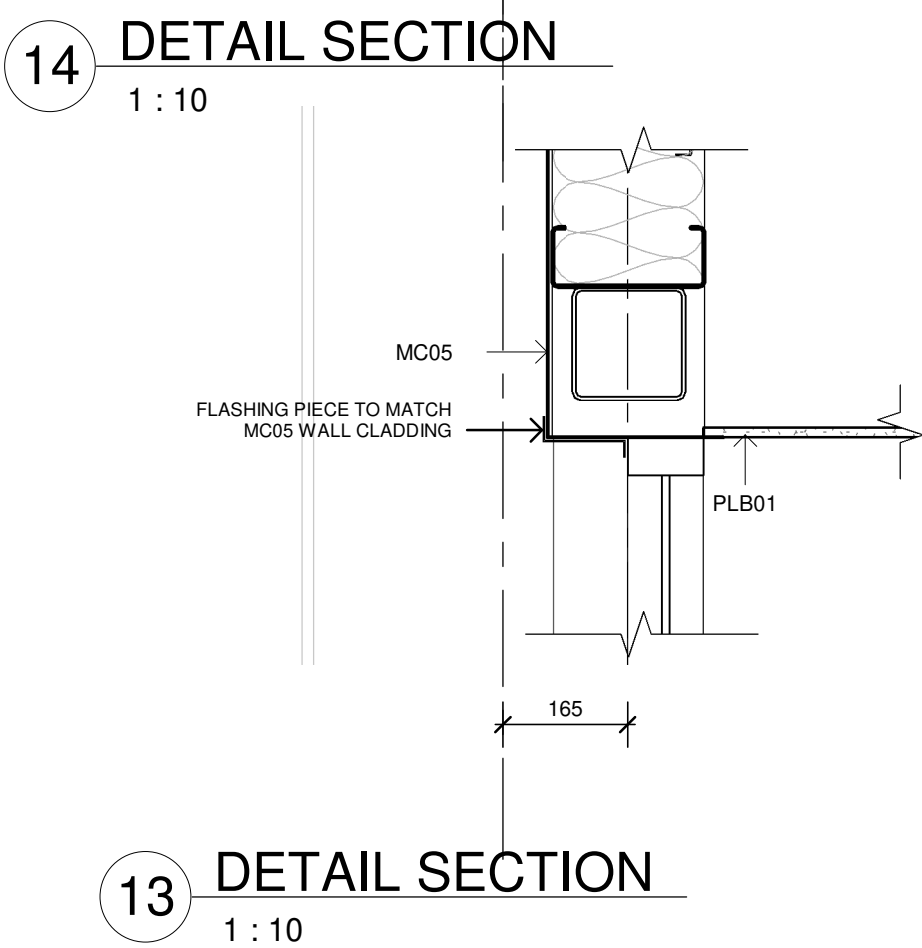
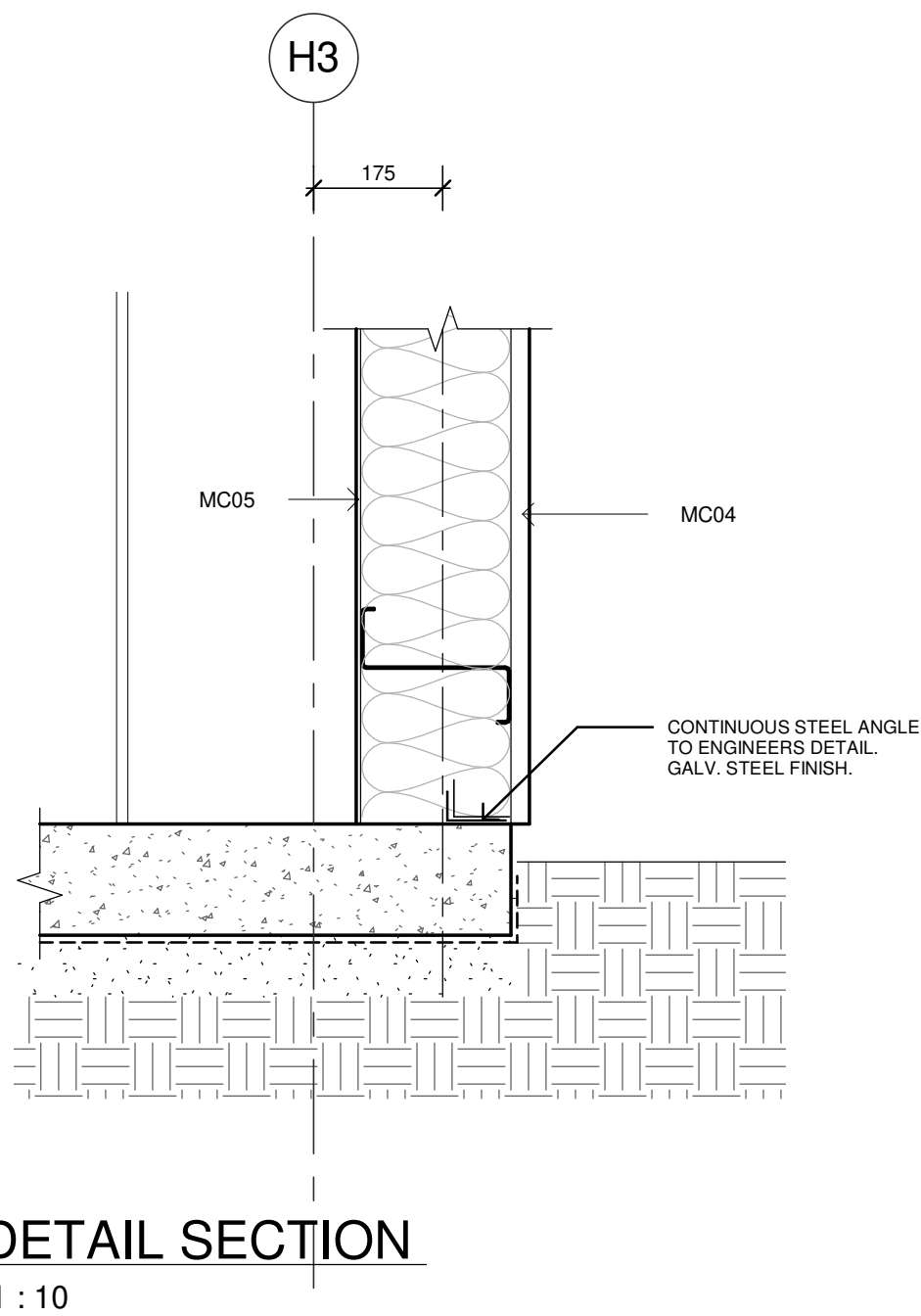
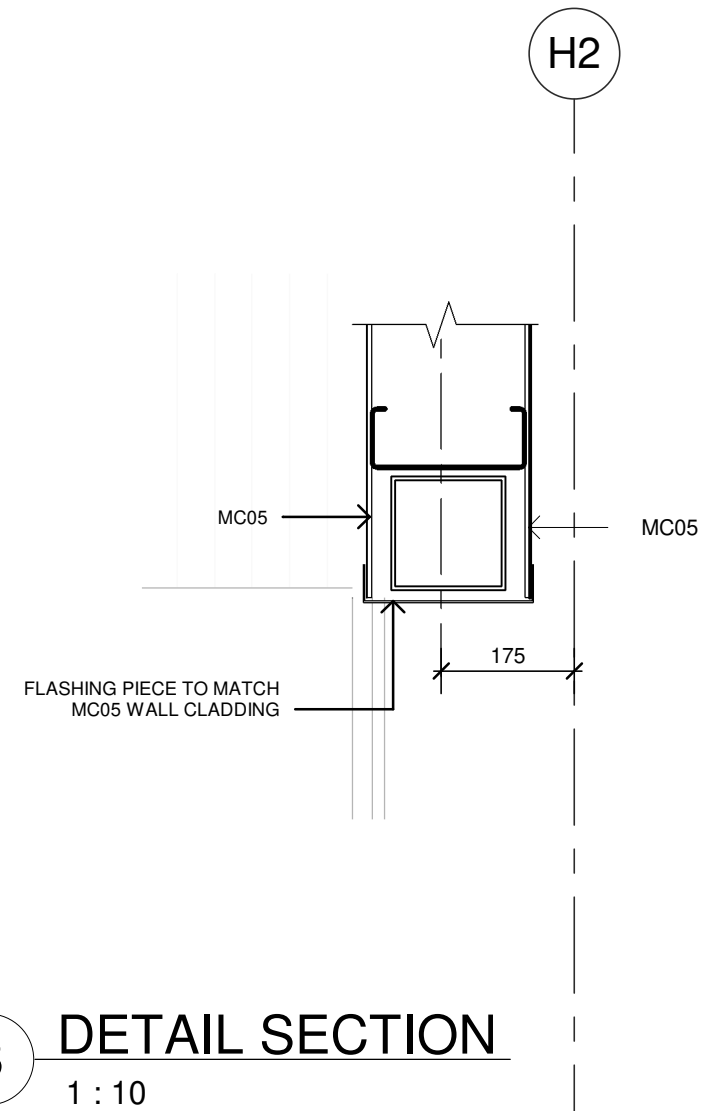
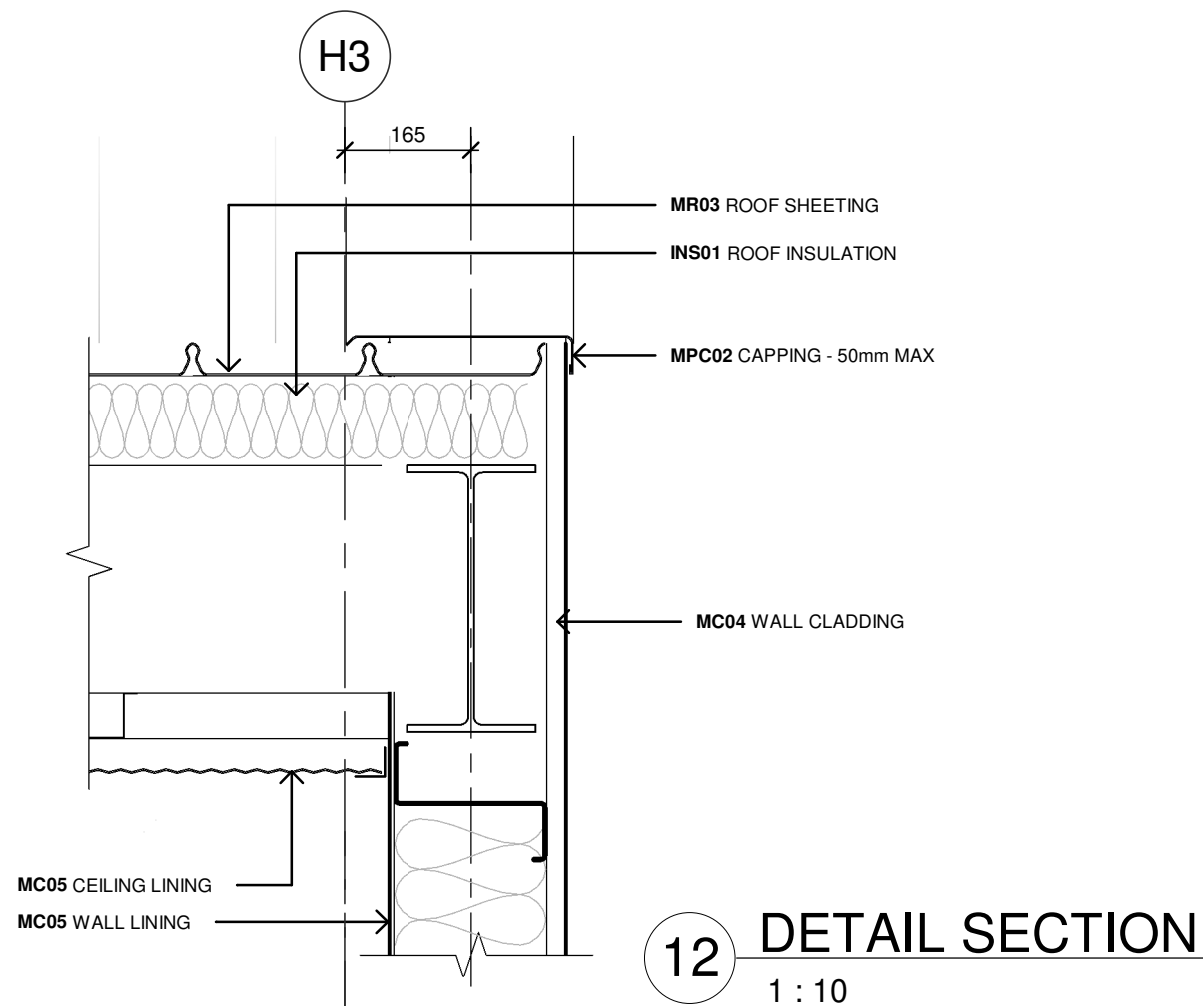
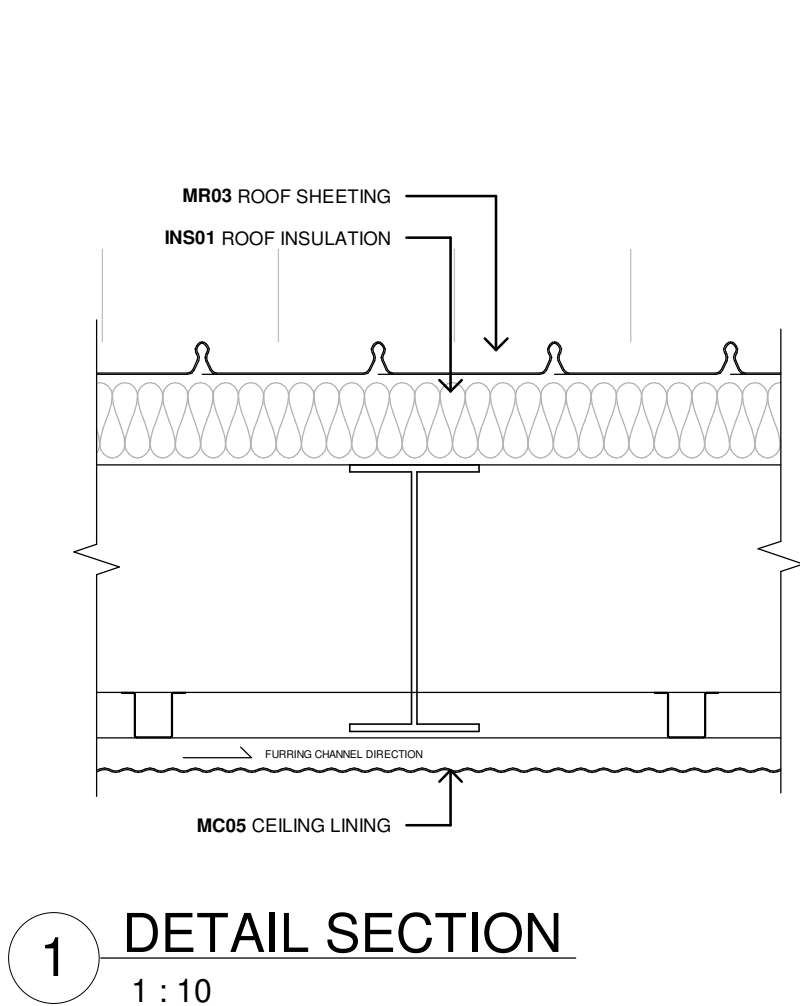
ABN 16 002 247 565

Date 4/10/2023 1:39:48 PM
Scale 1:10 @ A1

Drawing Reference
22281-NBRS-A-DD-7101

Revision
P1

0 0.1m 0.2m 0.3m 0.4m 0.5m 0.6m 0.7m 0.8m 1:10



PRELIMINARY

Issue No.	Date	Description	Chkd
P1	28/09/2023	90% DD ISSUE	JV

Changes to this Revision

PROJECT MANAGER
NSW PUBLIC WORKS ADVISORY
James Smith
0408 694 063
james.smith@pwa.nsw.gov.au

ARCHITECT, INTERIORS, LANDSCAPE
NBRS
John Vasco
4 Glen Street, Milsons Point, NSW 2061
02 9922 2344
john.vasco@nb.rs.com.au

STRUCTURAL
NORTHROP
Rory Dale
Level 11, 345 George Street Sydney NSW 2000
02 9241 4188
Rdale@northrop.com.au

CIVIL
NORTHROP
Joel DiFonzo
Level 11, 345 George Street Sydney NSW 2000
02 9156 3229
JDiFonzo@northrop.com.au

BUILDING SERVICES
NORTHROP
Brandon Shuttler
Level 2, 3 Horwood Place, Parramatta, NSW 2150
02 9156 3013
BShuttler@northrop.com.au

NCC CONSULTANT
MBG GROUP
Seb Howe
Suite 3/18 Sydney Rd, Manly NSW 2095
02 9939 1530
showe@mbg-group.com.au

Drawing Title
SECTION DETAILS - SHEET 02
AIRCRAFT HANGAR

Project
NSW RURAL FIRE SERVICE -
MONARO FIRE CONTROL CENTRE

11 GEEBUNG ST, POLO FLAT, NSW 2630
LOT 14 DP150029
SNOWY MONARO REGIONAL COUNCIL

for
NSW RURAL FIRE SERVICE



NBRS

+61 2 9922 2344
Nominated Architect:
Andrew Duffin NSW 5602
NBRS & Partners Pty Ltd VIC 51197
Any form of replication of this drawing in full or in part without the written permission of NBRS-PARTNERS Pty Ltd constitutes an infringement of the copyright.
© 2022

nb.rs.com.au

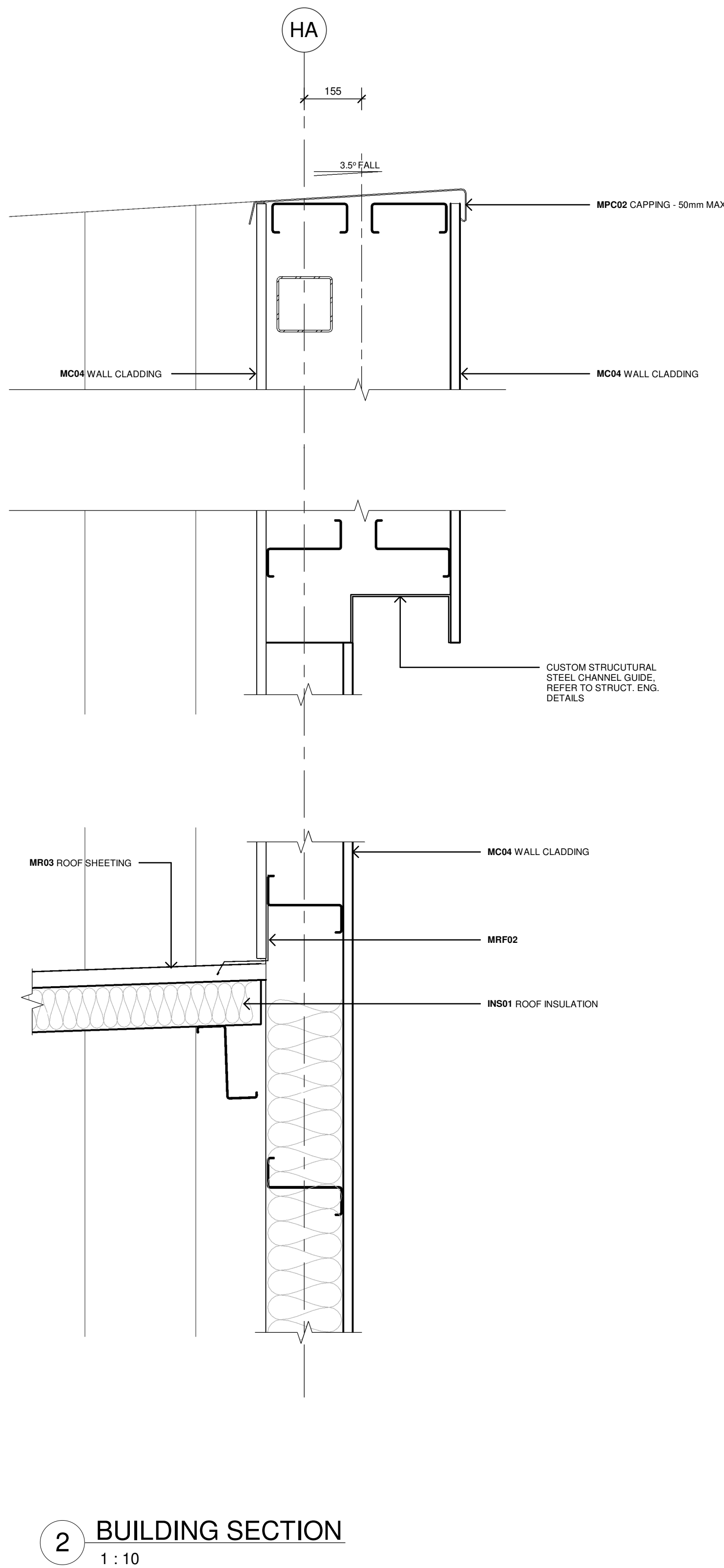
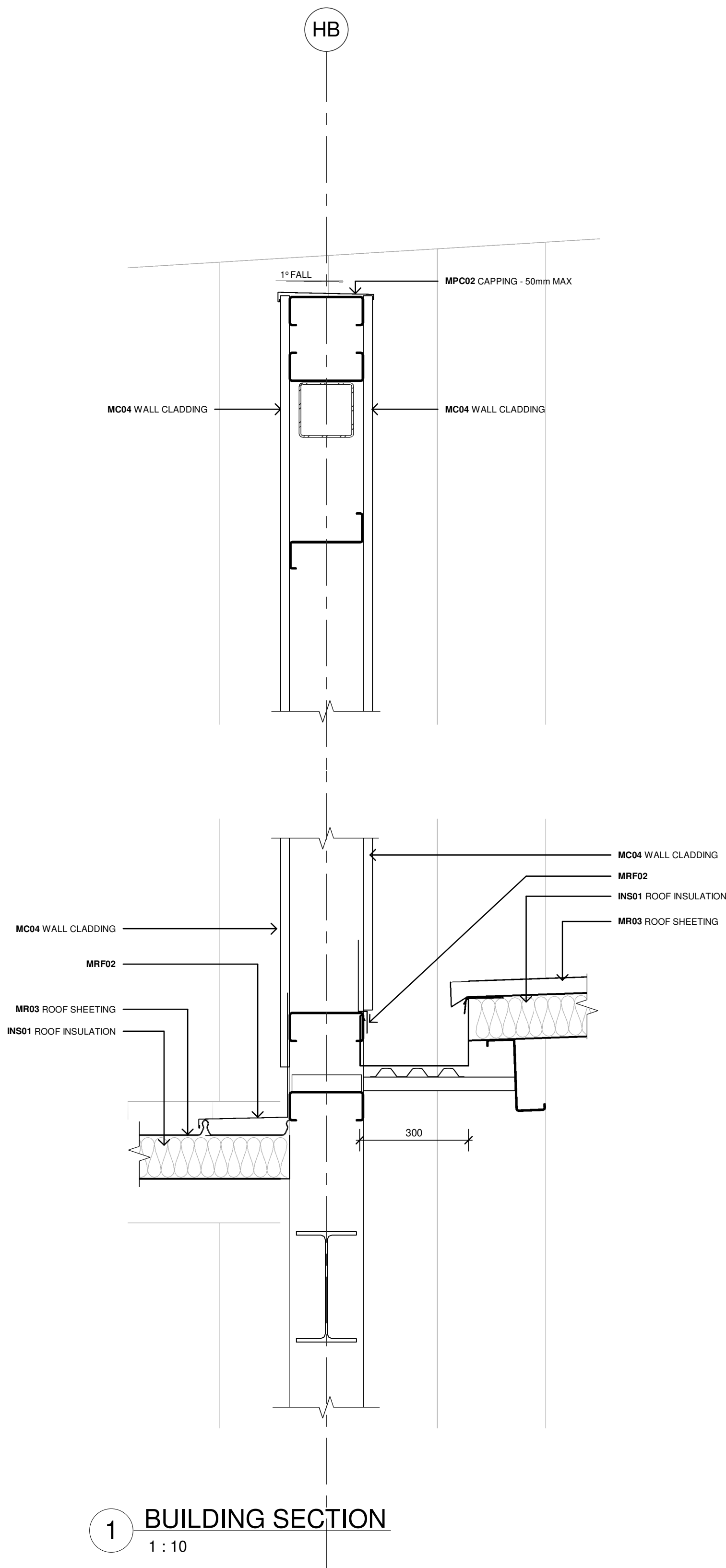
ABN 16 002 247 565

Date 4/10/2023 1:40:13 PM
Scale 1 : 10 @ A1

Drawing Reference
22281-NBRS-A-DD-7102

Revision
P1

10 110 120 130 140 150 160 170 180 190 1000



Issue No.	Date	Description	Chkd
P1	28/09/2023	90% DD ISSUE	JV

Changes to this Revision

PROJECT MANAGER
NSW PUBLIC WORKS ADVISORY
James Smith
0408 694 063
james.smith@pwa.nsw.gov.au

ARCHITECT, INTERIORS, LANDSCAPE
NBRS
John Vasco
4 Glen Street, Milsons Point, NSW 2061
02 9922 2344
john.vasco@nbrs.com.au

STRUCTURAL
NORTHROP
Rory Dale
Level 11, 345 George Street Sydney NSW 2000
02 9241 4188
RDale@northrop.com.au

CIVIL
NORTHROP
Joel DiFonzo
Level 11, 345 George Street Sydney NSW 2000
02 9156 3229
JDiFonzo@northrop.com.au

BUILDING SERVICES
NORTHROP
Brandon Shuttler
Level 2, 3 Horwood Place, Parramatta, NSW 2150
02 9156 3013
BShuttler@northrop.com.au

NCC CONSULTANT
MBG GROUP
Seb Howe
Suite 3/18 Sydney Rd, Manly NSW 2095
02 9939 1530
showe@mbg-group.com.au

Drawing Title
SECTION DETAILS - SHEET 03
AIRCRAFT HANGAR

Project
NSW RURAL FIRE SERVICE -
MONARO FIRE CONTROL CENTRE

11 GEEBUNG ST, POLO FLAT, NSW 2630
LOT 14 DP150029
SNOWY MONARO REGIONAL COUNCIL

for
NSW RURAL FIRE SERVICE



NBRS

+61 2 9922 2344
Nominated Architect:
Andrew Duffin NSW 5602
NBRS & Partners Pty Ltd VIC 51197
Any form of replication of this drawing in full or in part without the written permission of NBRS-PARTNERS Pty Ltd constitutes an infringement of the copyright.
© 2022

nbrs.com.au

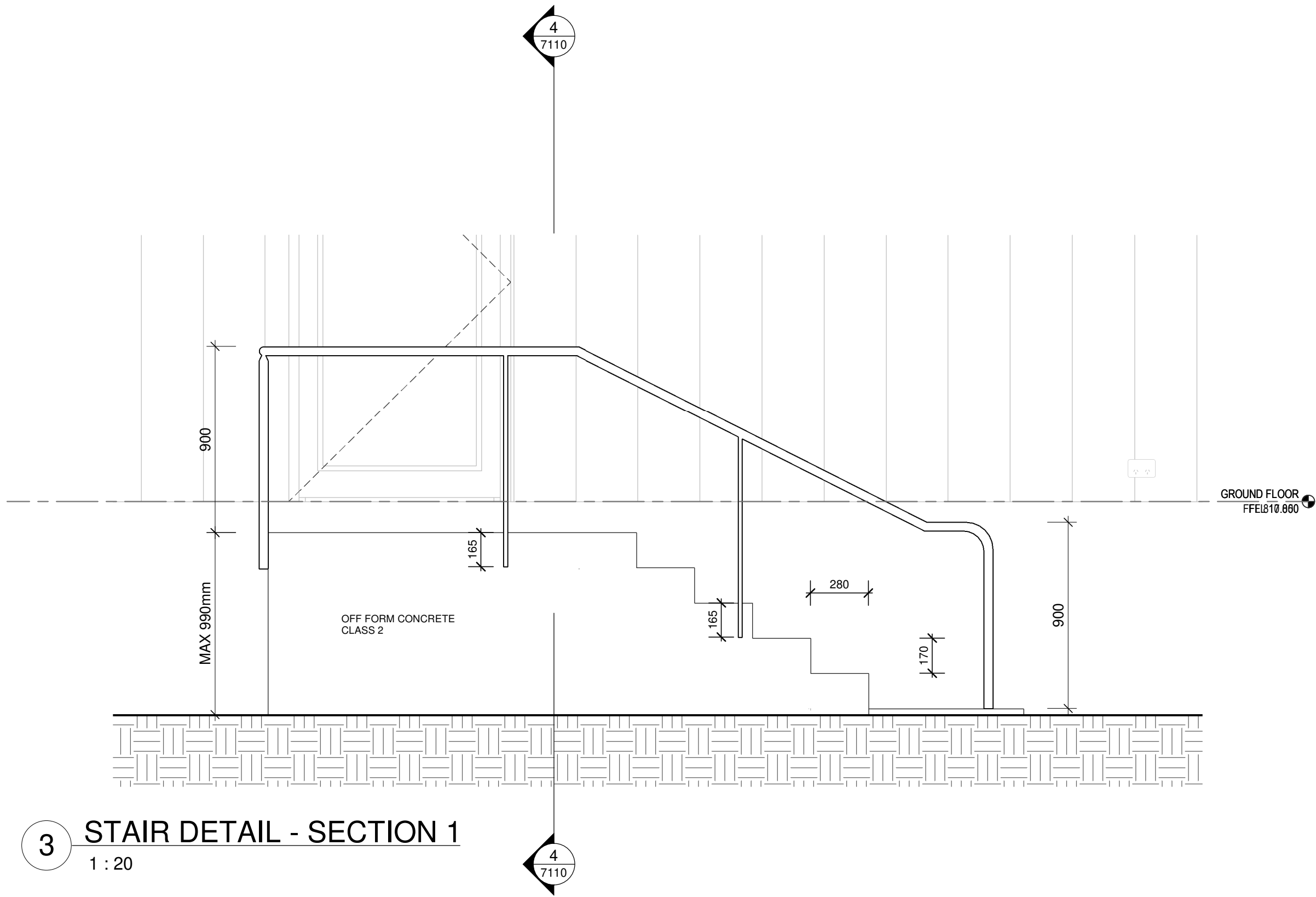
ABN 16 002 247 565

Date 4/10/2023 1:40:30 PM
Scale 1:100 @ A1

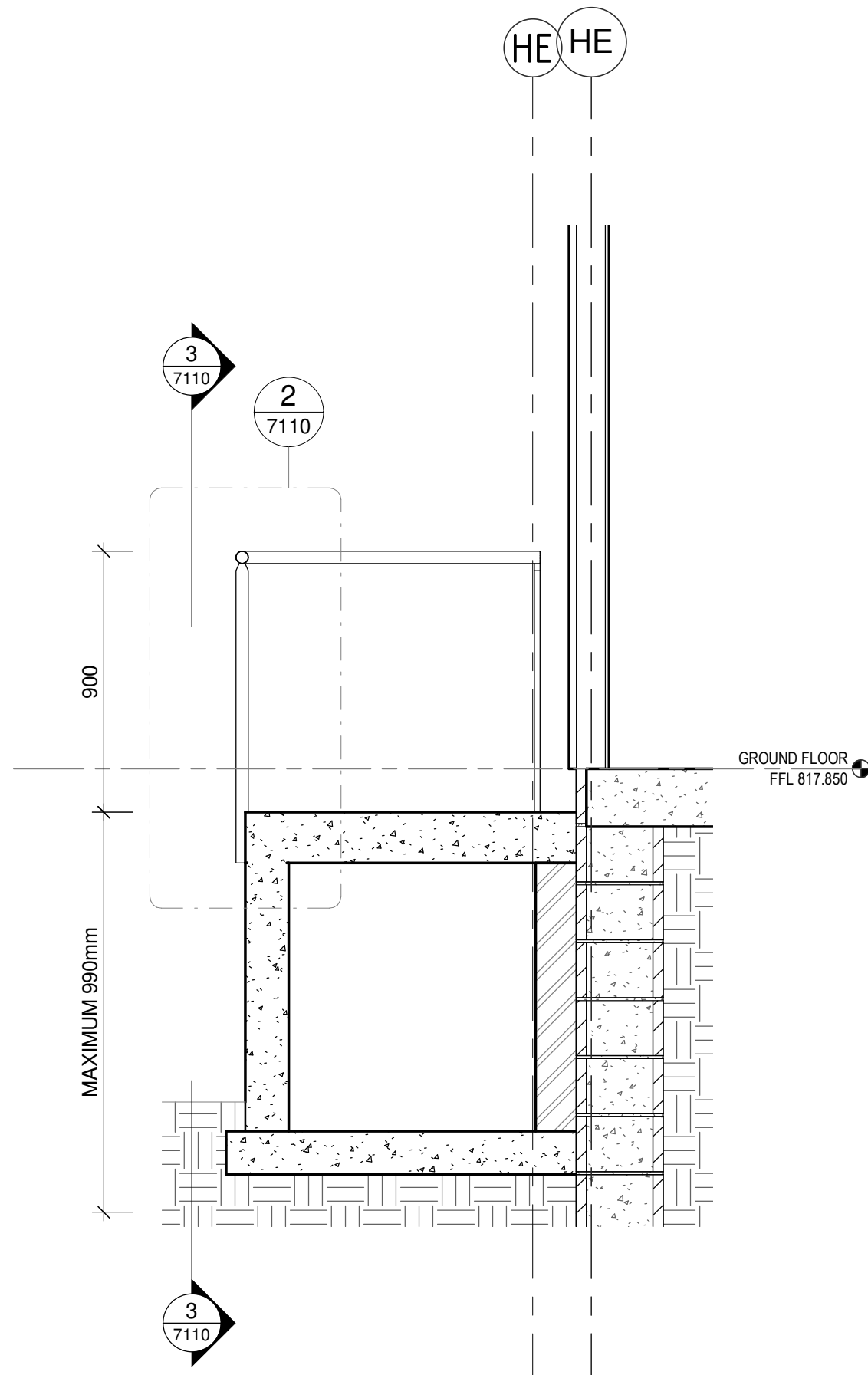
Drawing Reference
22281-NBRS-A-DD-7103

Revision
P1

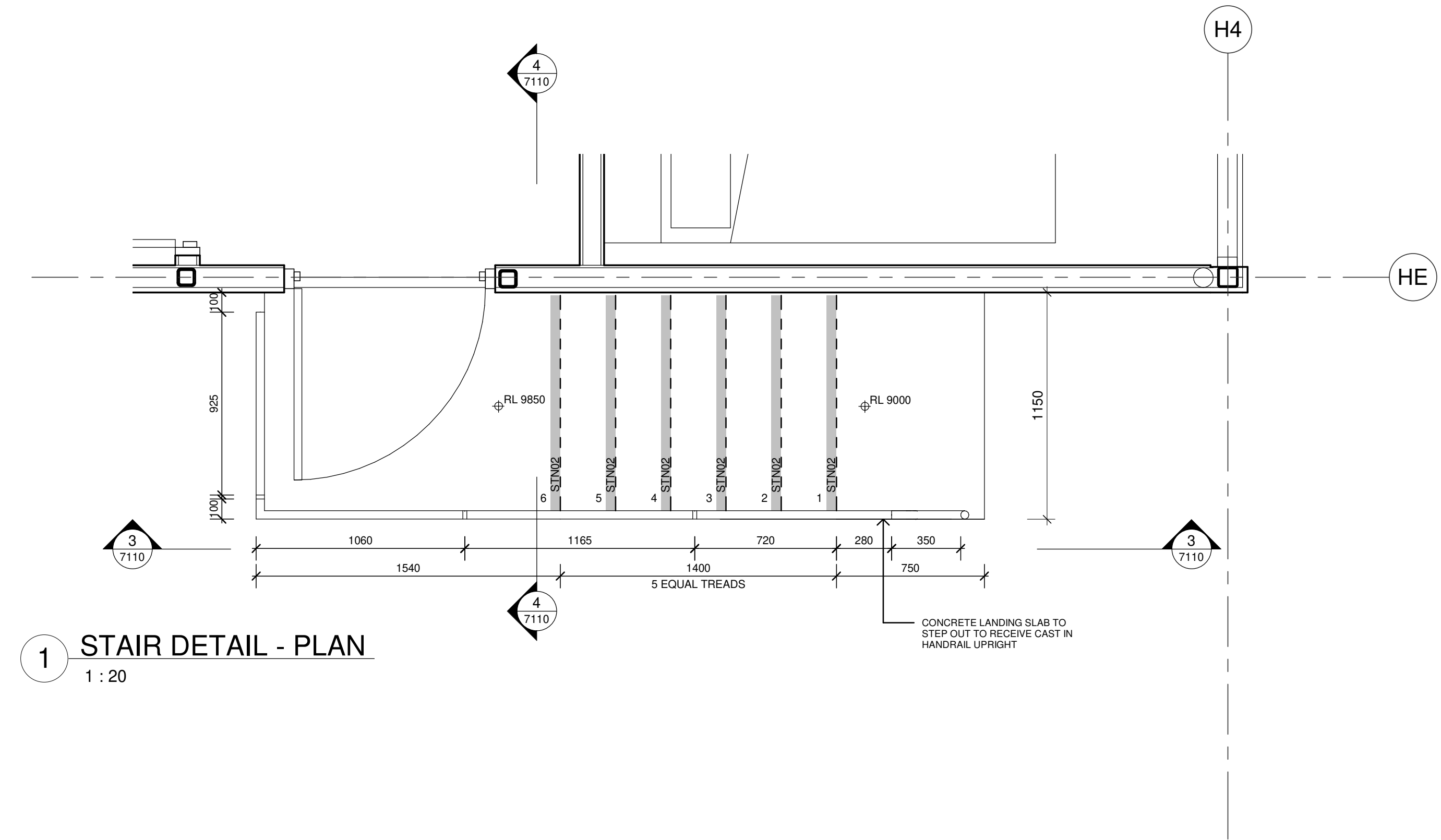
PRELIMINARY



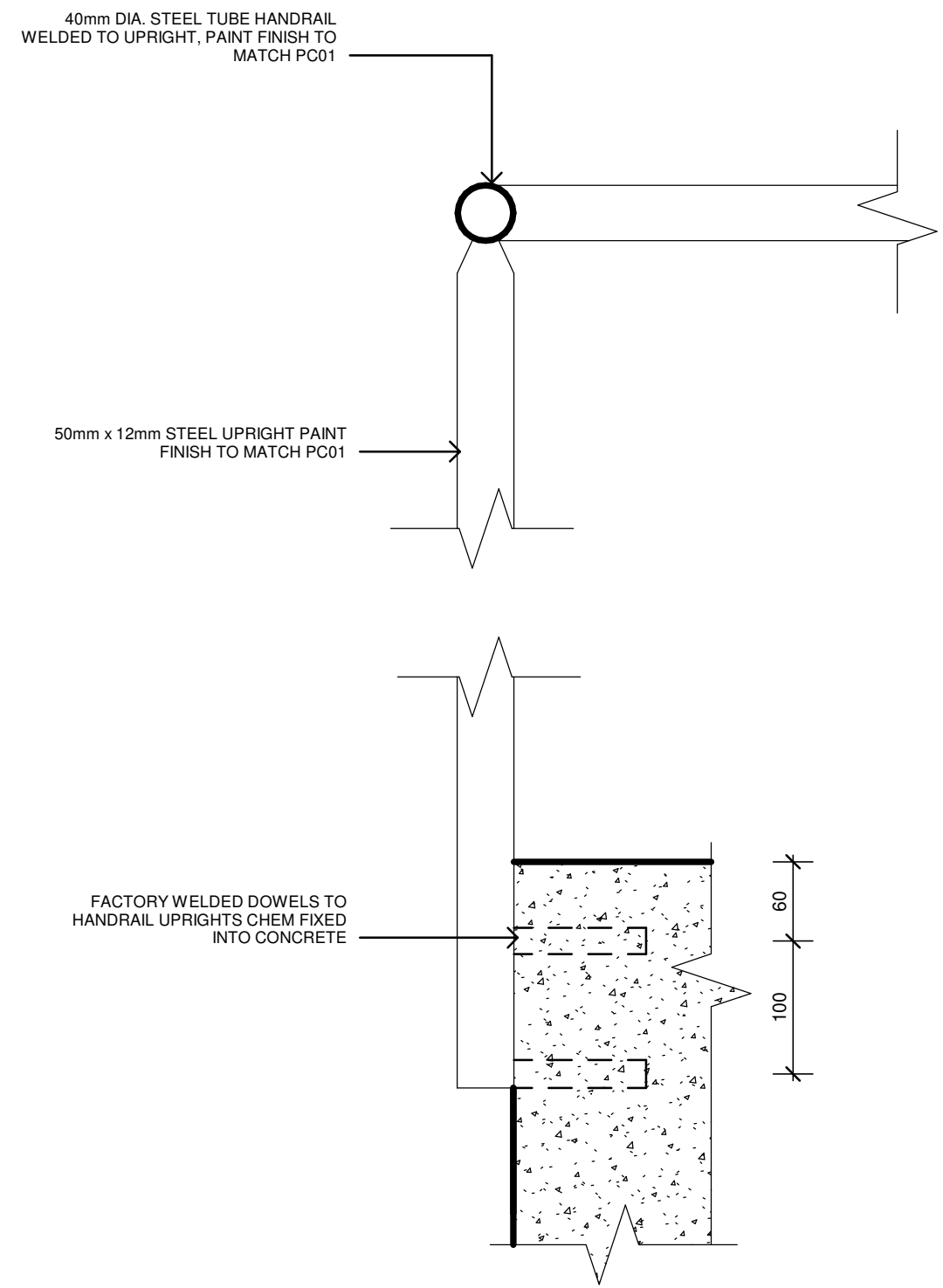
3 STAIR DETAIL - SECTION 1
1 : 20



4 STAIR DETAIL - SECTION 2
1 : 20



1 STAIR DETAIL - PLAN
1 : 20



2 HANDRAIL DETAIL
1 : 5

PRELIMINARY

Issue No.	Date	Description	Chkd
P1	28/09/2023	90% DD ISSUE	JV

Changes to this Revision

PROJECT MANAGER
NSW PUBLIC WORKS ADVISORY
James Smith
0408 694 063
james.smith@pwa.nsw.gov.au

ARCHITECT, INTERIORS, LANDSCAPE
NBRS
John Vasco
4 Glen Street, Milsons Point, NSW 2061
02 9922 2344
john.vasco@nb.rs.com.au

STRUCTURAL
NORTHROP
Rory Dale
Level 11, 345 George Street Sydney NSW 2000
02 9241 4188
Rdale@northrop.com.au

CIVIL
NORTHROP
Joel DiFonzo
Level 11, 345 George Street Sydney NSW 2000
02 9156 3229
JDiFonzo@northrop.com.au

BUILDING SERVICES
NORTHROP
Brandon Shuttar
Level 2, 3 Horwood Place, Parramatta, NSW 2150
02 9156 3013
BShuttar@northrop.com.au

NCC CONSULTANT
MBG GROUP
Seb Howe
Suite 3/18 Sydney Rd, Manly NSW 2095
02 9939 1530
showe@mbg-group.com.au

Drawing Title
STAIR DETAILS
AIRCRAFT HANGAR

Project
NSW RURAL FIRE SERVICE -
MONARO FIRE CONTROL CENTRE

11 GEEBUNG ST, POLO FLAT, NSW 2630
LOT 14 DP150029
SNOWY MONARO REGIONAL COUNCIL

for
NSW RURAL FIRE SERVICE



NBRS

+61 2 9922 2344
Nominated Architect:
Andrew Duffin NSW 5602
NBRS & Partners Pty Ltd VIC 51197
Any form of replication of this drawing in full or in part without the written permission of NBRS-PARTNERS Pty Ltd constitutes an infringement of the copyright.
© 2022

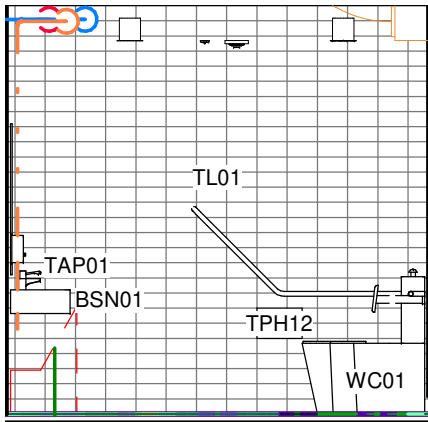
nb.rs.com.au

ABN 16 002 247 565

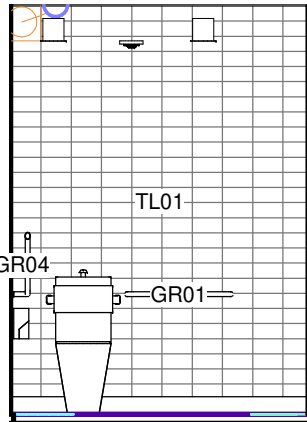
Date 4/10/2023 1:40:46 PM
Scale As indicated @ A1

Drawing Reference
22281-NBRS-A-DD-7110

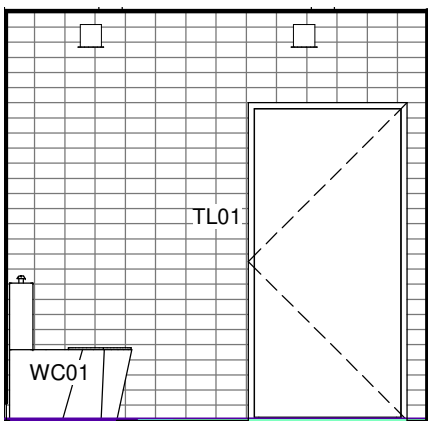
Revision
P1



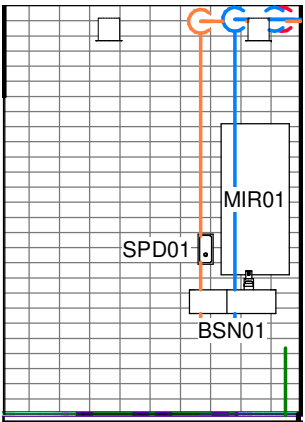
2 ACC WC ELEVATION 01
1 : 50



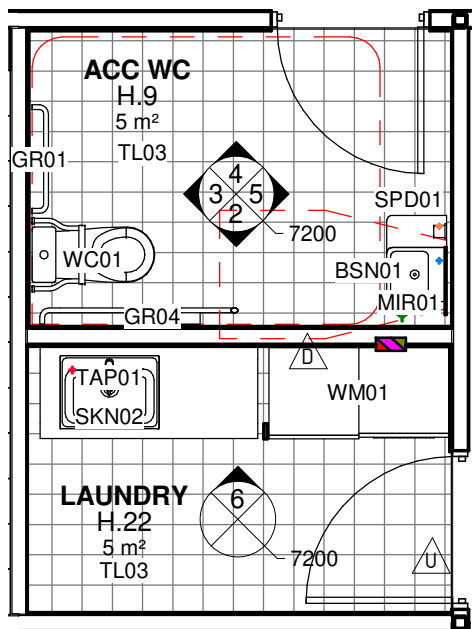
3 ACC WC ELEVATION 02
1 : 50



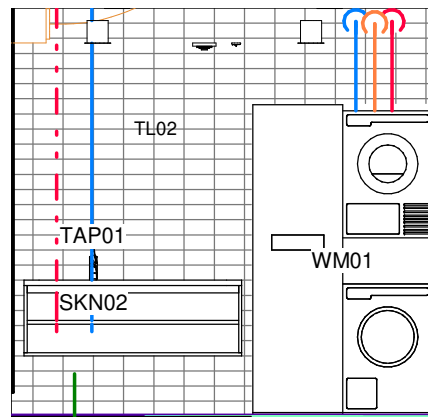
4 ACC WC ELEVATION 03
1 : 50



5 ACC WC ELEVATION 04
1 : 50

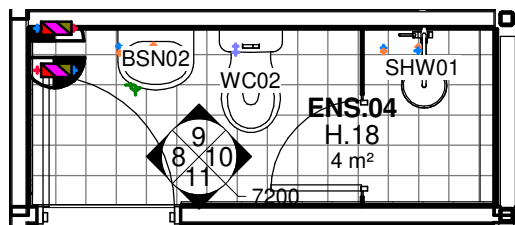


1 ACC WC & LAUNDRY PLAN
1 : 50

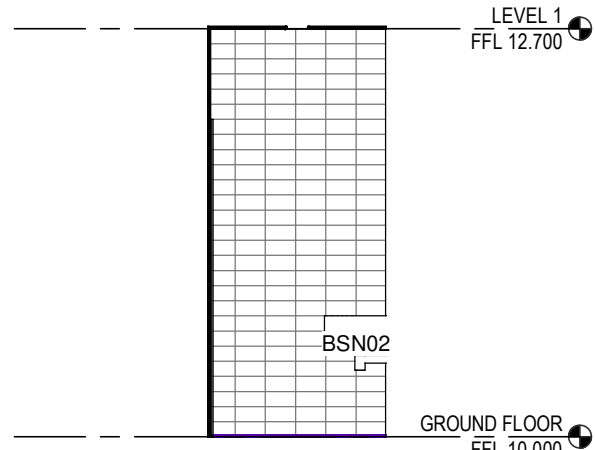


ALL WALLS TILED FULL HEIGHT TL02

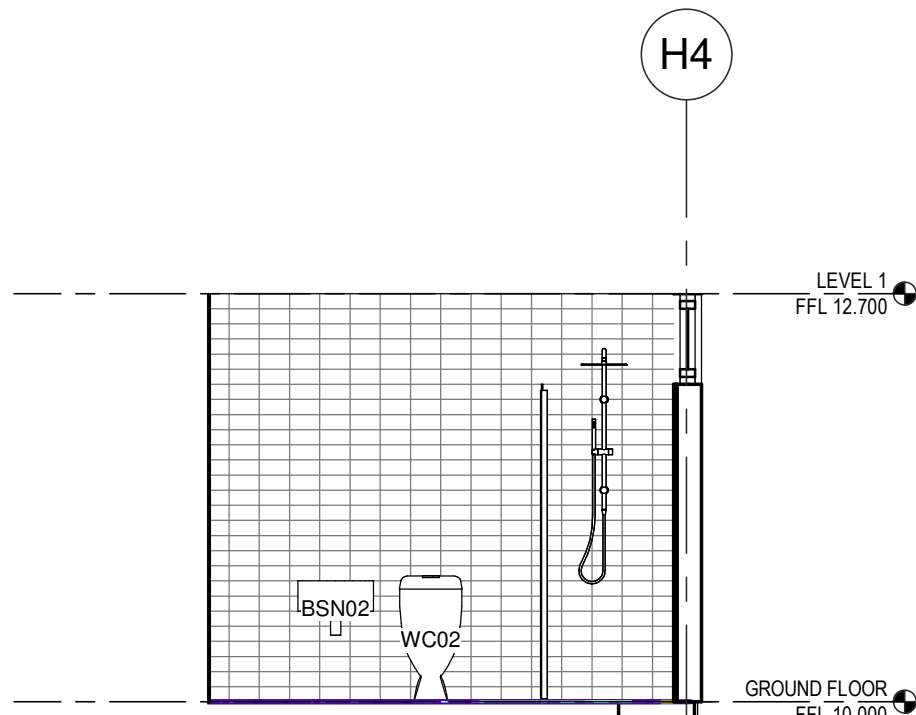
6 LAUNDRY ELEVATION 01
1 : 50



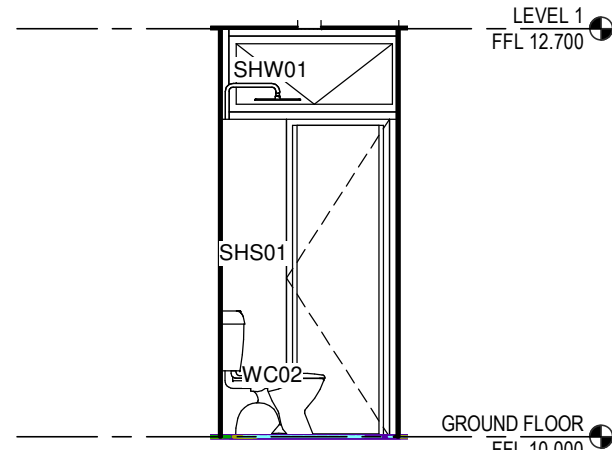
7 ENSUITE PLAN
1 : 50



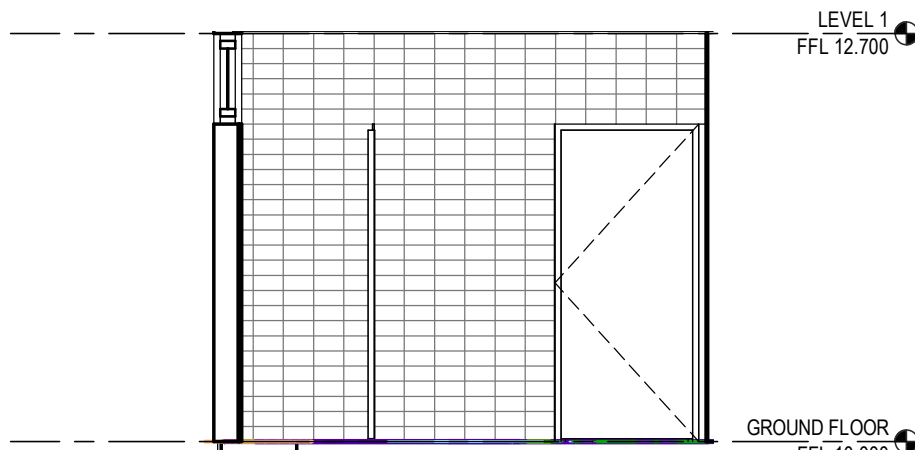
8 ENSUITE ELEVATION 01
1 : 50



9 ENSUITE ELEVATION 02
1 : 50



10 ENSUITE ELEVATION 03
1 : 50



11 ENSUITE ELEVATION 04
1 : 50

Issue No.	Date	Description	Chkd
P1	28/09/2023	90% DD ISSUE	JV

Changes to this Revision

PROJECT MANAGER
NSW PUBLIC WORKS ADVISORY
James Smith
0408 694 063
james.smith@pwa.nsw.gov.au

ARCHITECT, INTERIORS, LANDSCAPE
NBRS
John Vasco
4 Glen Street, Milsons Point, NSW 2061
02 9922 2344
john.vasco@nb.rs.com.au

STRUCTURAL
NORTHROP
Rory Dale
Level 11, 345 George Street Sydney NSW 2000
02 9241 4188
RDale@northrop.com.au

CIVIL
NORTHROP
Joel DiFonzo
Level 11, 345 George Street Sydney NSW 2000
02 9156 3229
JDIFonzo@northrop.com.au

BUILDING SERVICES
NORTHROP
Brandon Shuttler
Level 2, 3 Horwood Place, Parramatta, NSW 2150
02 9156 3013
BShuttler@northrop.com.au

NCC CONSULTANT
MBG GROUP
Seb Howe
Suite 3/18 Sydney Rd, Manly NSW 2095
02 9939 1530
showe@mbg-group.com.au

Drawing Title
WET AREAS
AIRCRAFT HANGAR

Project
NSW RURAL FIRE SERVICE -
MONARO FIRE CONTROL CENTRE

11 GEEBUNG ST, POLO FLAT, NSW 2630
LOT 14 DP150029
SNOWY MONARO REGIONAL COUNCIL

for
NSW RURAL FIRE SERVICE



NBRS

+61 2 9922 2344
Nominated Architect:
Andrew Duffin NSW 5602
NBRS & Partners Pty Ltd VIC 51197
Any form of replication of this drawing in full or in part without the written permission of NBRS-PARTNERS Pty Ltd constitutes an infringement of the copyright.
© 2022

nb.rs.com.au

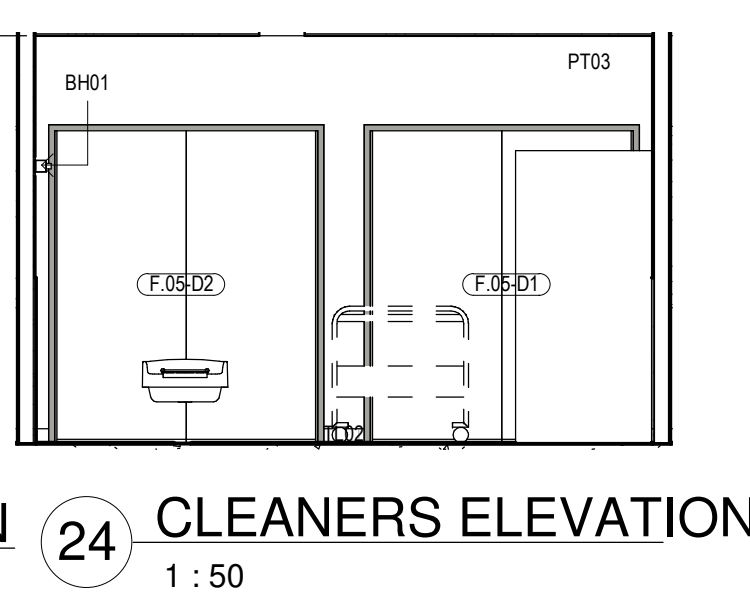
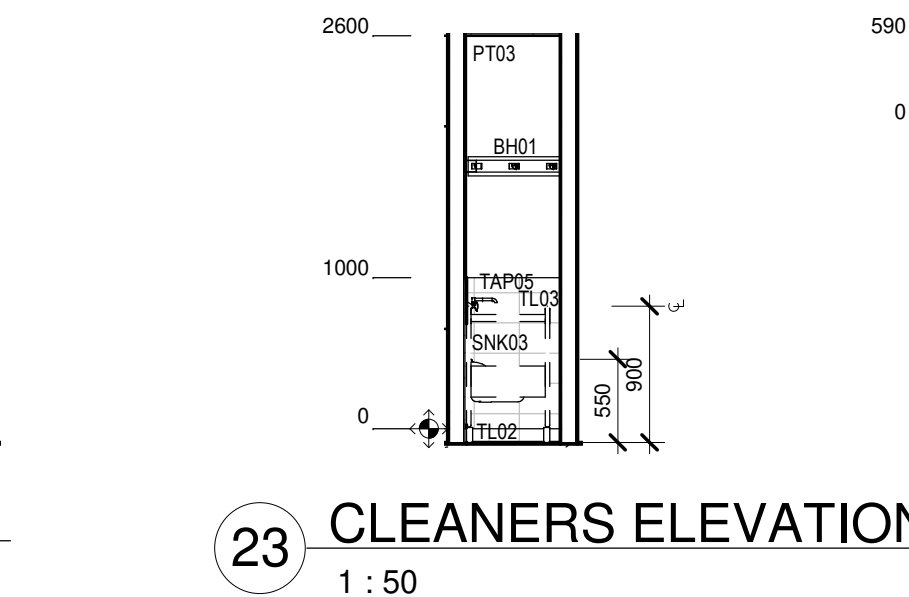
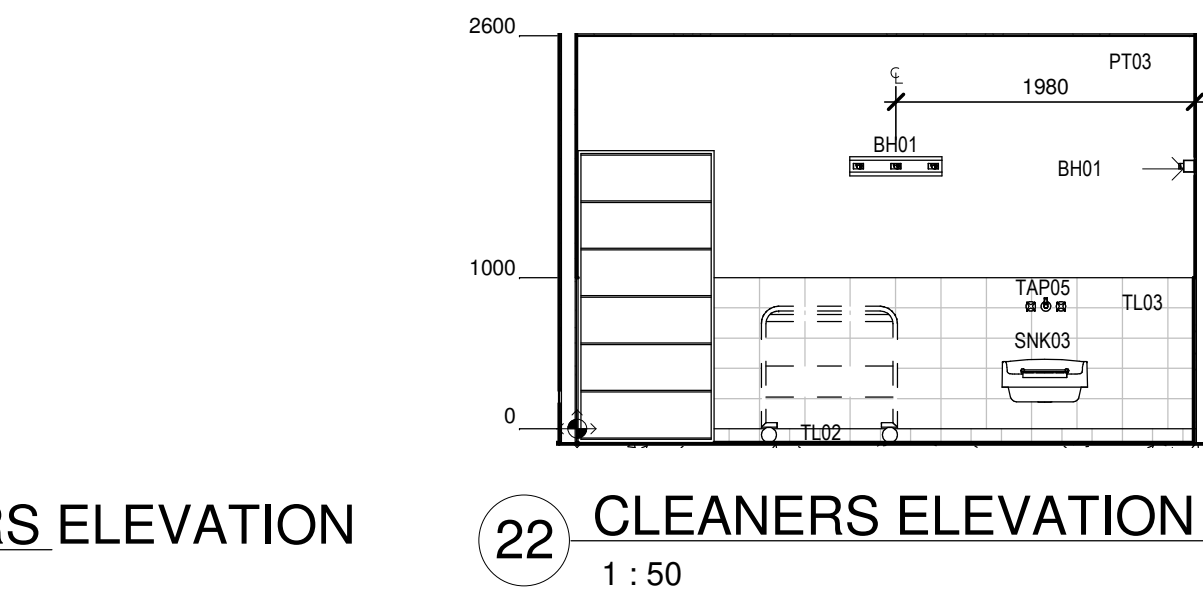
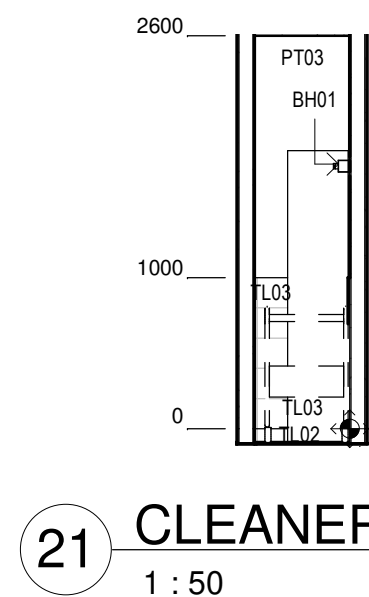
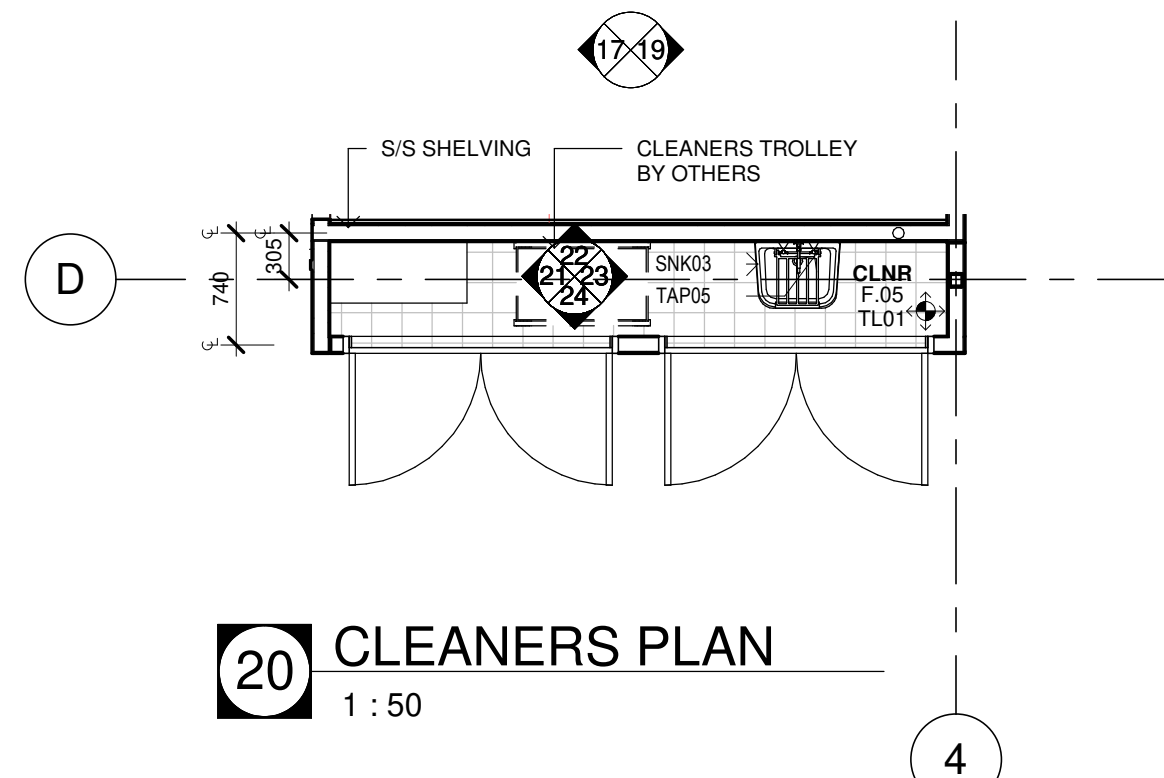
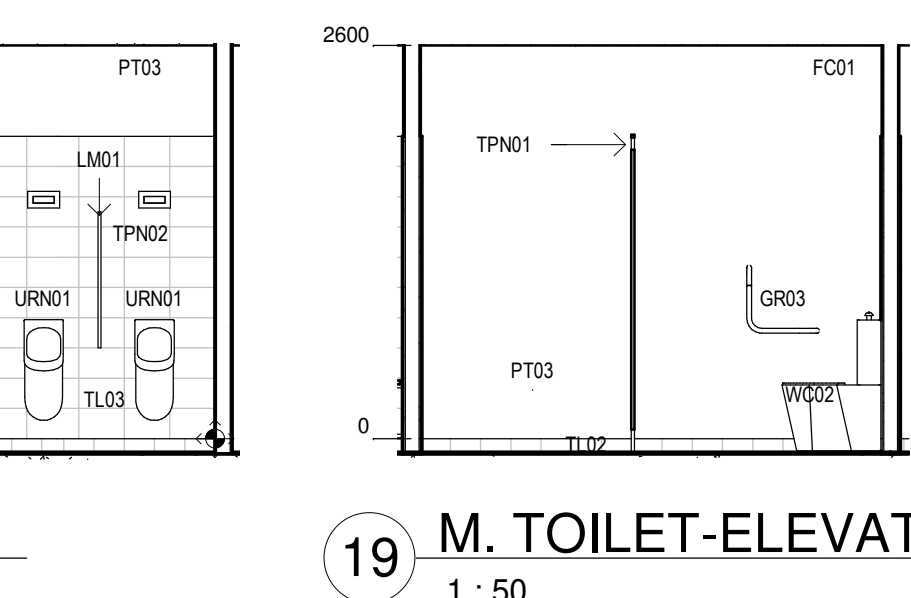
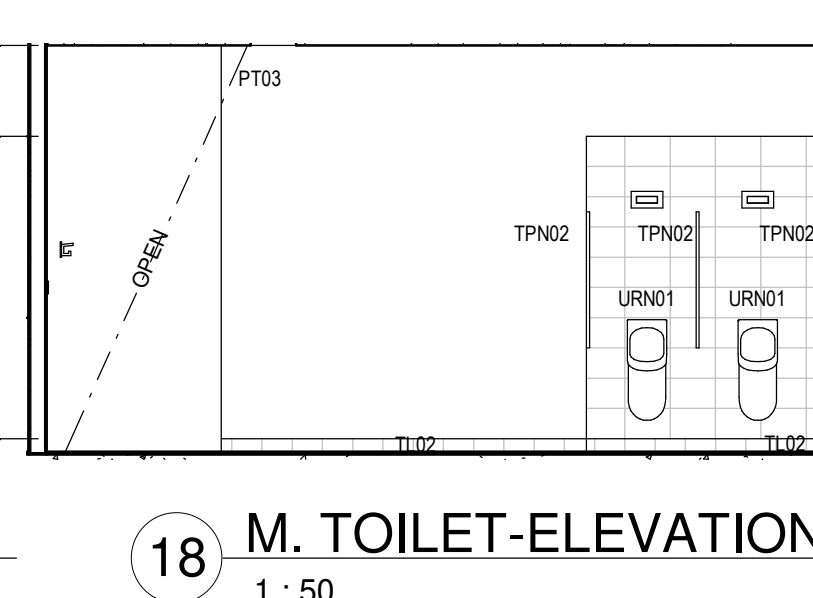
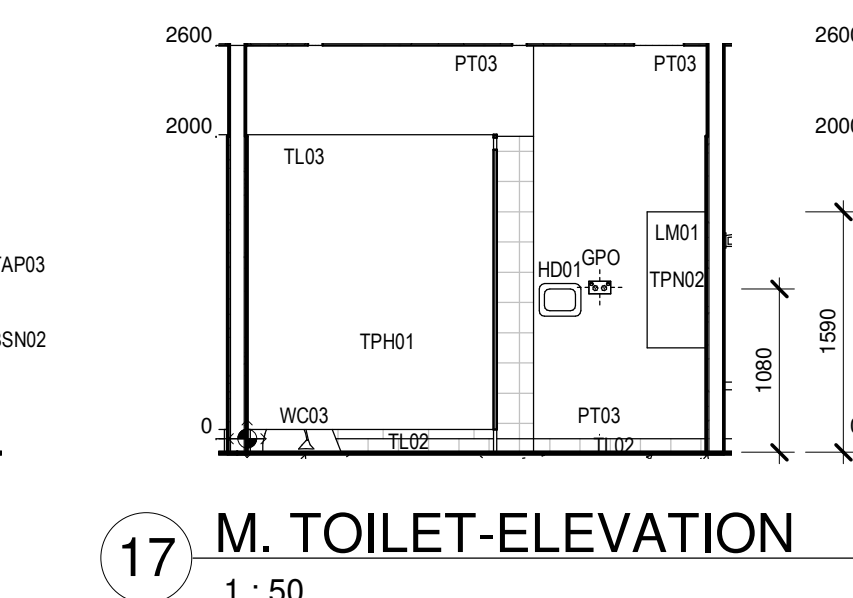
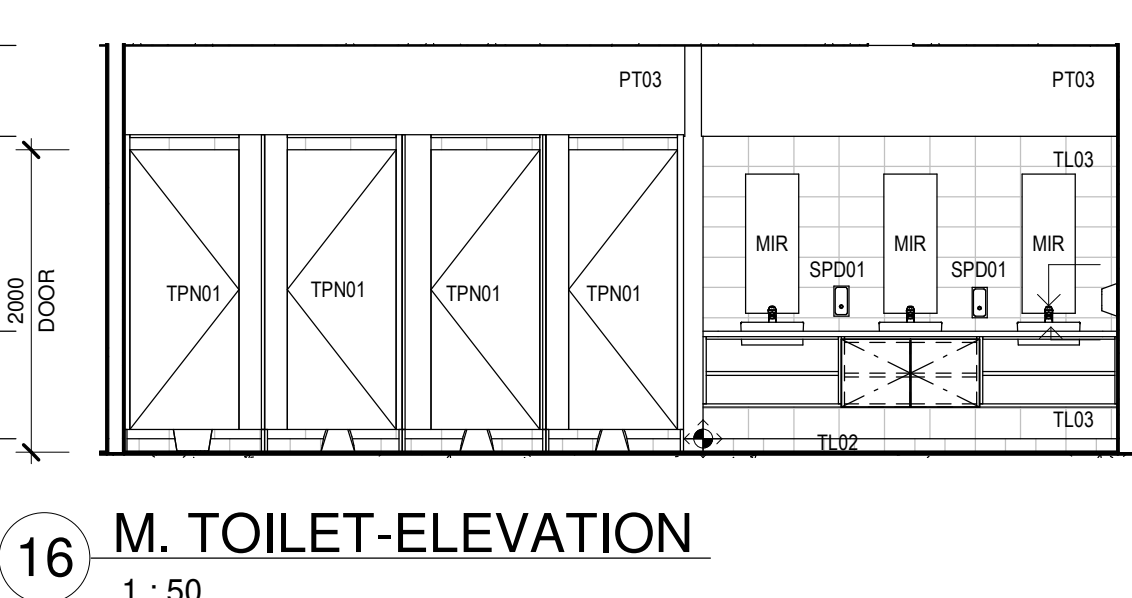
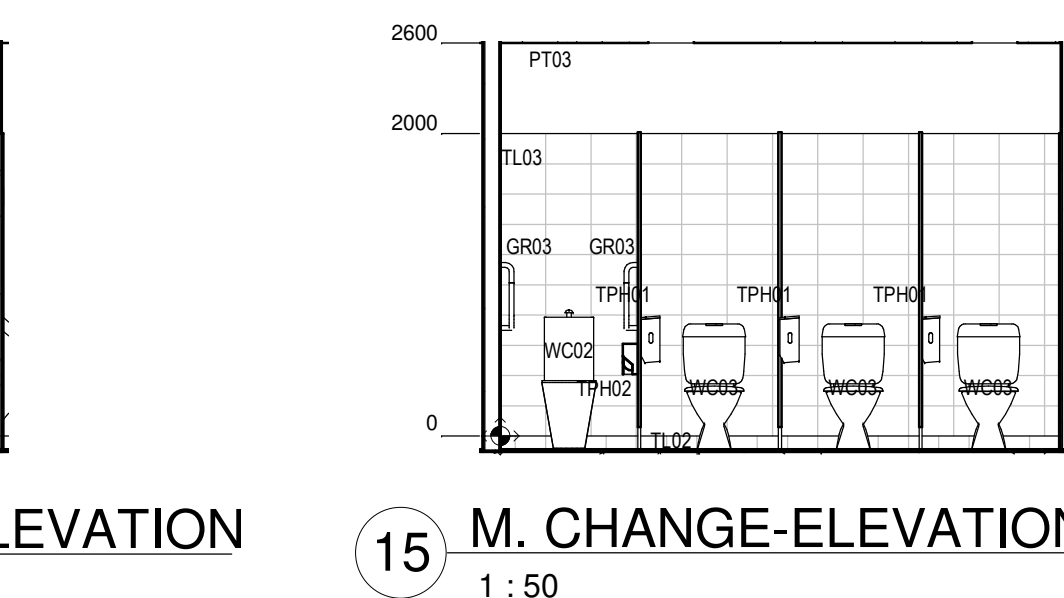
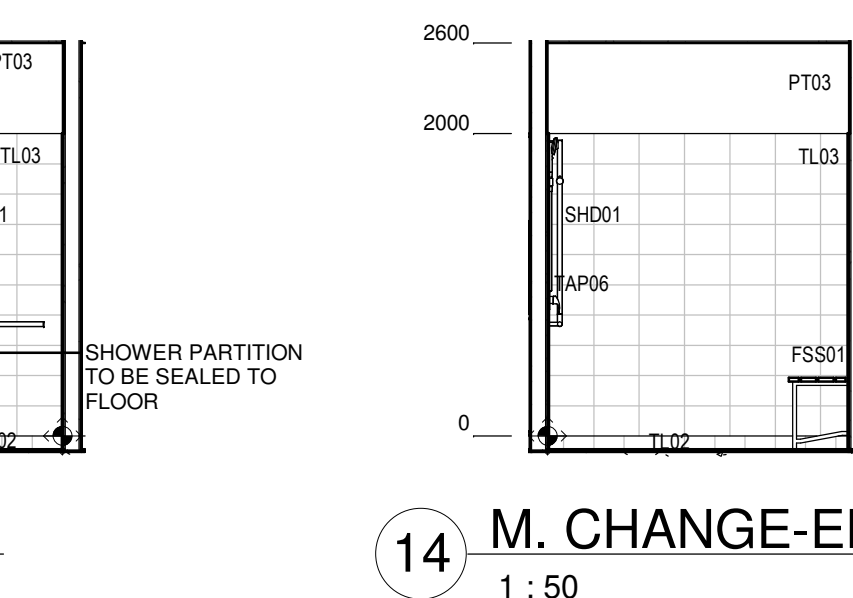
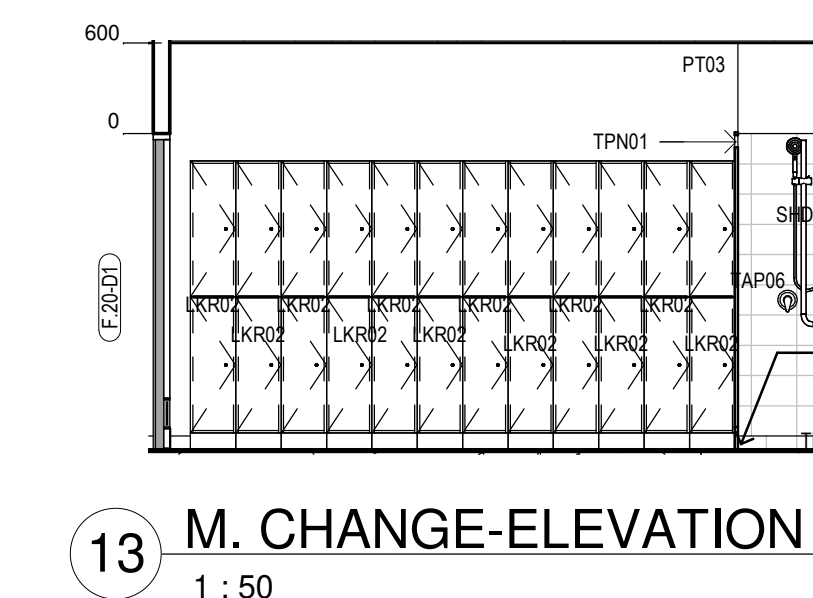
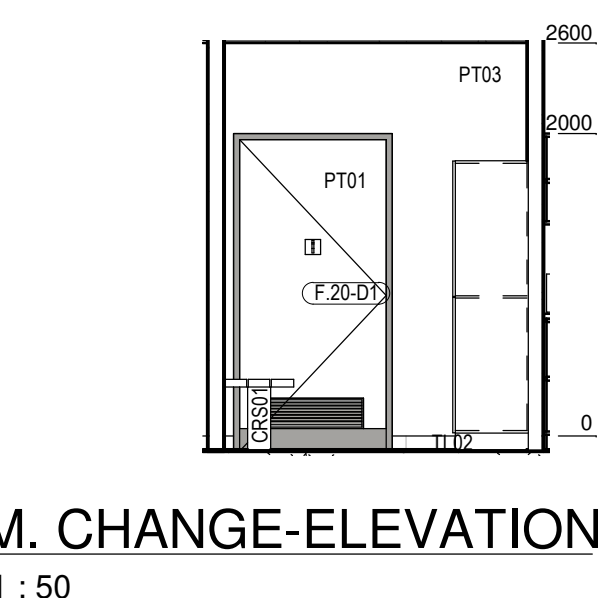
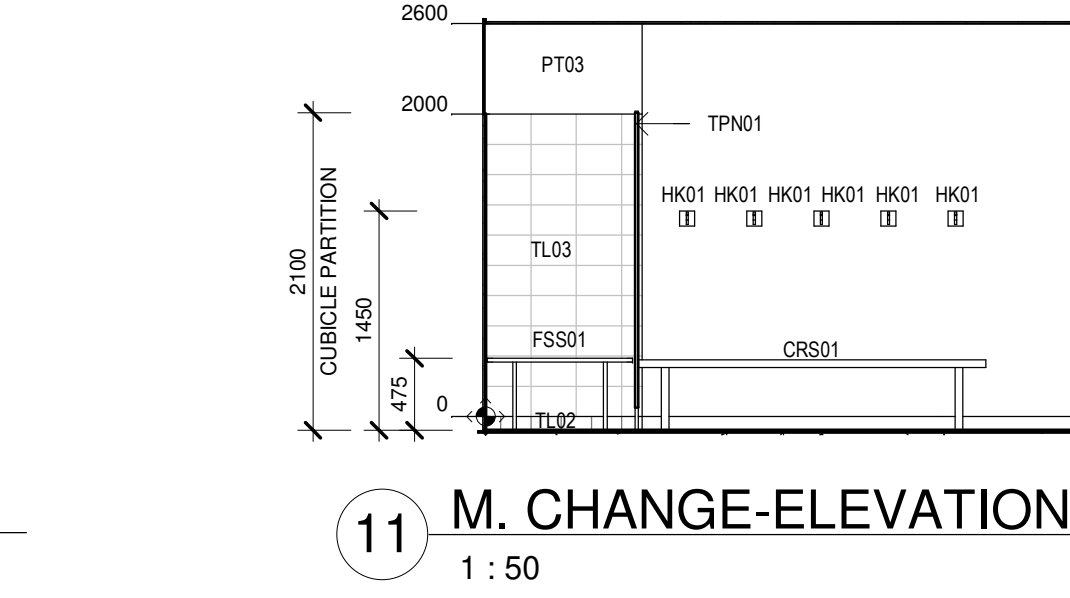
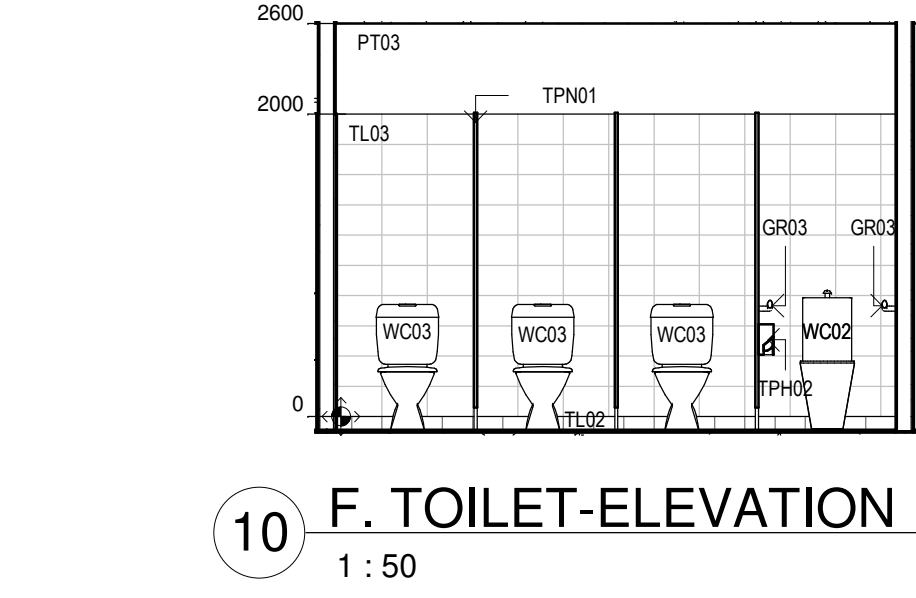
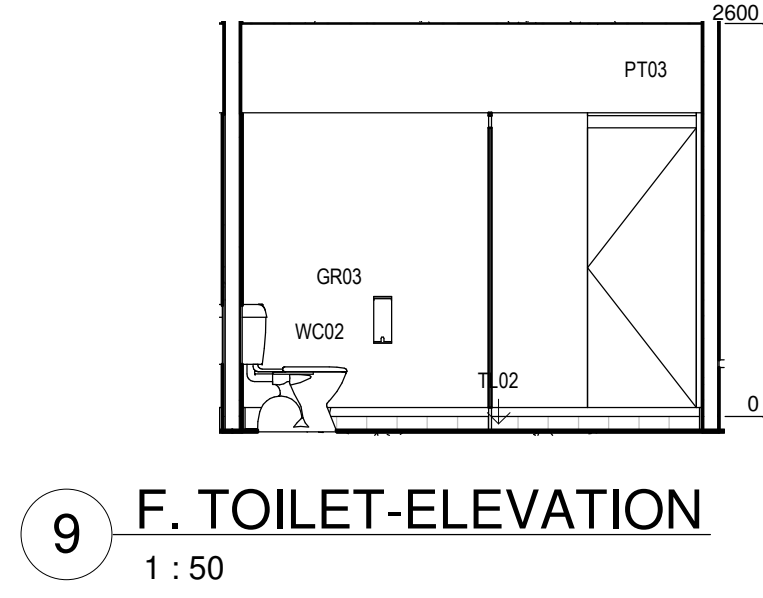
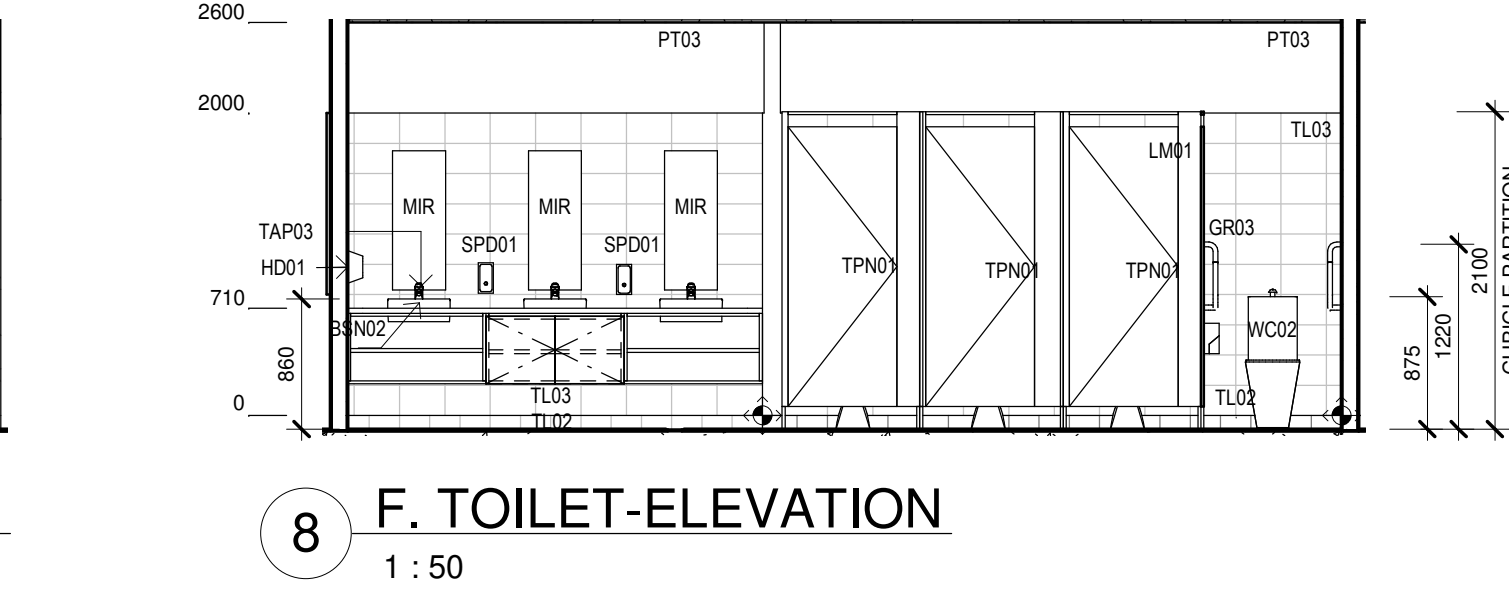
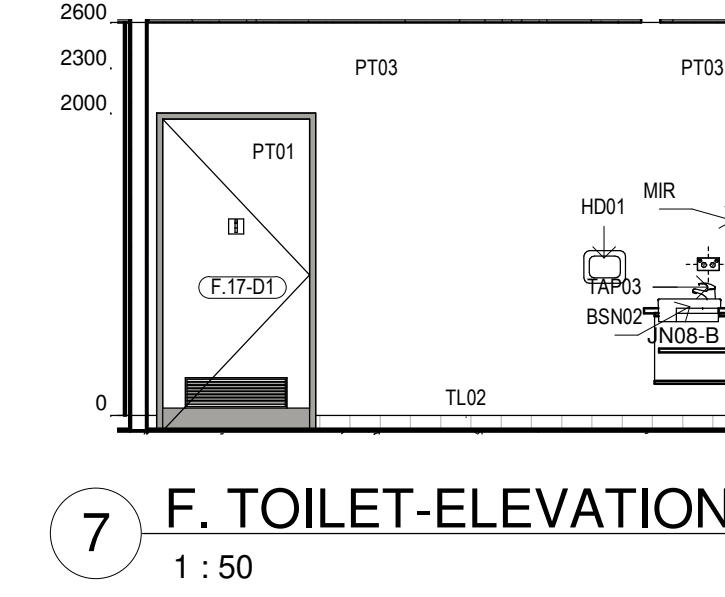

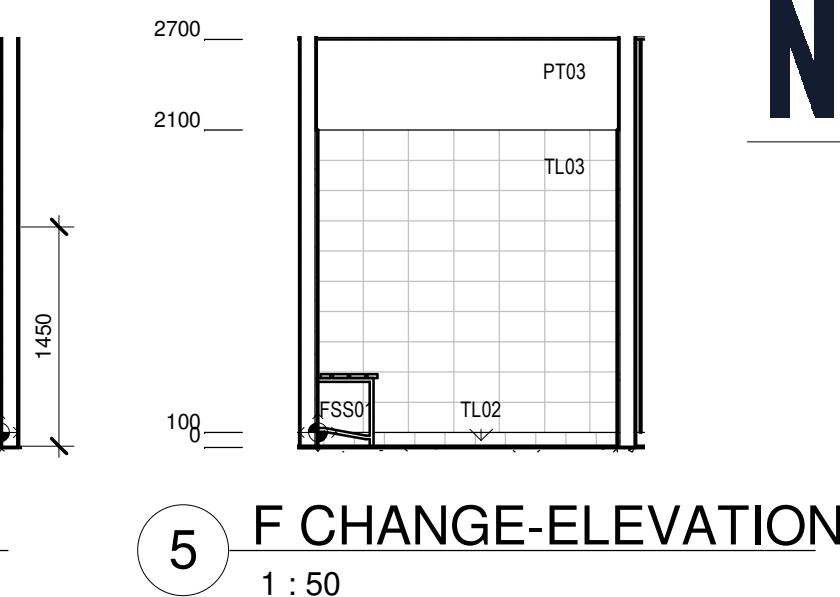
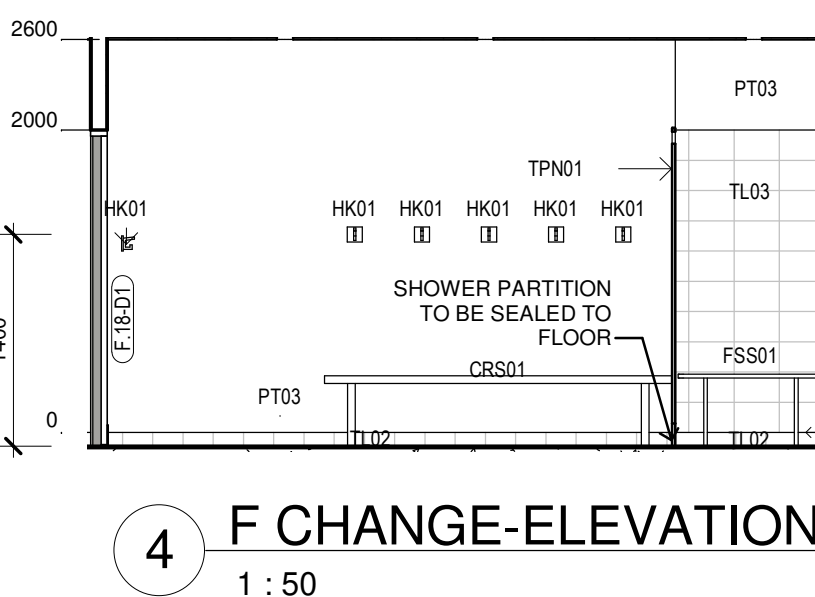
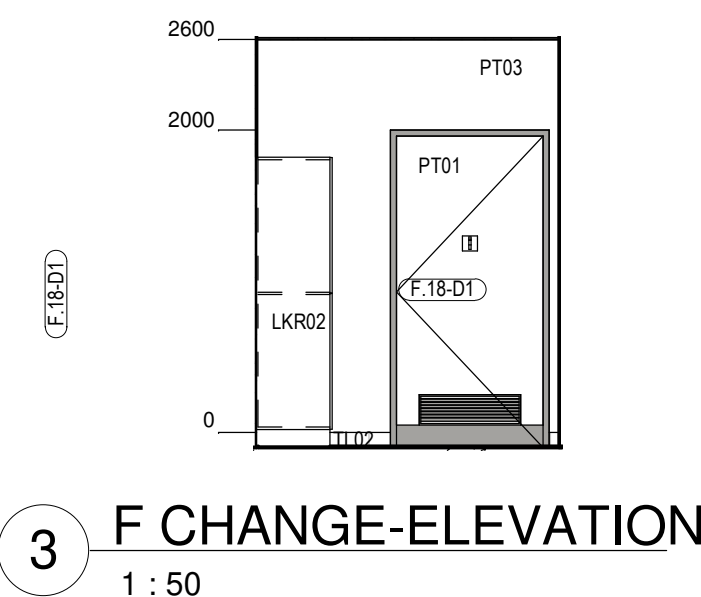
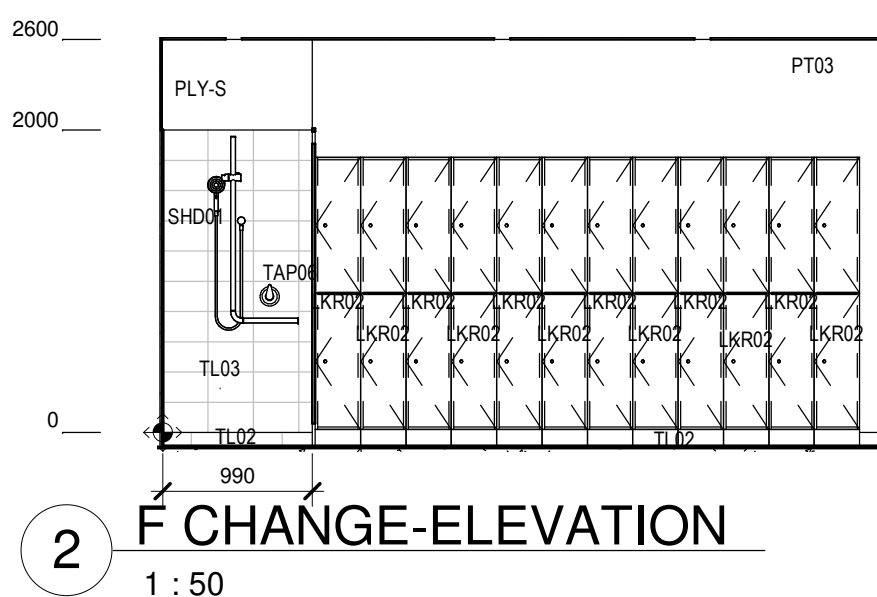
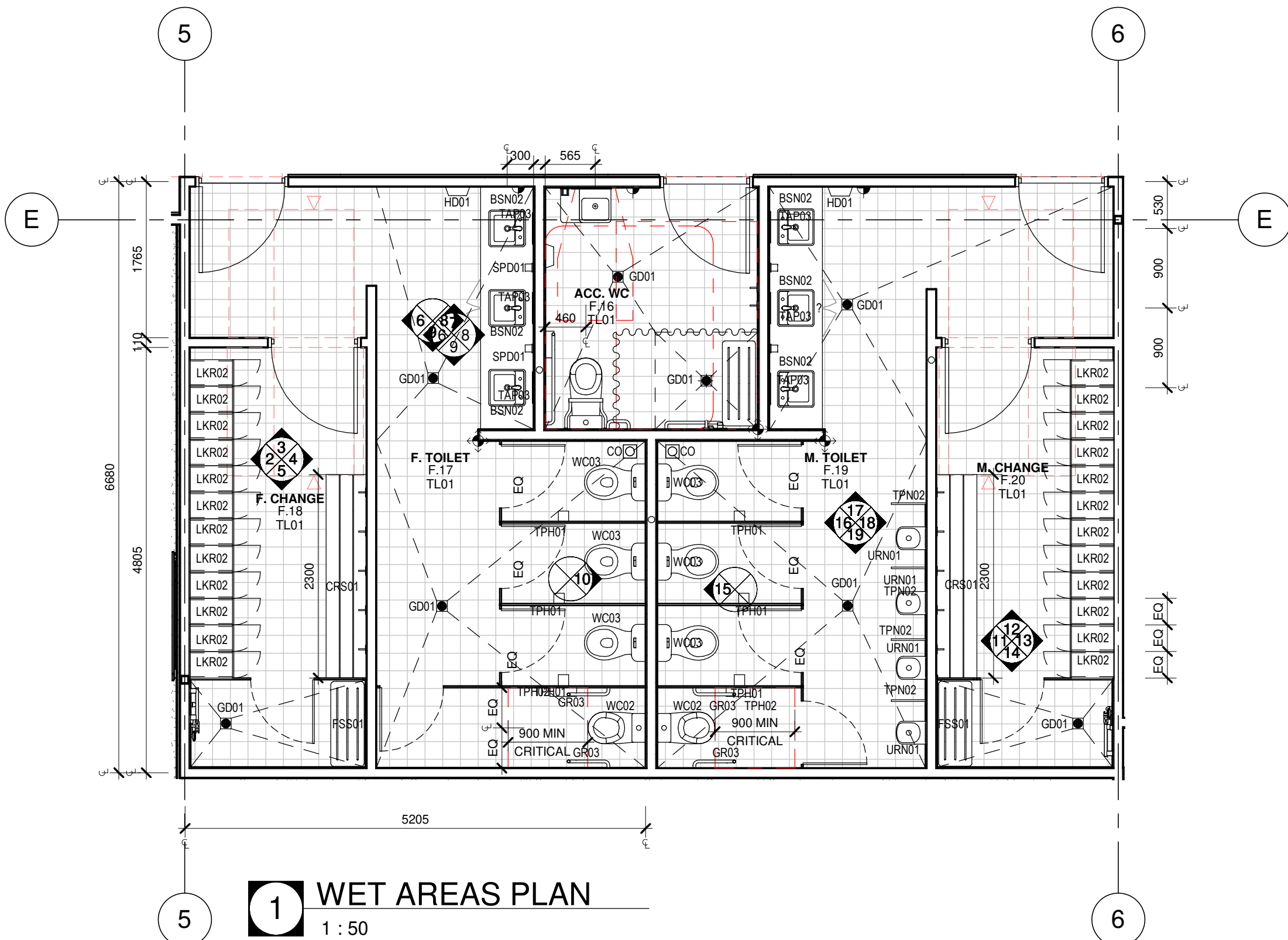
ABN 16 002 247 565

Date 4/10/2023 1:41:08 PM
Scale 1:100 @ A1

Drawing Reference
22281-NBRS-A-DD-7200

Revision
P1

PRELIMINARY



NOT FOR
CONSTRUCTION

Issue No.	Date	Description	Chkd
P1	27/04/2023	80% DD FOR REVIEW	SR
P2	17/05/2023	REVISED FOC LAYOUT FOR CONSULTANT COORDINATION	JV
P3	04/07/2023	95% DESIGN DEVELOPMENT	JV
P4	28/09/2023	90% DD ISSUE	JV

Changes to this Revision

PROJECT MANAGER
NSW PUBLIC WORKS ADVISORY
James Smith
0408 694 063
james.smith@pwa.nsw.gov.au

ARCHITECT, INTERIORS, LANDSCAPE
NBRS
John Vasco
4 Glen Street, Milsons Point, NSW 2061
02 9922 2344
john.vasco@nb.rs.com.au

STRUCTURAL
NORTHROP
Rory Dale
Level 11, 345 George Street Sydney NSW 2000
02 9241 4188
Rdale@northrop.com.au

CIVIL
NORTHROP
Joel DiFonzo
Level 11, 345 George Street Sydney NSW 2000
02 9156 3229
JDiFonzo@northrop.com.au

BUILDING SERVICES
NORTHROP
Brandon Shuttler
Level 2, 3 Horwood Place, Parramatta, NSW 2150
02 9156 3013
BShuttler@northrop.com.au

NCC CONSULTANT
MBG GROUP
Seb Howe
Suite 3/18 Sydney Rd, Manly NSW 2095
02 9939 1530
showe@mbg-group.com.au

Drawing Title
WET AREAS 1

Project
**NSW RURAL FIRE SERVICE -
MONARO FIRE CONTROL CENTRE**

11 GEEBUNG ST, POLO FLAT, NSW 2630
LOT 14 DP150029
SNOWY MONARO REGIONAL COUNCIL

for
NSW RURAL FIRE SERVICE



NBRS

+61 2 9922 2344
Nominated Architect:
Andrew Duffin NSW 5602
NBRS & Partners Pty Ltd VIC 51197
Any form of replication of this drawing in full or in part without the written permission of NBRS-PARTNERS Pty Ltd constitutes an infringement of the copyright.

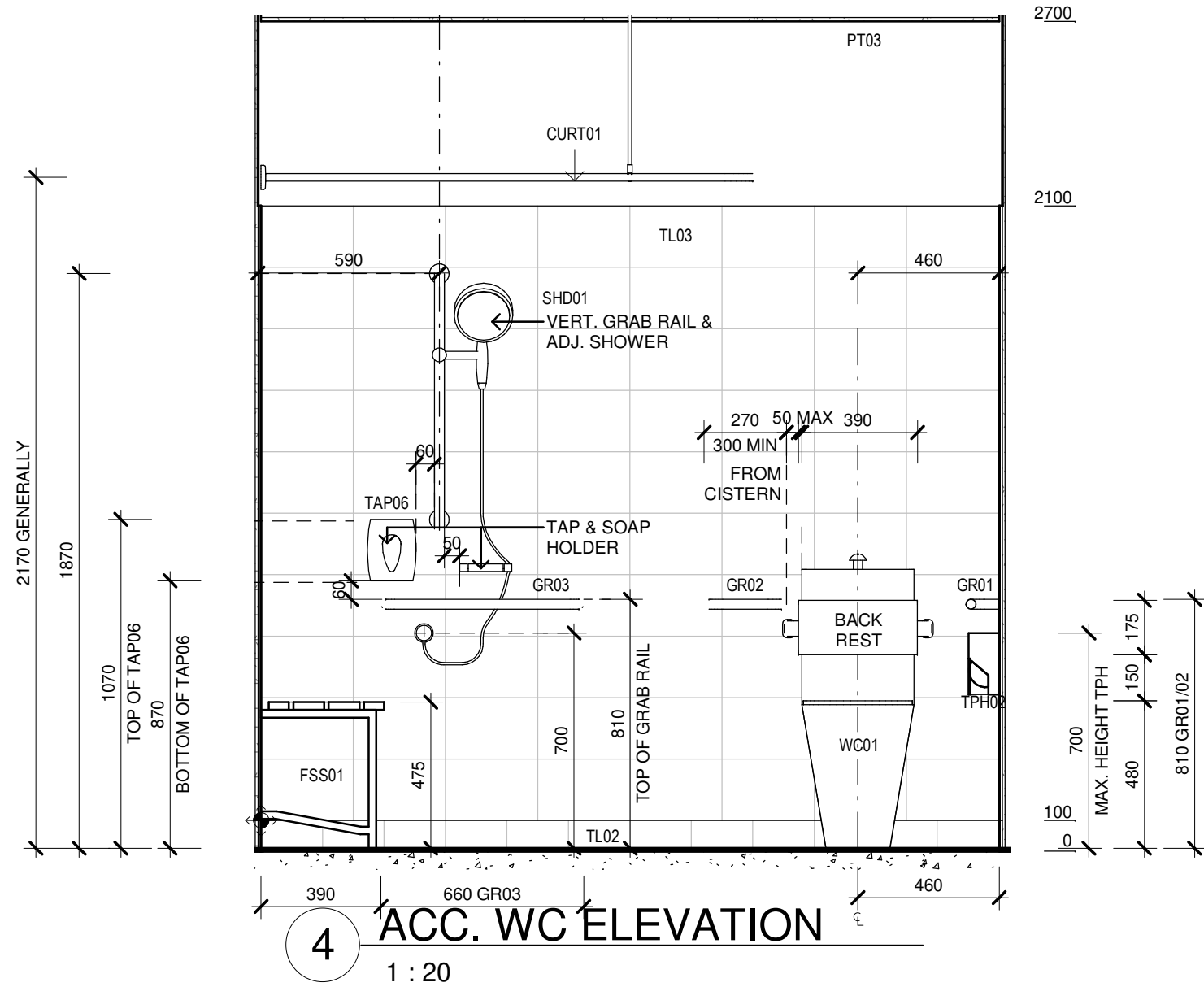
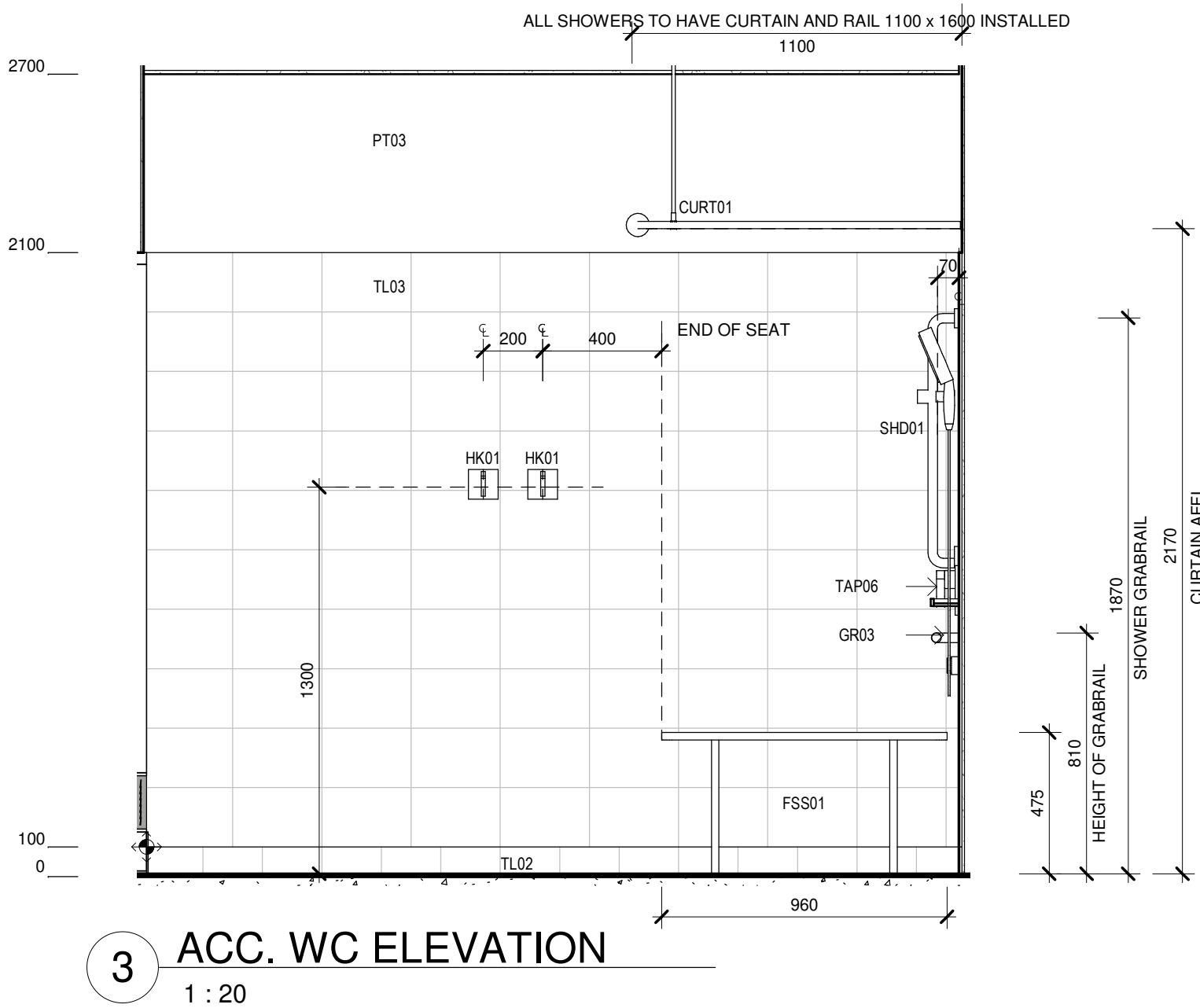
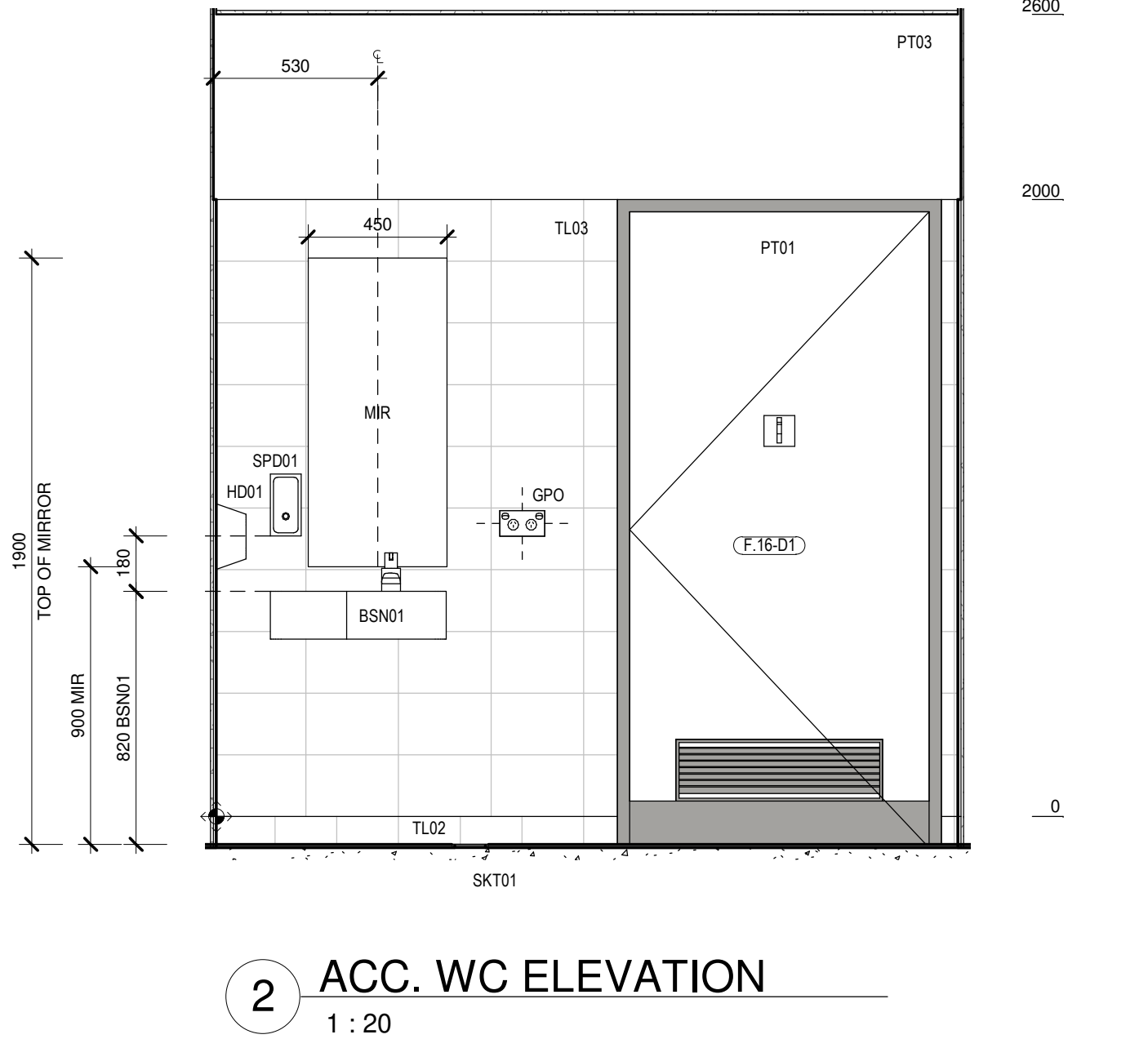
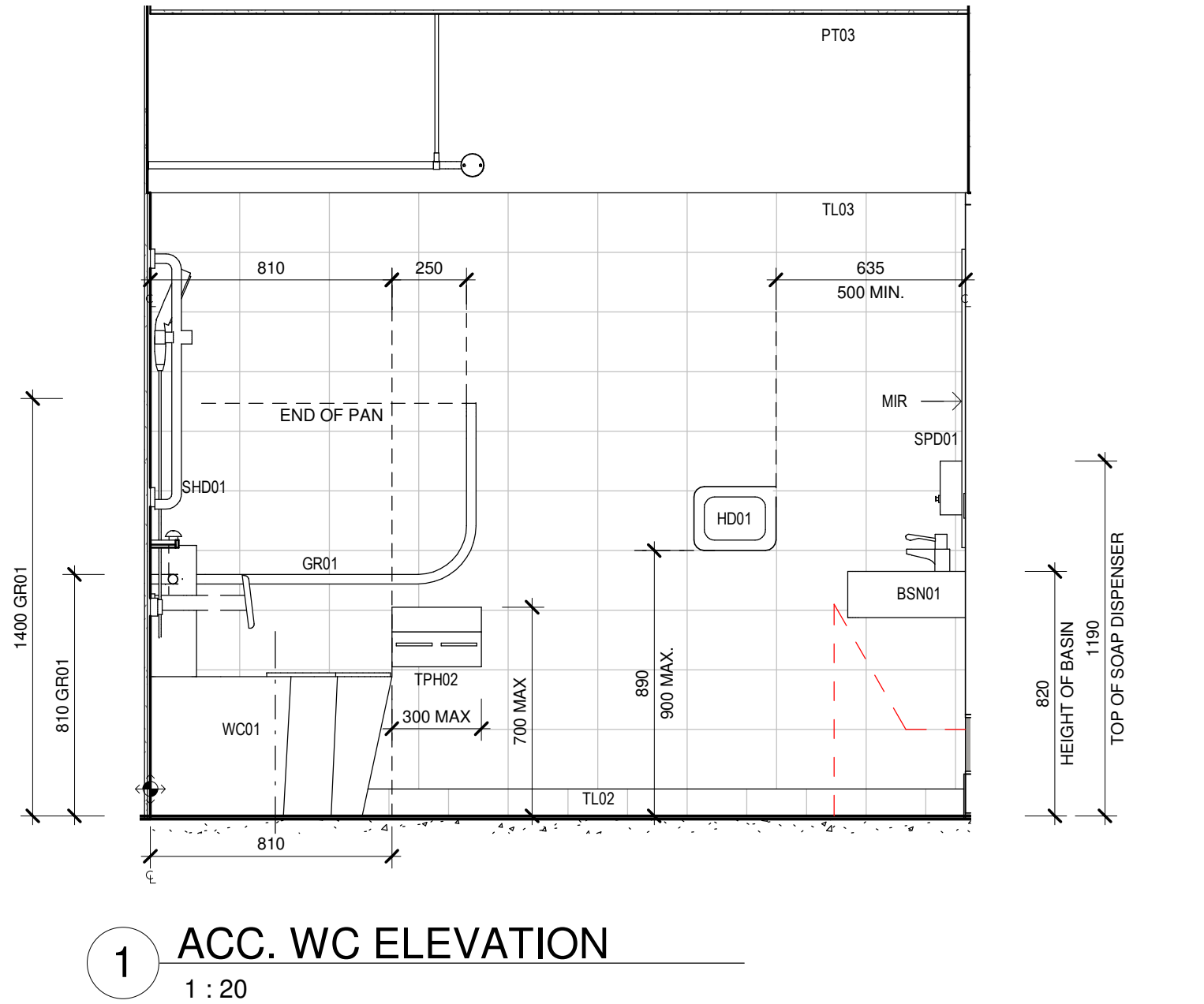
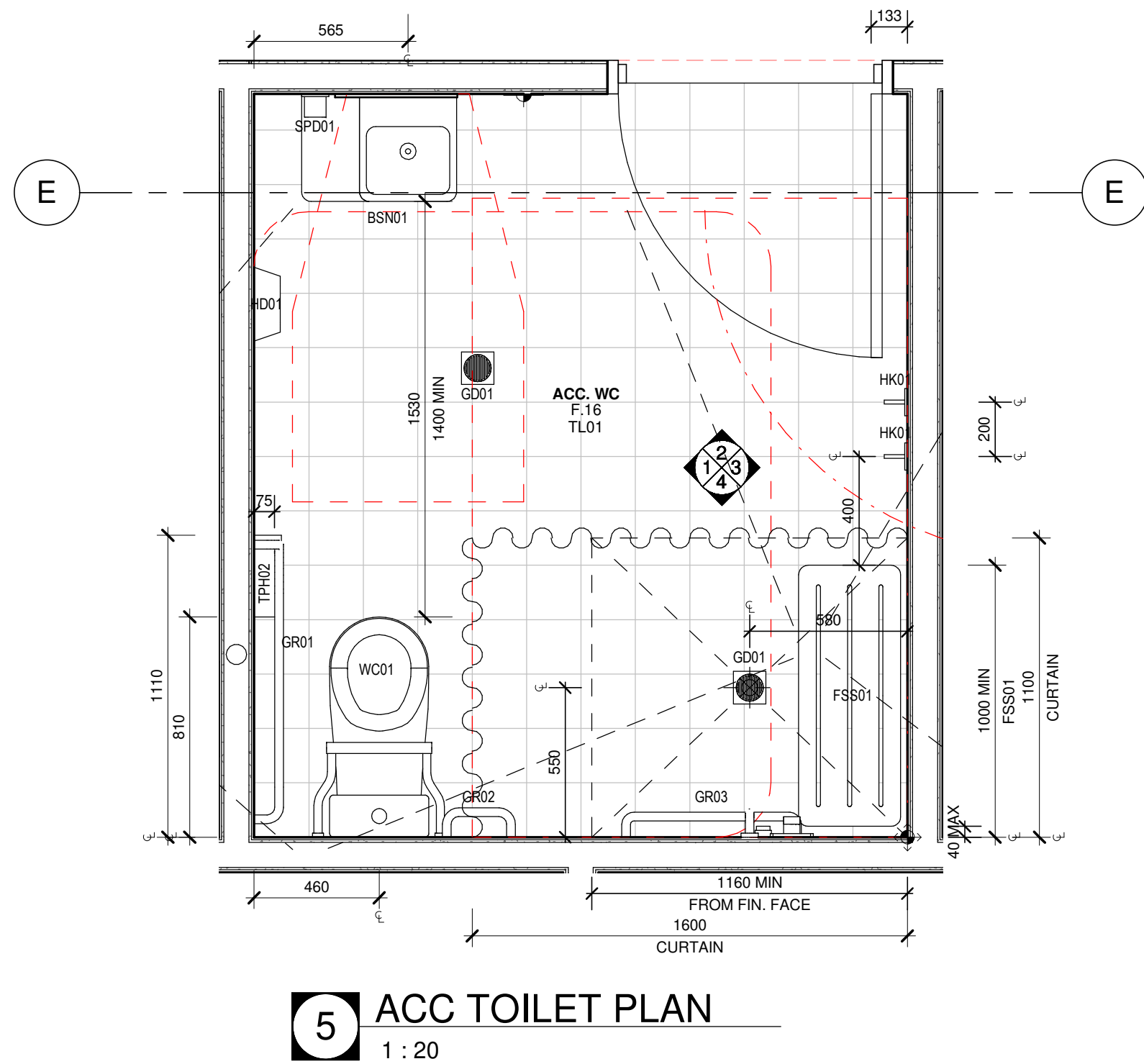
nb.rs.com.au

ABN 16 002 247 565

Date 4/10/2023 2:12:45 PM
Scale 1:50 @ A1

Drawing Reference
22396-NBRS-A-COO-DD-7610

Revision
P4



Issue No.	Date	Description	Chkd
P1	27/04/2023	80% DD FOR REVIEW	SR
P2	17/05/2023	REVISED FOC LAYOUT FOR CONSULTANT COORDINATION	JV
P3	04/07/2023	95% DESIGN DEVELOPMENT	JV
P4	28/09/2023	90% DD ISSUE	JV

Changes to this Revision

PROJECT MANAGER
NSW PUBLIC WORKS ADVISORY
James Smith
0408 694 063
james.smith@pwa.nsw.gov.au

ARCHITECT, INTERIORS, LANDSCAPE
NBRS
John Vasco
4 Glen Street, Milsons Point, NSW 2061
02 9922 2344
john.vasco@nb.rs.com.au

STRUCTURAL
NORTHROP
Rory Dale
Level 11, 345 George Street Sydney NSW 2000
02 9241 4188
rdale@northrop.com.au

CIVIL
NORTHROP
Joel Di Fonzo
Level 11, 345 George Street Sydney NSW 2000
02 9156 3229
jdi Fonzo@northrop.com.au

BUILDING SERVICES
NORTHROP
Brandon Shuttler
Level 2, 3 Horwood Place, Parramatta, NSW 2150
02 9156 3013
bshuttler@northrop.com.au

NCC CONSULTANT
MBG GROUP
Seb Howe
Suite 3/18 Sydney Rd, Manly NSW 2095
02 9939 1530
showe@mbg-group.com.au

Drawing Title
WET AREAS 2 - ACC. WC

Project
NSW RURAL FIRE SERVICE -
MONARO FIRE CONTROL CENTRE
11 GEEBUNG ST, POLO FLAT, NSW 2630
LOT 14 DP150029
SNOWY MONARO REGIONAL COUNCIL
for
NSW RURAL FIRE SERVICE



NBRS
+61 2 9922 2344
Nominated Architect:
Andrew Duffin NSW 5602
NBRS & Partners Pty Ltd VIC 51197
Any form of replication of this drawing in full or in part without the written permission of NBRS-PARTNERS Pty Ltd constitutes an infringement of the copyright.
© 2022

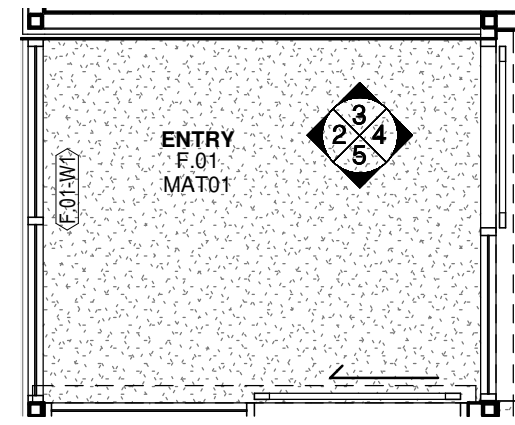
nb.rs.com.au

ABN 16 002 247 565

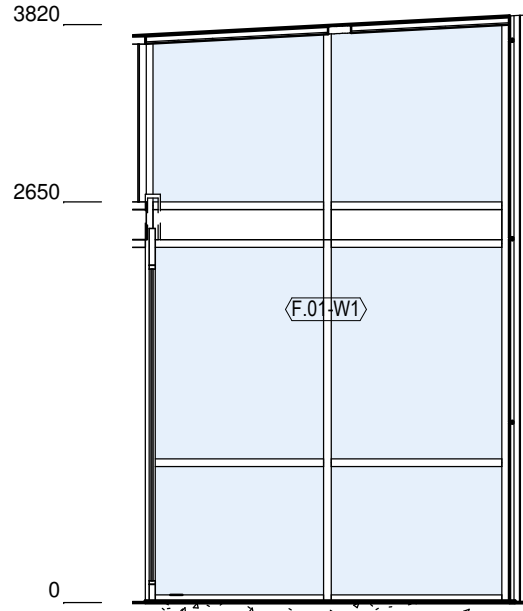
Date 4/10/2023 2:12:51 PM
Scale 1:20 @ A1

Drawing Reference 22396-NBRS-A-COO-DD-7611 P4
Revision

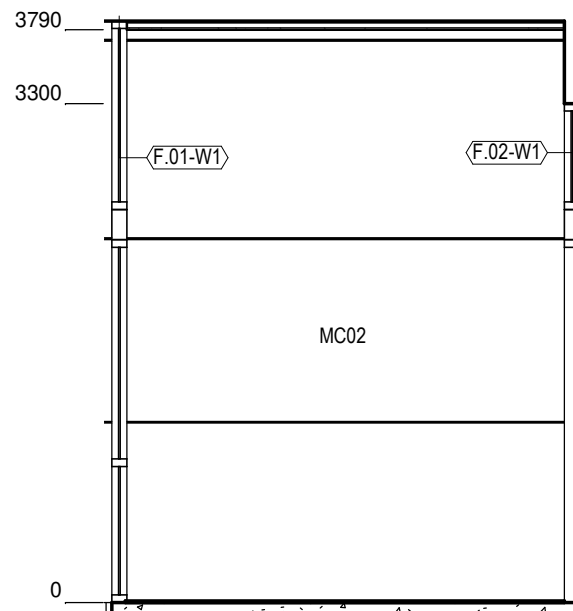
15 ENTRY-F.01 1
1 : 50



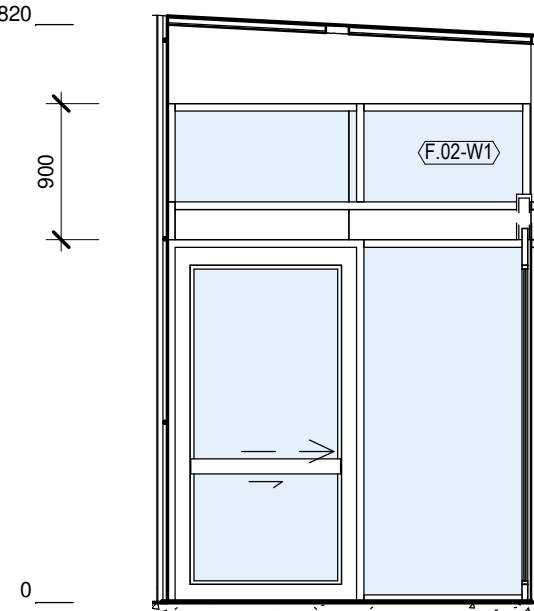
2 ENTRY-F.01 - A
1 : 50



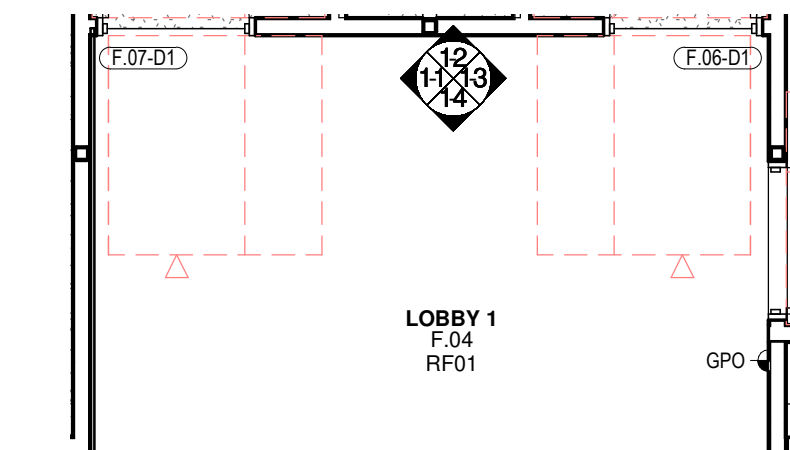
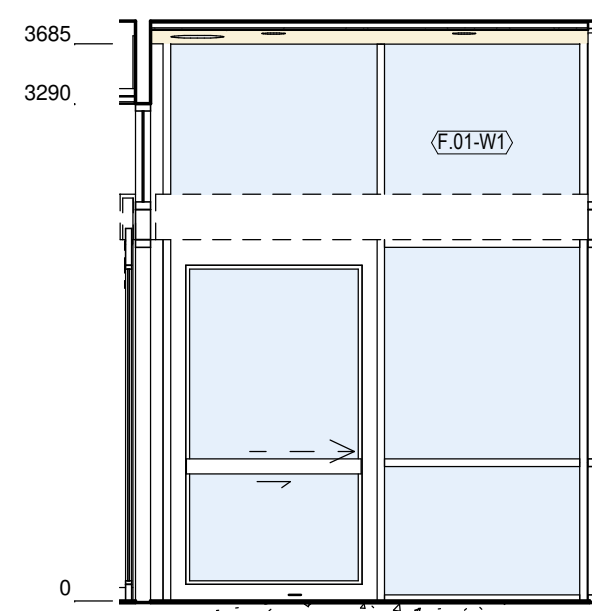
3 ENTRY-F.01 - B
1 : 50



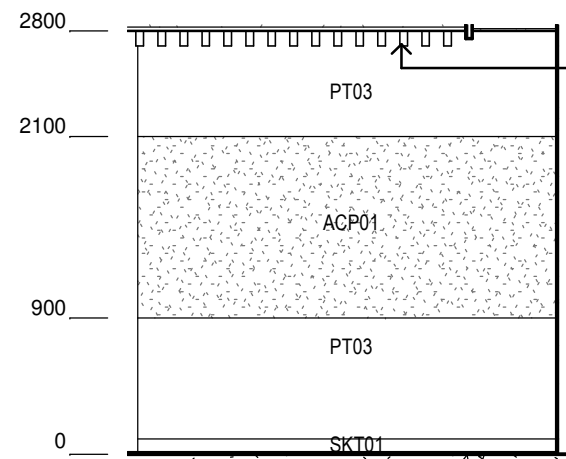
4 ENTRY-F.01 - C
1 : 50



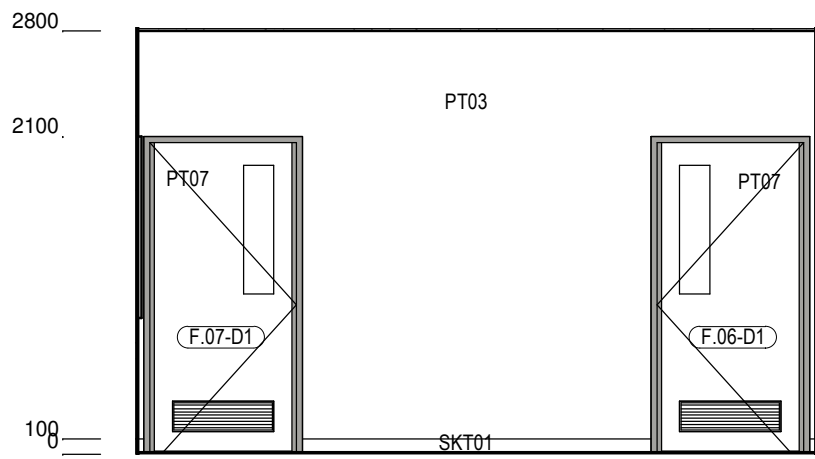
5 ENTRY-F.01 - D
1 : 50



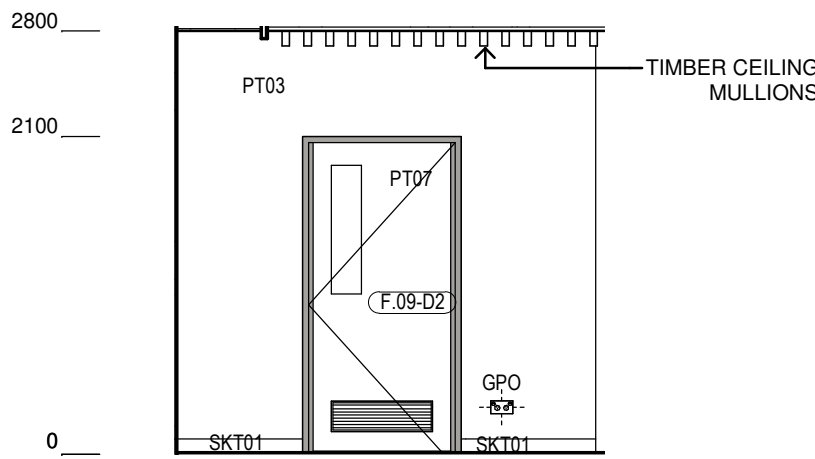
11 LOBBY 1F.04 - A
1 : 50



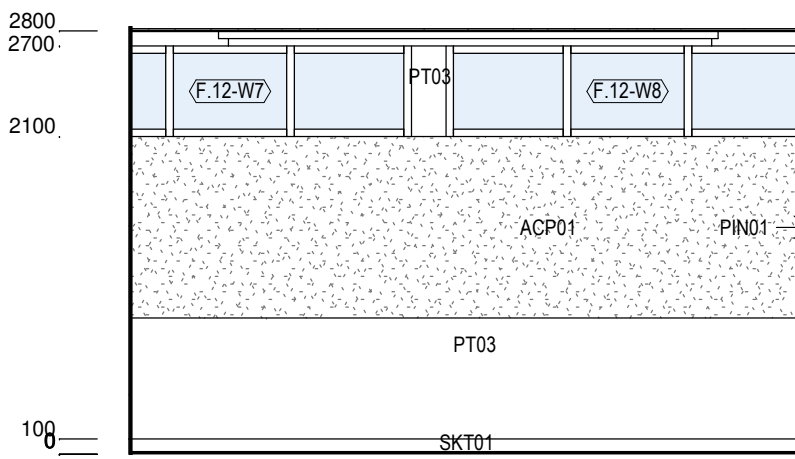
12 LOBBY 1F.04 - B
1 : 50



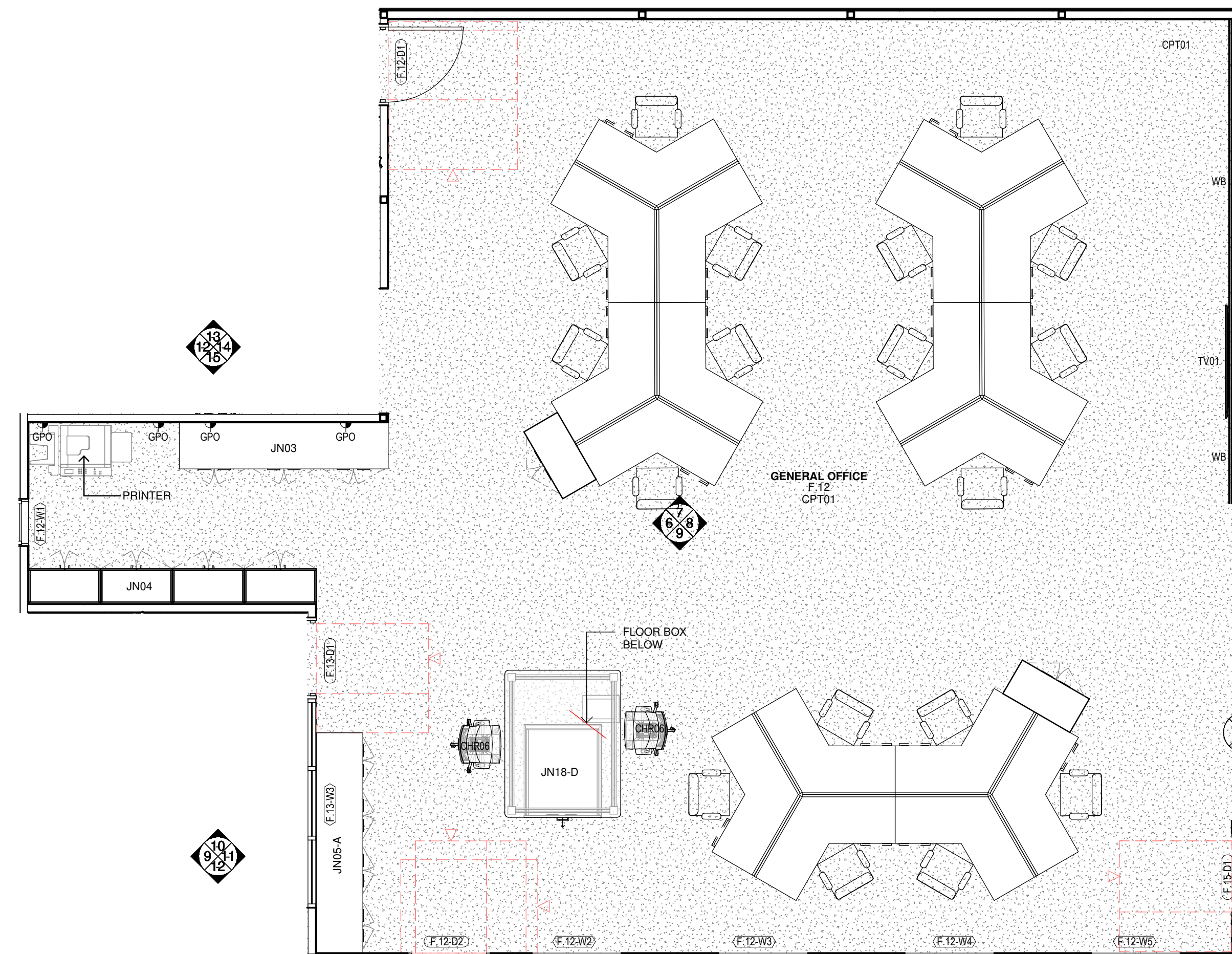
13 LOBBY 1F.04 - C
1 : 50



14 LOBBY 1F.04 - D
1 : 50

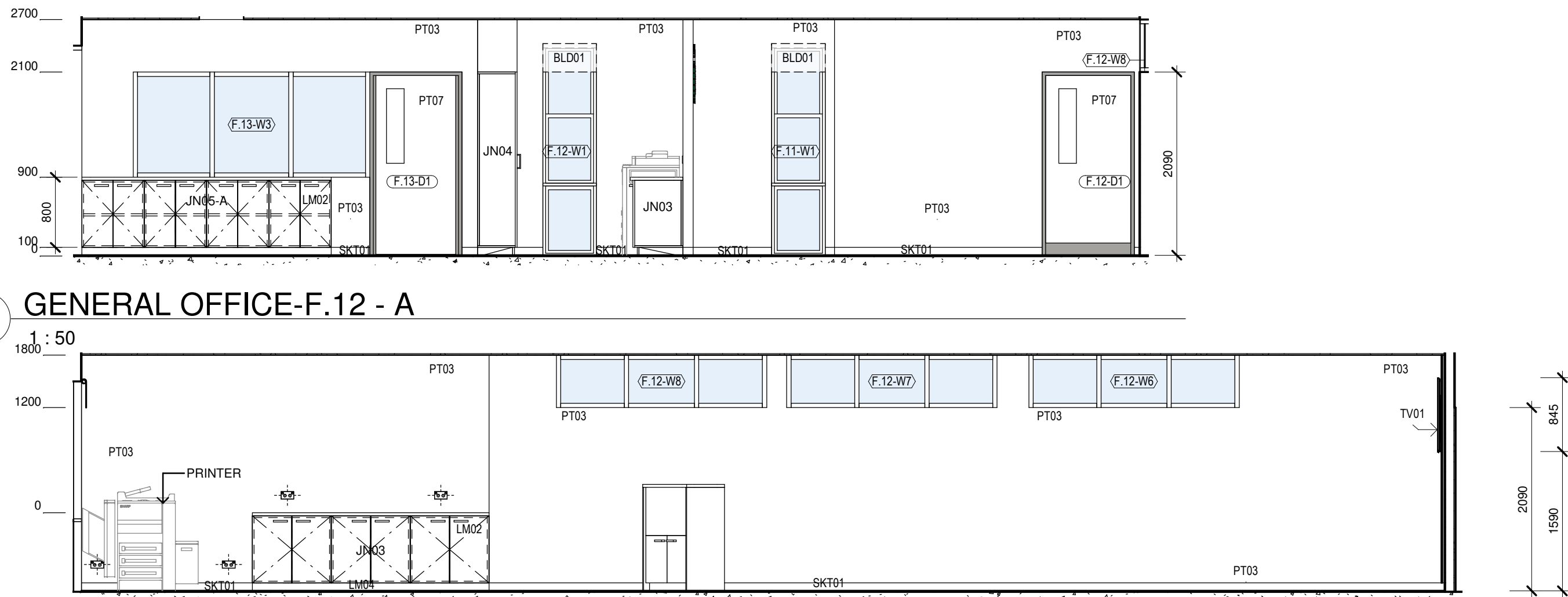


10 LOBBY 1F.04
1 : 50

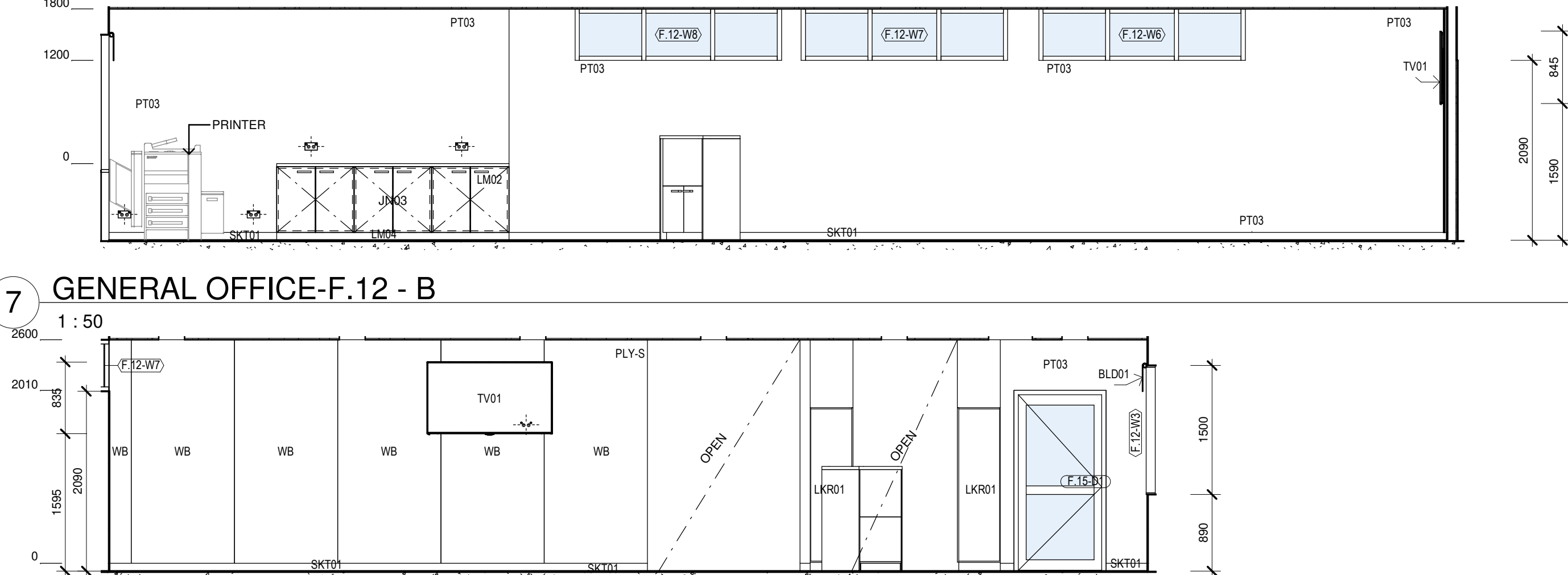


1 PLAN-GENERAL OFFICE-F.12
1 : 50

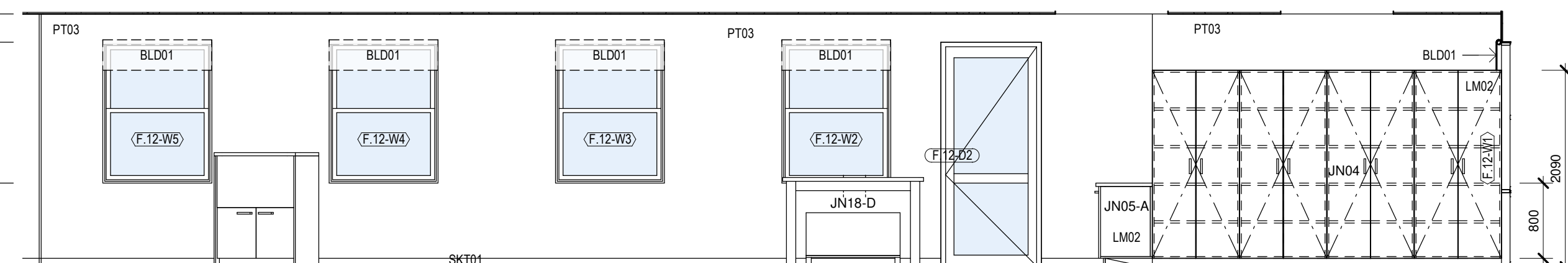
6 GENERAL OFFICE-F.12 - A
1 : 50



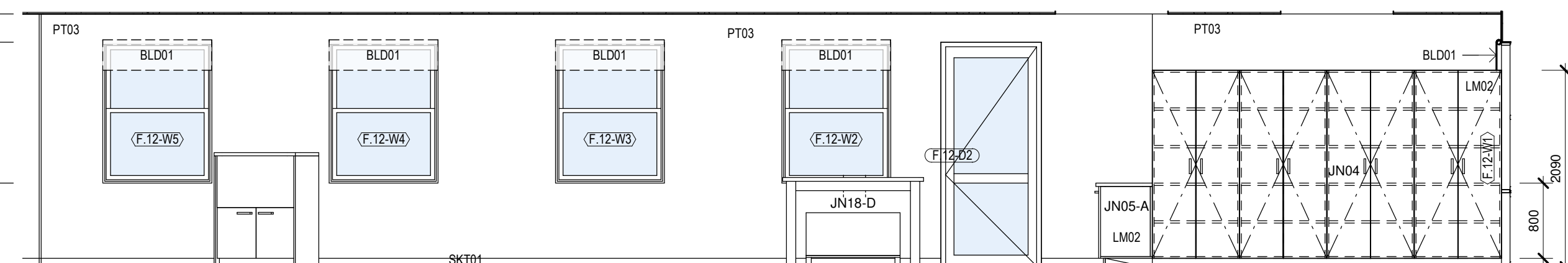
7 GENERAL OFFICE-F.12 - B
1 : 50



8 GENERAL OFFICE-F.12 - C
1 : 50



9 GENERAL OFFICE-F.12 - D
1 : 50



Issue No.	Date	Description	Chkd
P1	27/04/2023	80% DD FOR REVIEW	SR
P2	17/05/2023	REVISED FOC LAYOUT FOR CONSULTANT COORDINATION	JV
P3	04/07/2023	95% DESIGN DEVELOPMENT	JV
P4	28/09/2023	90% DD ISSUE	JV

Changes to this Revision

PROJECT MANAGER
NSW PUBLIC WORKS ADVISORY
Brandon Shuttler
0408 694 063
james.smith@pwa.nsw.gov.au

ARCHITECT, INTERIORS, LANDSCAPE
NBRS
John Vasco
4 Glen Street, Milsons Point, NSW 2061
02 9922 2344
john.vasco@nbns.com.au

STRUCTURAL
NORTHROP
Rory Dale
Level 11, 345 George Street Sydney NSW 2000
02 9241 4188
Rdale@northrop.com.au

CIVIL
NORTHROP
Joel DiFonzo
Level 11, 345 George Street Sydney NSW 2000
02 9156 3229
JDiFonzo@northrop.com.au

BUILDING SERVICES
NORTHROP
Brandon Shuttler
Level 2, 3 Horwood Place, Parramatta, NSW 2150
02 9156 3013
BShuttler@northrop.com.au

NCC CONSULTANT
MBG GROUP
Seb Howe
Suite 3/18 Sydney Rd, Manly NSW 2095
02 9939 1530
showe@mbg-group.com.au

Drawing Title
ROOM LAYOUT
1-F.01,F.04,F.12

Project
NSW RURAL FIRE SERVICE -
MONARO FIRE CONTROL CENTRE

11 GEEBUNG ST, POLO FLAT, NSW 2630
LOT 14 DP150029
SNOWY MONARO REGIONAL COUNCIL

for
NSW RURAL FIRE SERVICE



NBRS

+61 2 9922 2344
Nominated Architect:
Andrew Duffin NSW 5602
NBRS & Partners Pty Ltd VIC 51197
Any form of replication of this drawing in full or in part without the written permission of NBRS-PARTNERS Pty Ltd constitutes an infringement of the copyright.

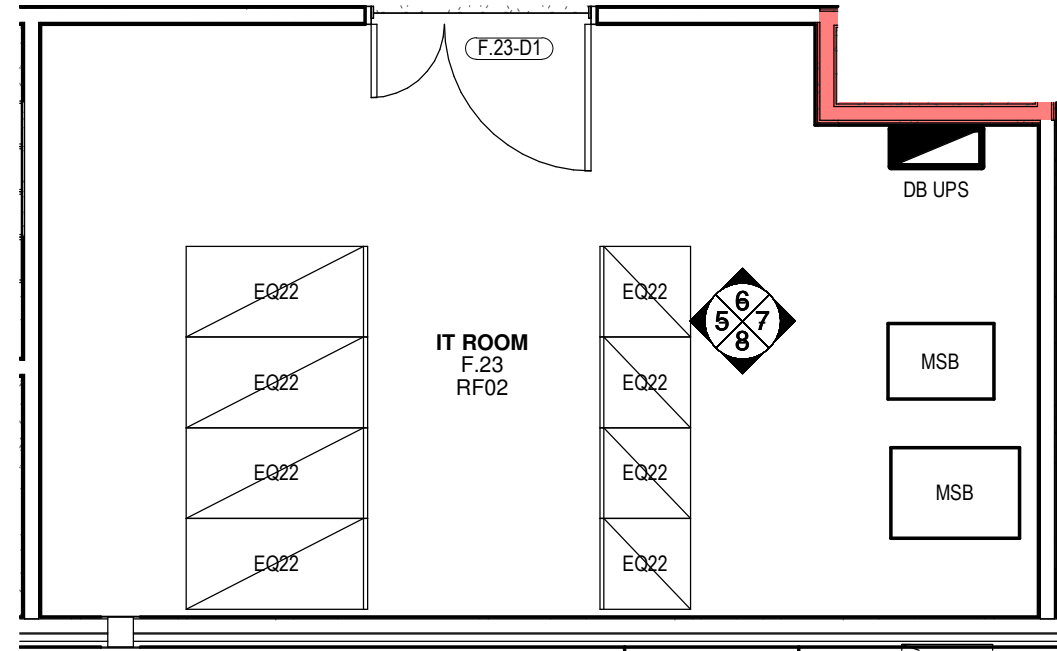
nbns.com.au

ABN 16 002 247 565

Date 4/10/2023 2:13:20 PM
Scale 1 : 50 @ A1

Drawing Reference
22396-NBRS-A-COO-DD-7612
Revision
P4

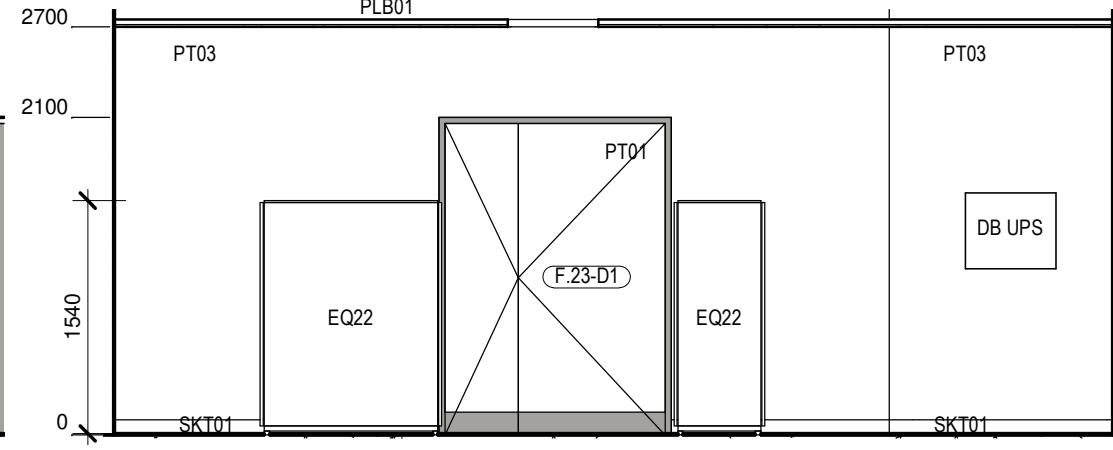
NOT FOR CONSTRUCTION



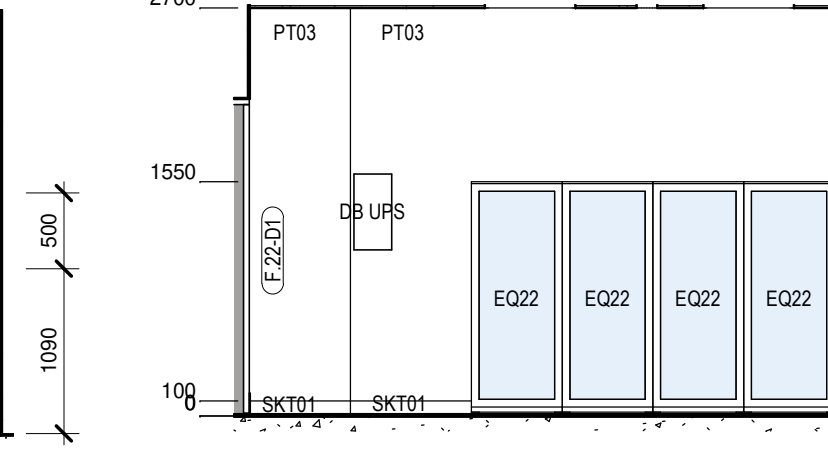
1 PLAN-IT ROOM-F.23
1 : 50



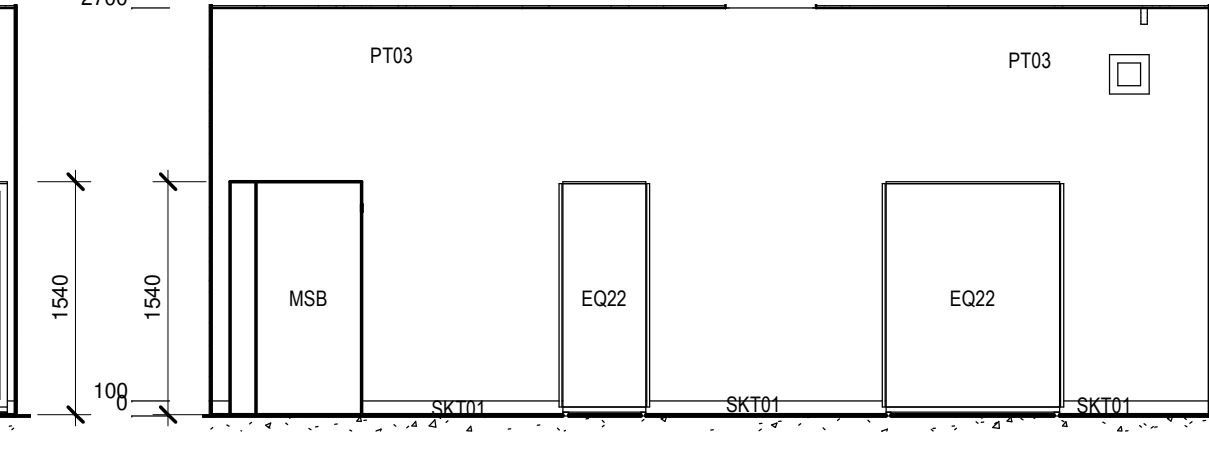
5 IT ROOM-F.23 - A
1 : 50



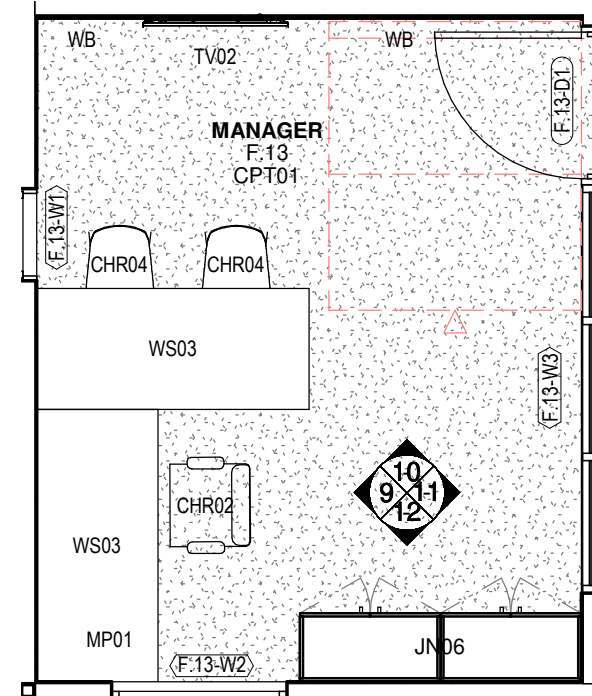
6 IT ROOM-F.23 - B
1 : 50



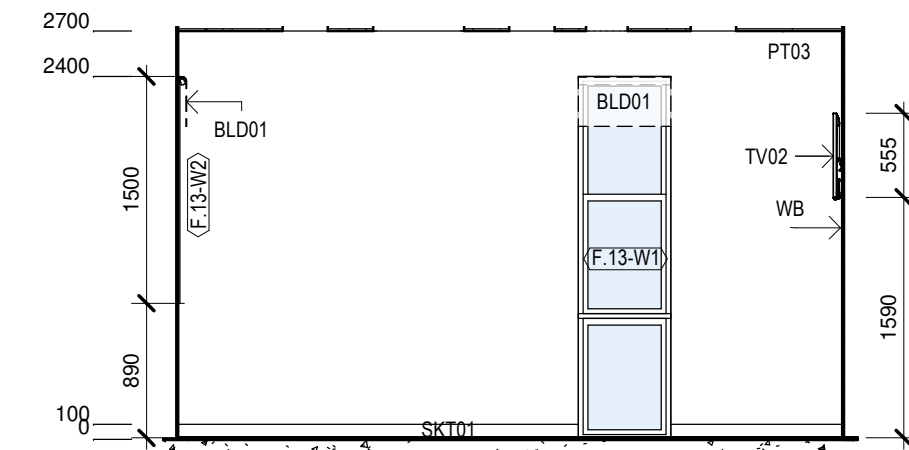
7 IT ROOM-F.23 - C
1 : 50



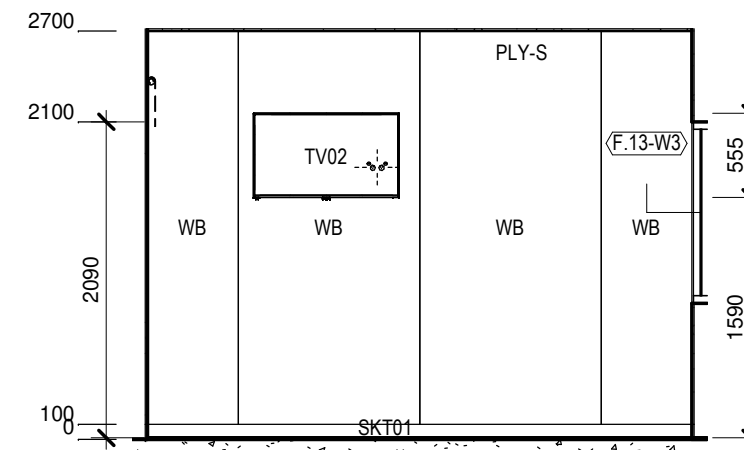
8 IT ROOM-F.23 - D
1 : 50



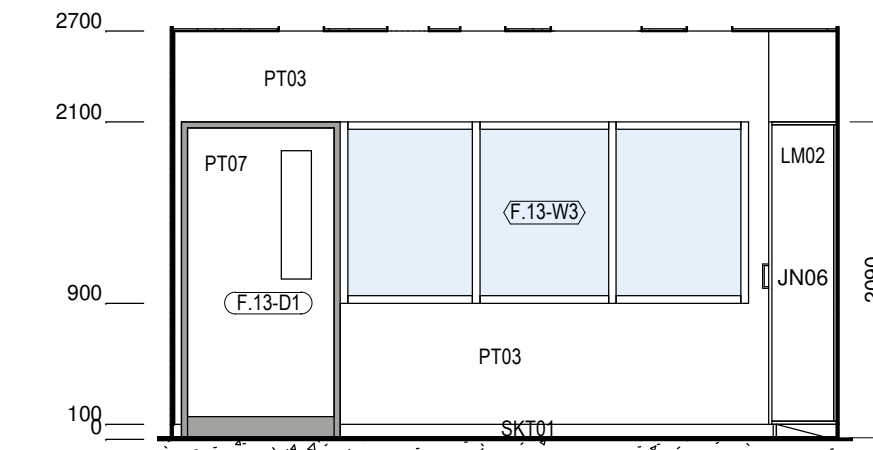
2 PLAN-MANAGER-F.13
1 : 50



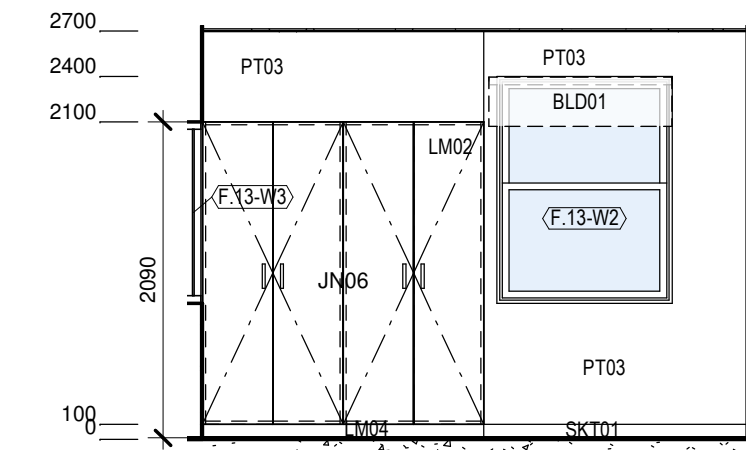
9 MANAGER-F.13 - A
1 : 50



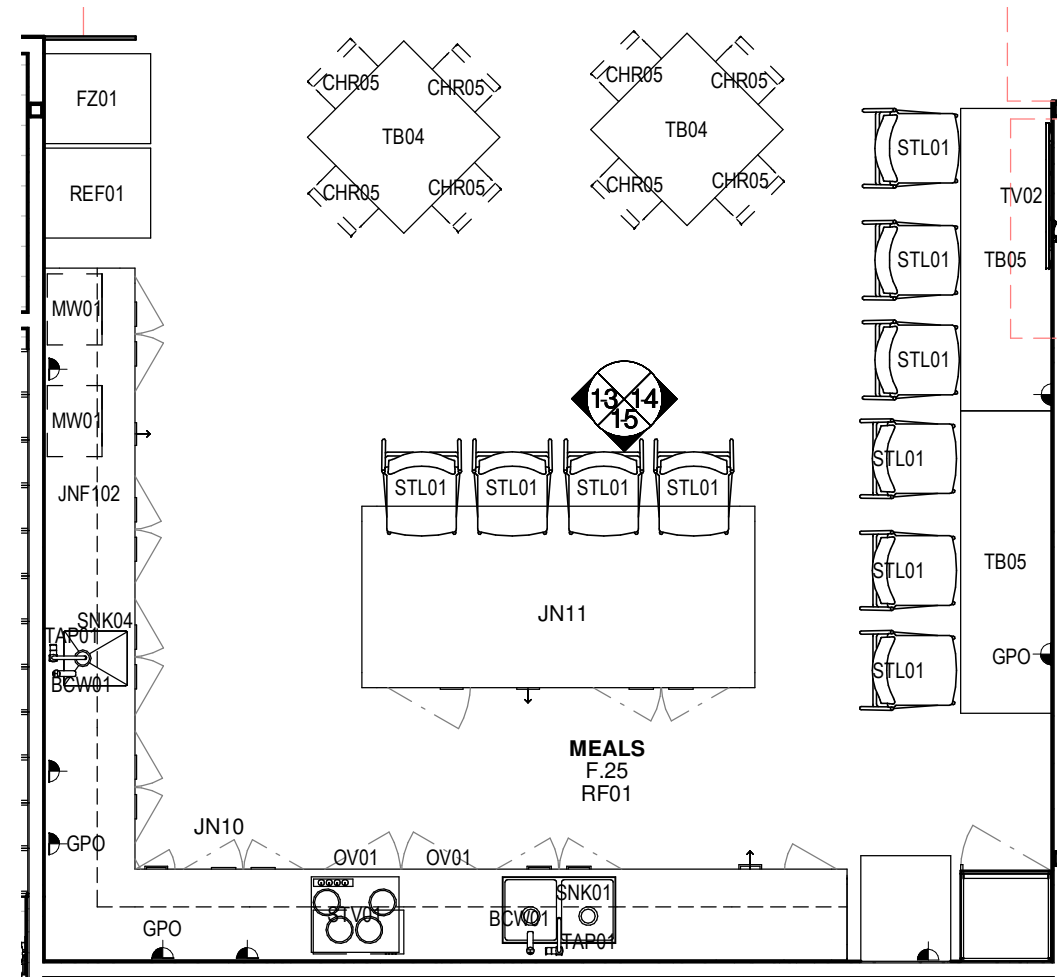
10 MANAGER-F.13 - B
1 : 50



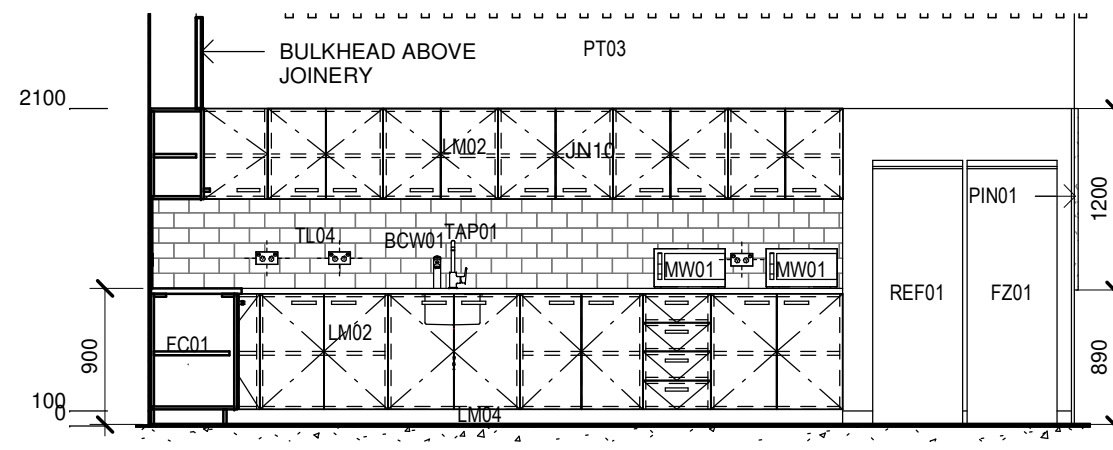
11 MANAGER-F.13 - C
1 : 50



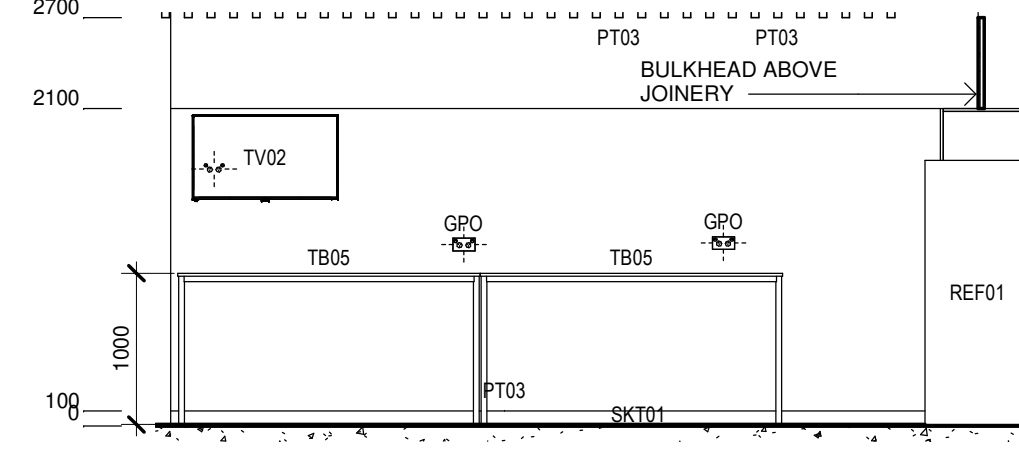
12 MANAGER-F.13 - D
1 : 50



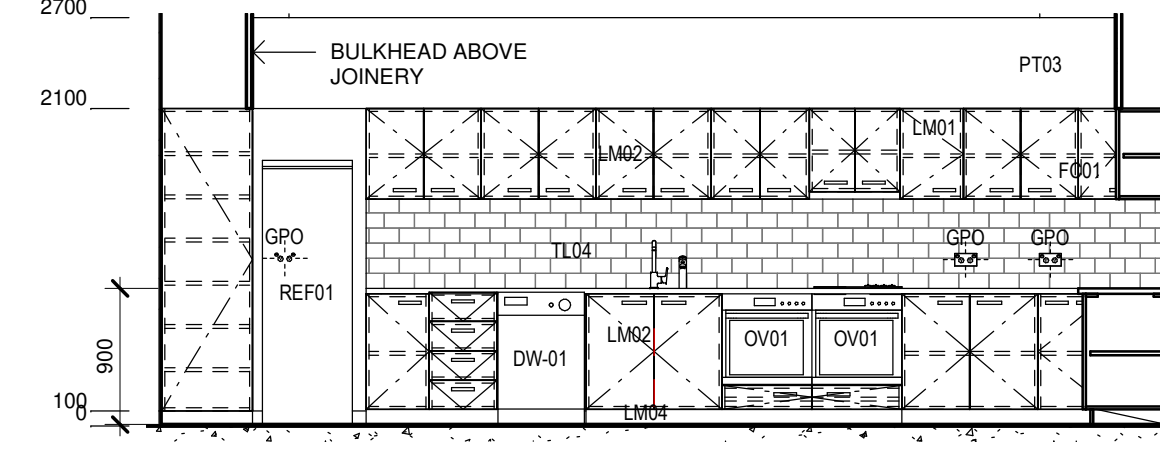
3 PLAN-MEALS-F.25
1 : 50



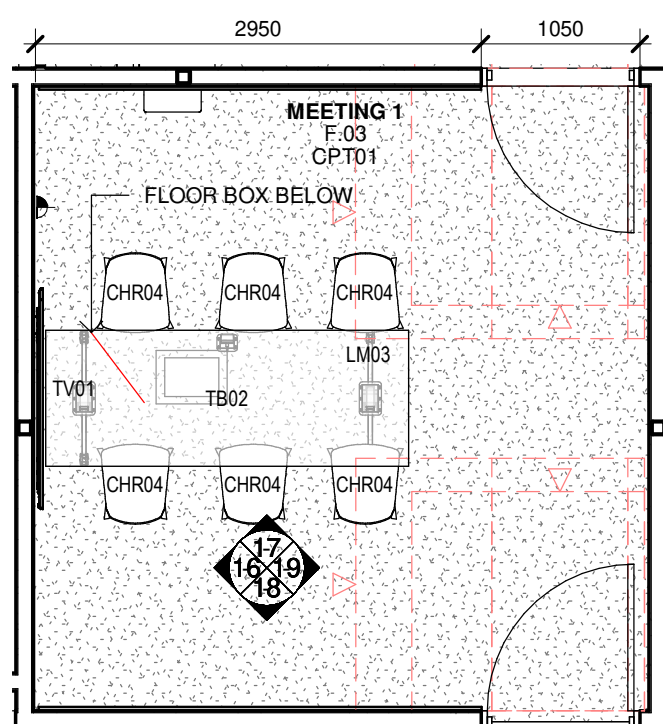
13 MEALS-F.25 - A
1 : 50



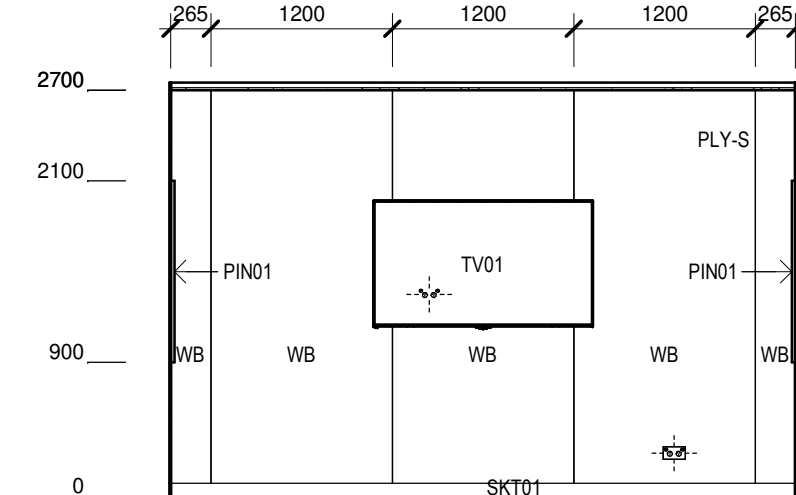
14 MEALS-F.25 - C
1 : 50



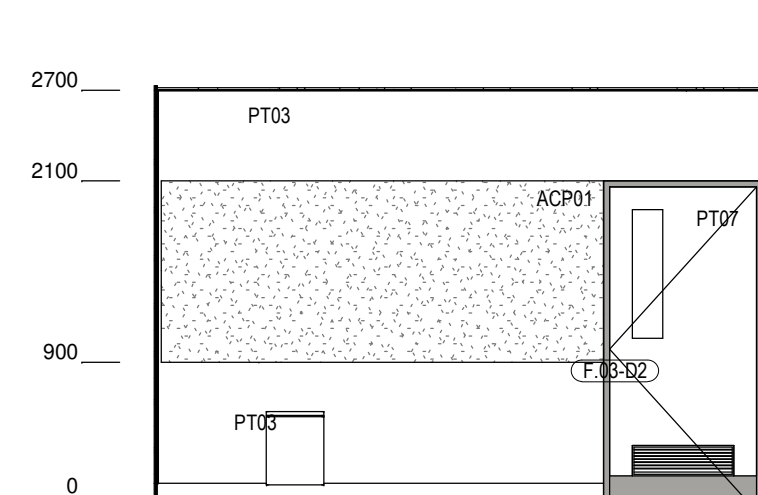
15 MEALS-F.25 - D
1 : 50



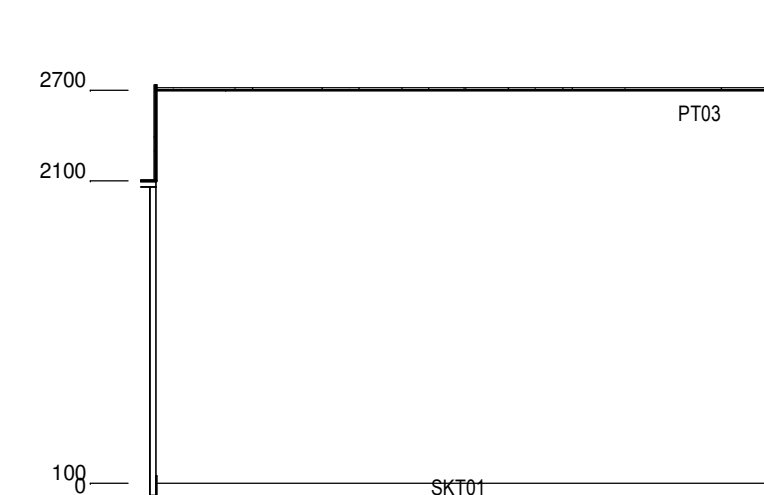
4 PLAN-MEETING 1-F.03
1 : 50



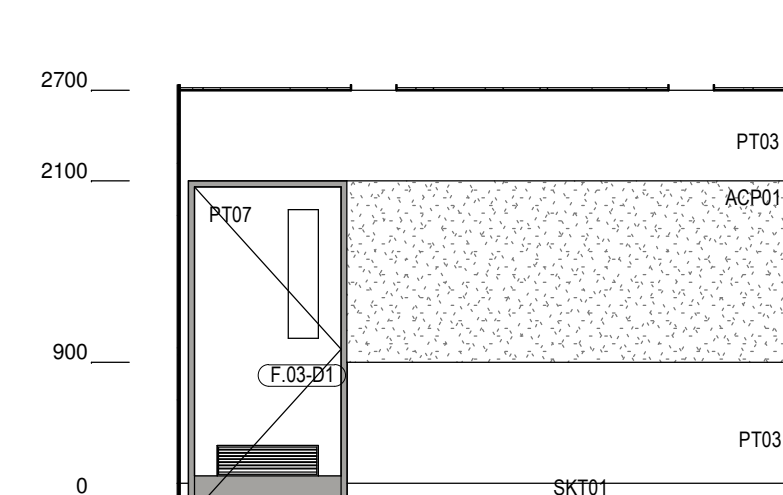
16 MEETING 1-F.03 - A
1 : 50



17 MEETING 1-F.03 - B
1 : 50



19 MEETING 1-F.03 - C
1 : 50



18 MEETING 1-F.03 - D
1 : 50

Issue No.	Date	Description	Chkd
P1	27/04/2023	80% DD FOR REVIEW	SR
P2	17/05/2023	REVISED FOC LAYOUT FOR CONSULTANT COORDINATION	JV
P3	04/07/2023	95% DESIGN DEVELOPMENT	JV
P4	28/09/2023	90% DD ISSUE	JV

Changes to this Revision

PROJECT MANAGER
NSW PUBLIC WORKS ADVISORY
James Smith
0408 694 063
james.smith@pwa.nsw.gov.au

ARCHITECT, INTERIORS, LANDSCAPE
NBRS
John Vasco
4 Glen Street, Milsons Point, NSW 2061
02 9922 2344
john.vasco@nbns.com.au

STRUCTURAL
NORTHROP
Rory Dale
Level 11, 345 George Street Sydney NSW 2000
02 9241 4188
rdale@northrop.com.au

CIVIL
NORTHROP
Joel DiFonzo
Level 11, 345 George Street Sydney NSW 2000
02 9156 3229
jdiFonzo@northrop.com.au

BUILDING SERVICES
NORTHROP
Brandon Shultar
Level 2, 3 Horwood Place, Parramatta, NSW 2150
02 9156 3013
bshultar@northrop.com.au

NCC CONSULTANT
MBC GROUP
Seb Howe
Suite 3/18 Sydney Rd, Manly NSW 2095
02 9939 1530
showe@mbc-group.com.au

Drawing Title
ROOM LAYOUT
2-F.03,F.13,F.23,F.25

Project
NSW RURAL FIRE SERVICE -
MONARO FIRE CONTROL CENTRE

11 GEEBUNG ST, POLO FLAT, NSW 2630
LOT 14 DP150029
SNOWY MONARO REGIONAL COUNCIL

for
NSW RURAL FIRE SERVICE



NBRS

+61 2 9922 2344
Nominated Architect:
Andrew Duffin NSW 5602
NBRS & Partners Pty Ltd VIC 51197
Any form of replication of this drawing in full or in part without the written permission of NBRS-PARTNERS Pty Ltd constitutes an infringement of the copyright.

nbns.com.au

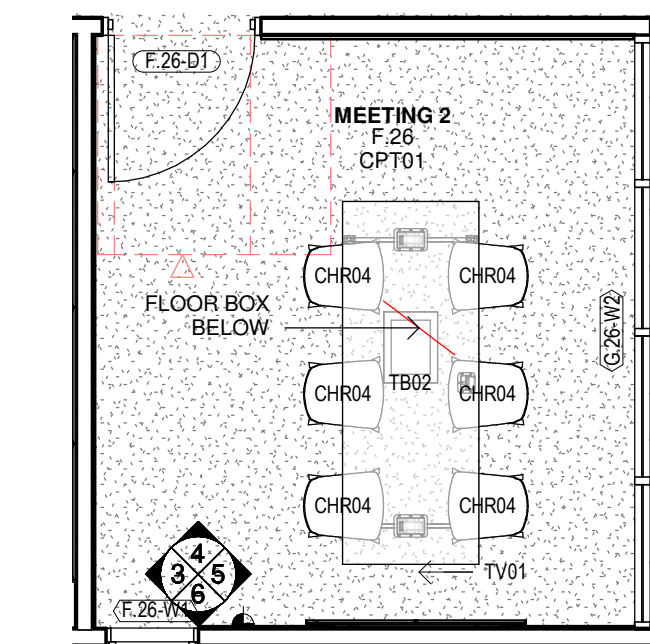
ABN 16 002 247 565

Date 4/10/2023 2:13:48 PM
Scale 1 : 50 @ A1

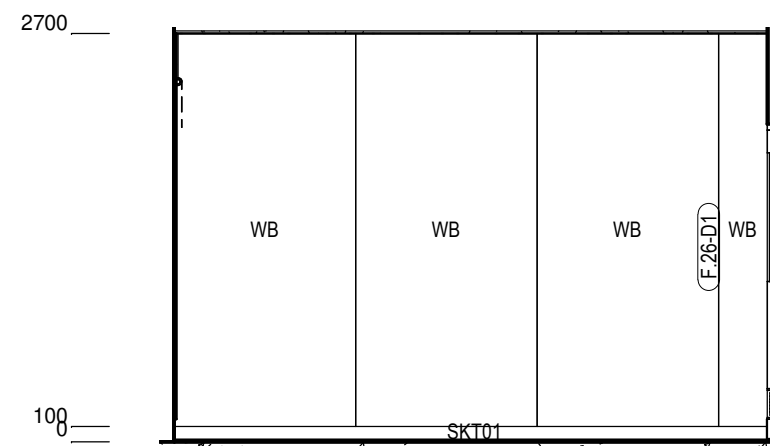
Drawing Reference Revision

22396-NBRS-A-COO-DD-7613 P4

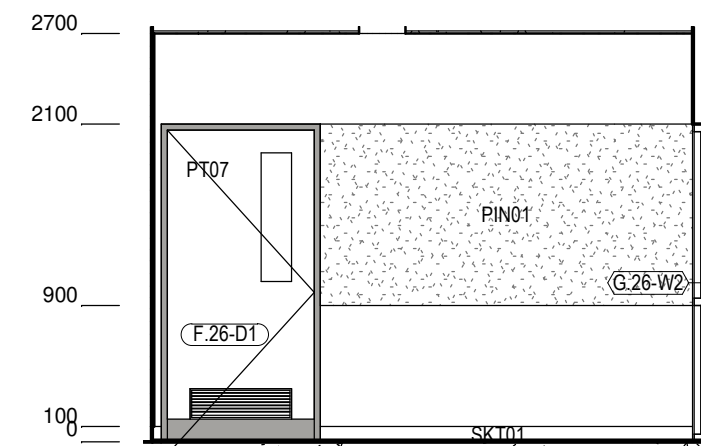
NOT FOR
CONSTRUCTION



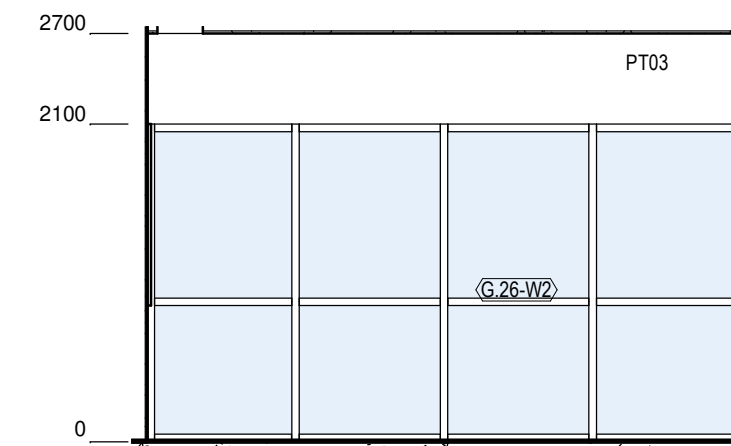
1 PLAN-MEETING 2-F.26
1 : 50



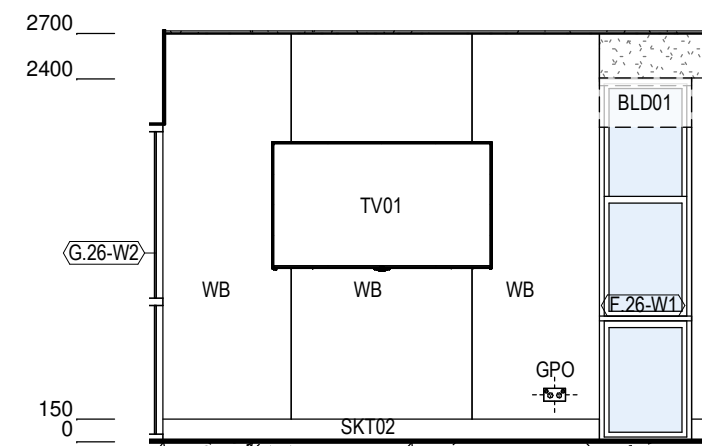
3 MEETING 2-G.26 - A
1 : 50



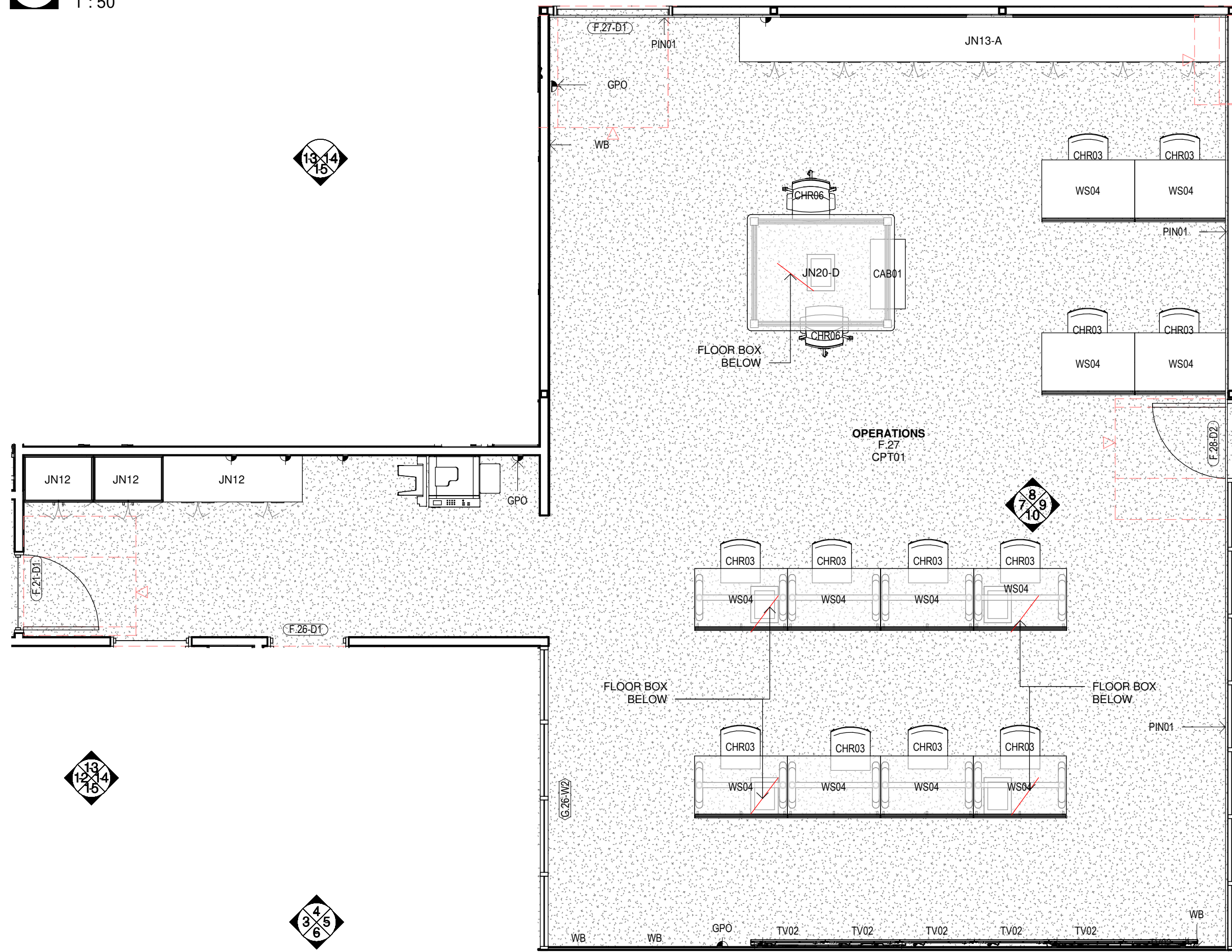
4 MEETING 2-G.26 - B
1 : 50



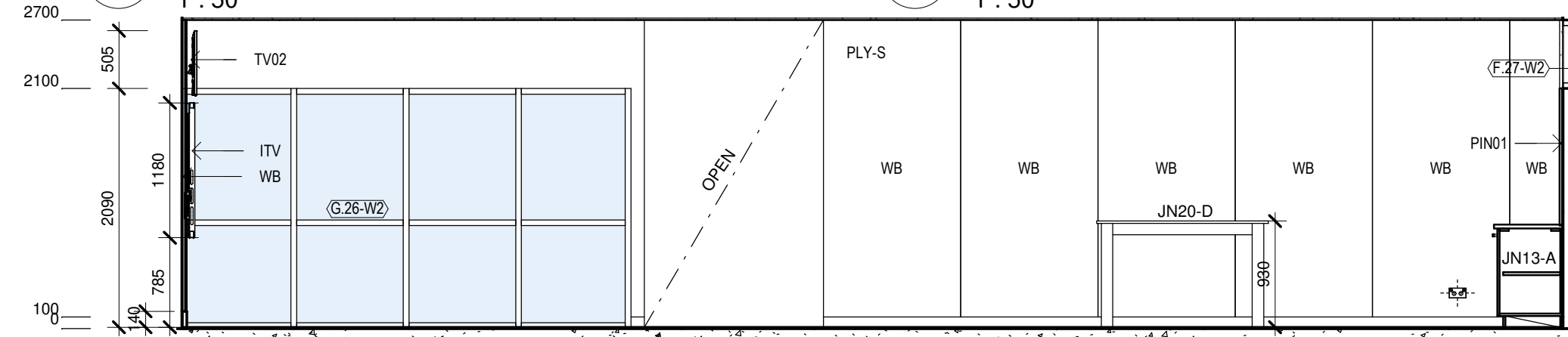
5 MEETING 2-G.26 - C
1 : 50



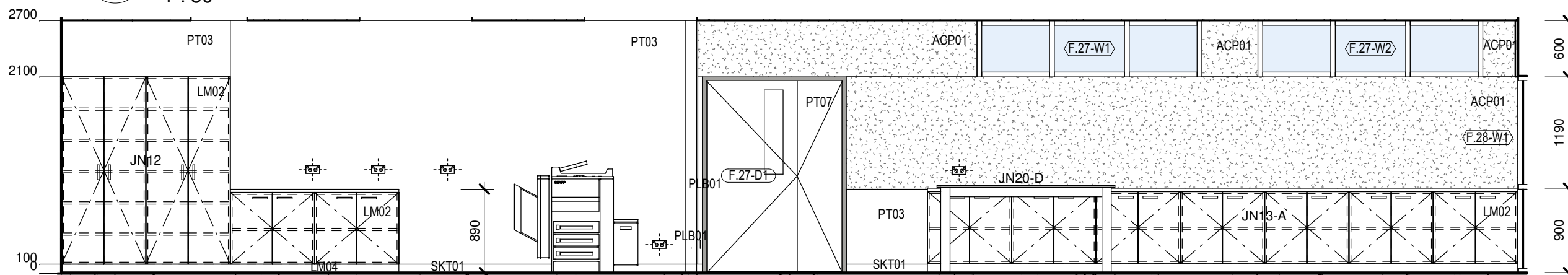
6 MEETING 2-G.26 - D
1 : 50



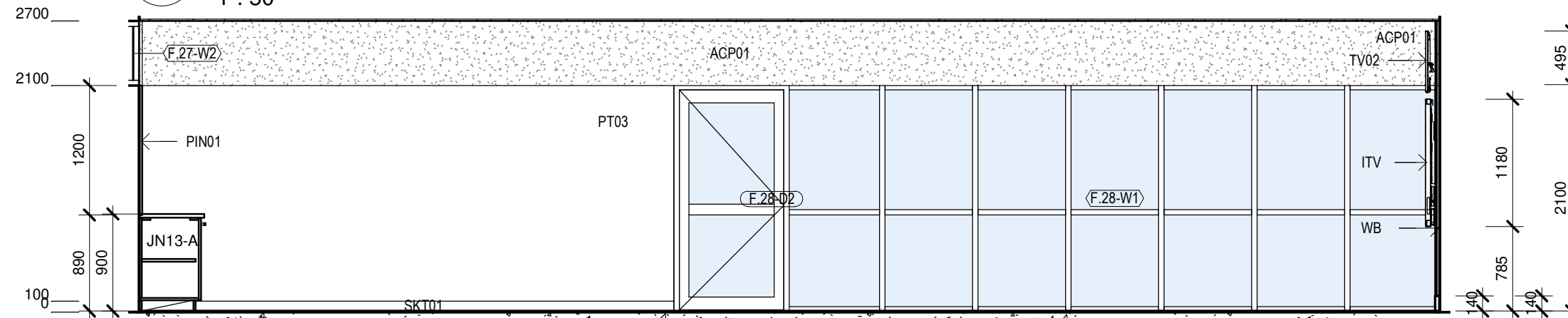
2 PLAN-OPERATIONS-F.27
1 : 50



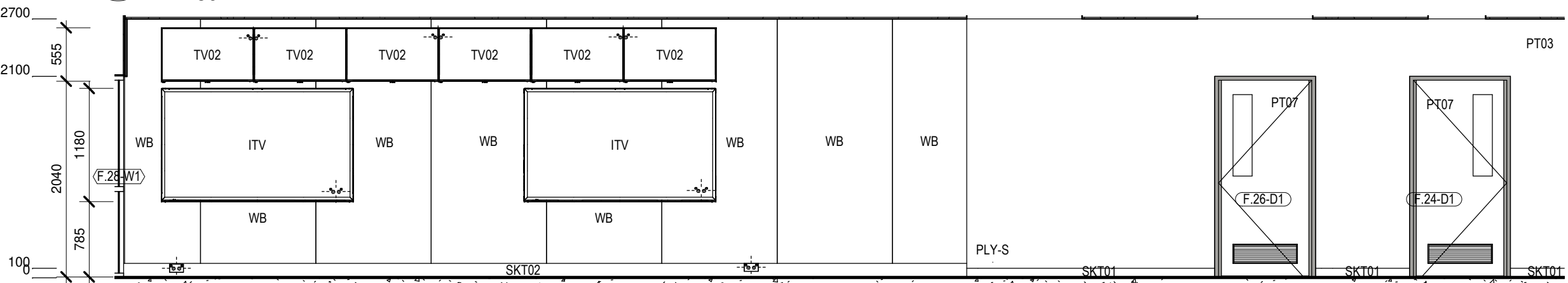
7 OPERATIONS-F.27 - A
1 : 50



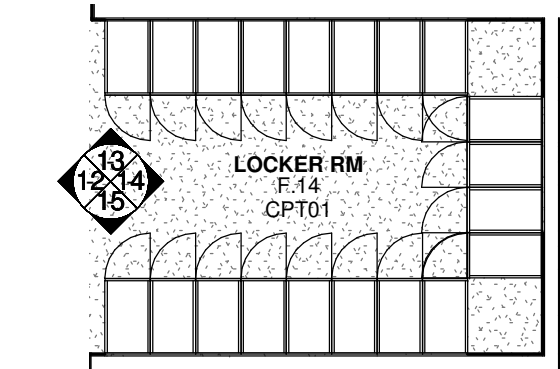
8 OPERATIONS-F.27 - B
1 : 50



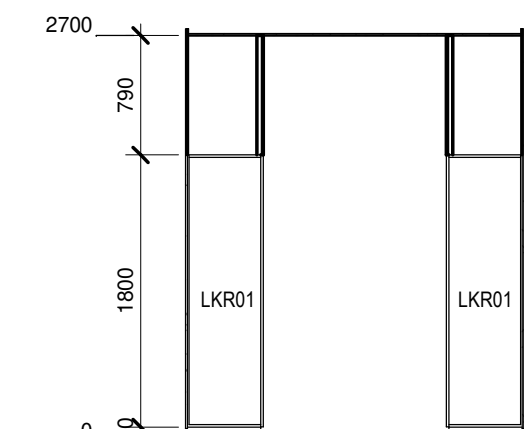
9 OPERATIONS-F.27 - C
1 : 50



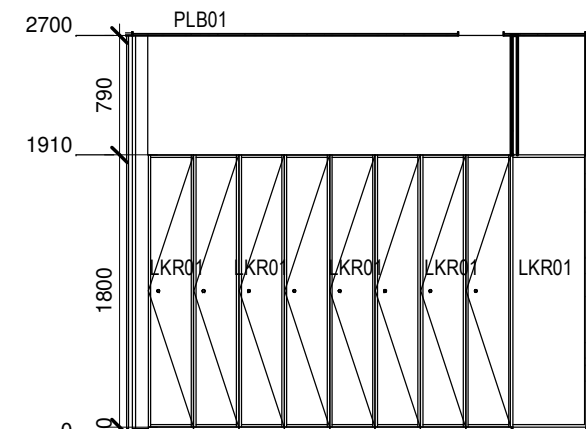
10 OPERATIONS-F.27 - D
1 : 50



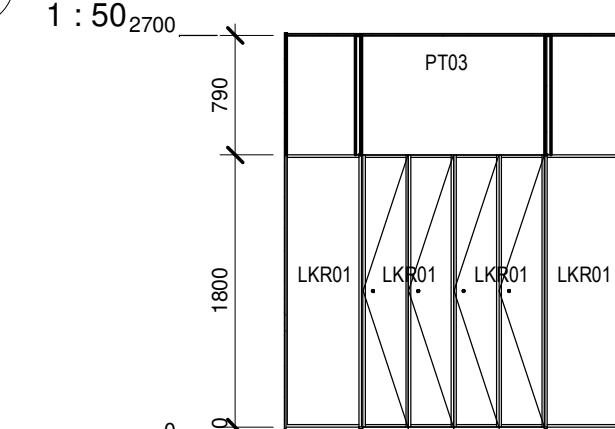
11 LOCKER RMF.14
1 : 50



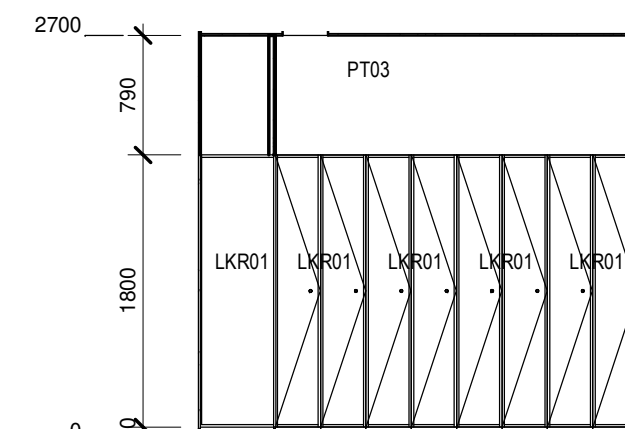
12 LOCKER RMF.14 - A
1 : 50



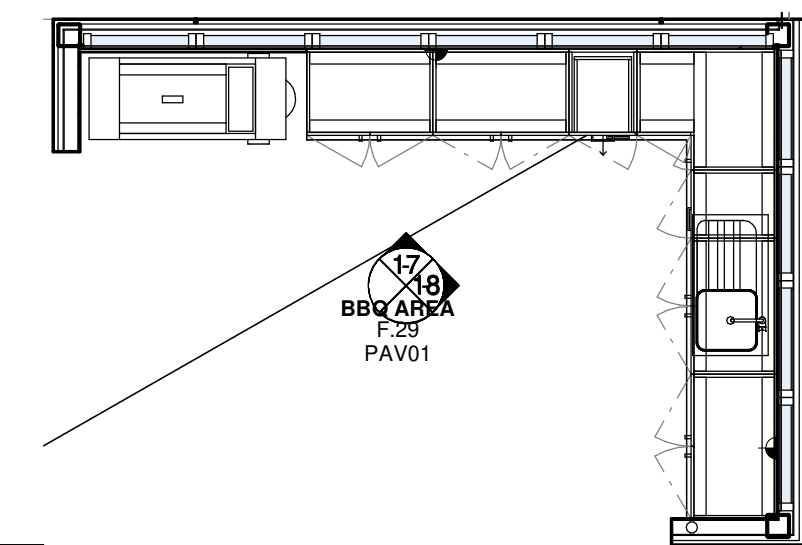
13 LOCKER RMF.14 - B
1 : 50



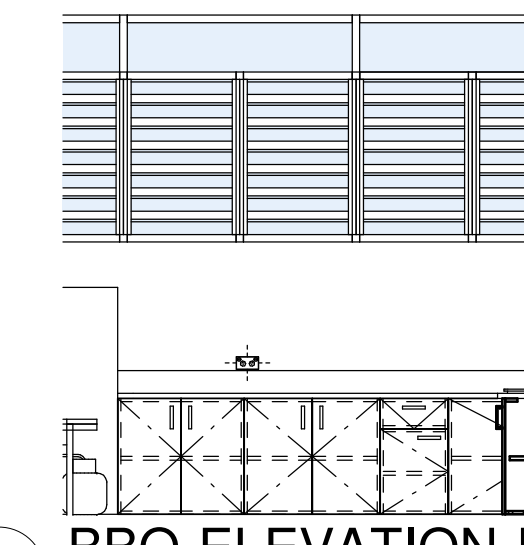
14 LOCKER RMF.14 - C
1 : 50



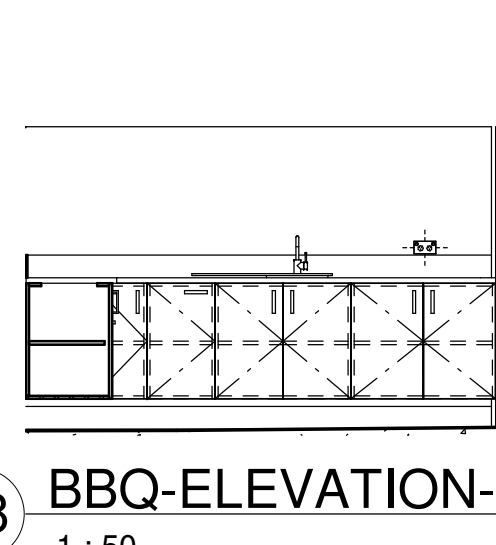
15 LOCKER RMF.14 - D
1 : 50



16 BBQ AREA-F.29
1 : 50



17 BBQ-ELEVATION-F.29
1 : 50



18 BBQ-ELEVATION-F.29
1 : 50

Changes to this Revision

PROJECT MANAGER
NSW PUBLIC WORKS ADVISORY
James Smith
0408 694 063
james.smith@pwa.nsw.gov.au

ARCHITECT, INTERIORS, LANDSCAPE
NBRS
John Vasco
4 Glen Street, Milsons Point, NSW 2061
02 9922 2344
john.vasco@nbns.com.au

STRUCTURAL
NORTHROP
Rory Dale
Level 11, 345 George Street Sydney NSW 2000
02 9241 4188
Rdale@northrop.com.au

CIVIL
NORTHROP
Joel DiFonzo
Level 11, 345 George Street Sydney NSW 2000
02 9156 3229
JDiFonzo@northrop.com.au

BUILDING SERVICES
NORTHROP
Brandon Shuttler
Level 2, 3 Horwood Place, Parramatta, NSW 2150
02 9156 3013
BShuttler@northrop.com.au

NCC CONSULTANT
MBC GROUP
Seb Howe
Suite 3/18 Sydney Rd, Manly NSW 2095
02 9939 1530
showe@mbc-group.com.au

Drawing Title
ROOM LAYOUT
3-F.14,F.26,F.27,F.29

Project
NSW RURAL FIRE SERVICE -
MONARO FIRE CONTROL CENTRE

11 GEEBUNG ST, POLO FLAT, NSW 2630
LOT 14 DP150029
SNOWY MONARO REGIONAL COUNCIL

for
NSW RURAL FIRE SERVICE



NBRS

+61 2 9922 2344
Nominated Architect:
Andrew Duffin NSW 5602
NBRS & Partners Pty Ltd VIC 51197
Any form of replication of this drawing in full or in part without the written permission of NBRS-PARTNERS Pty Ltd constitutes an infringement of the copyright.

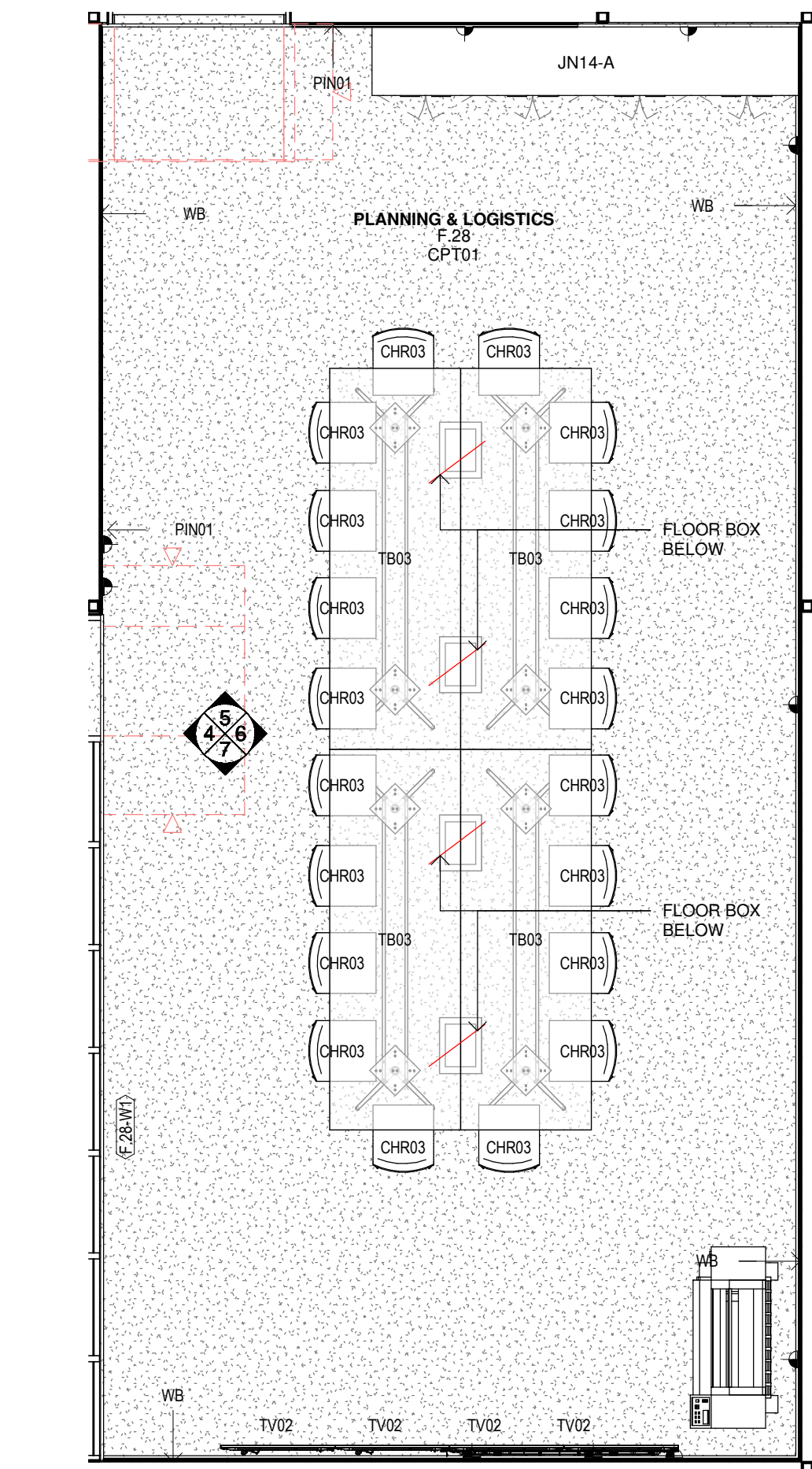
nbns.com.au

ABN 16 002 247 565

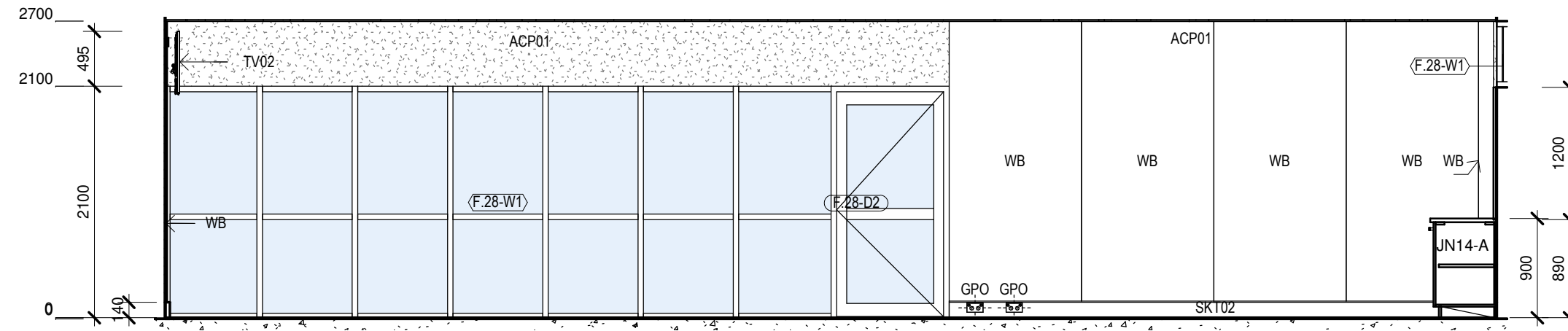
Date 4/10/2023 2:14:49 PM
Scale 1 : 50 @ A1

Drawing Reference 22396-NBRS-A-COO-DD-7614 P4
Revision

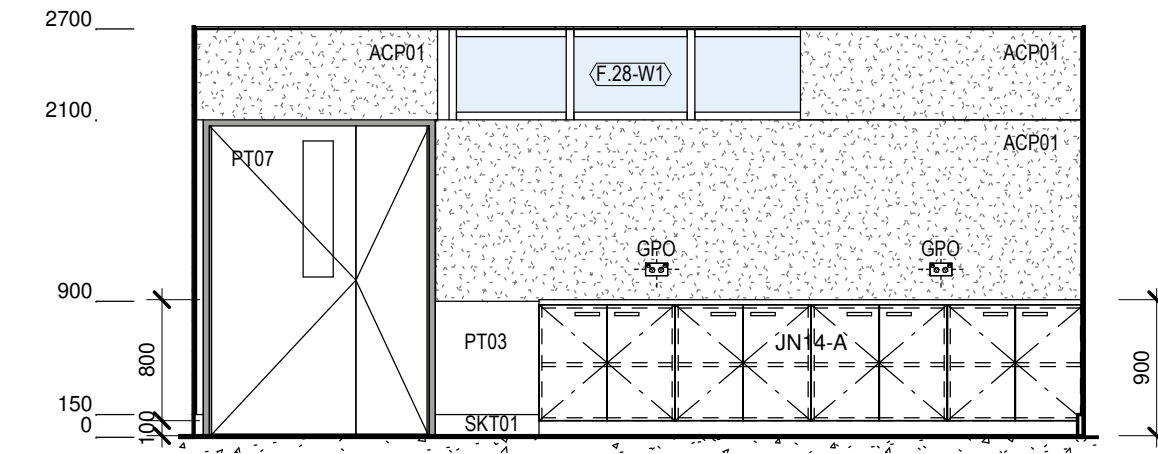
NOT FOR
CONSTRUCTION



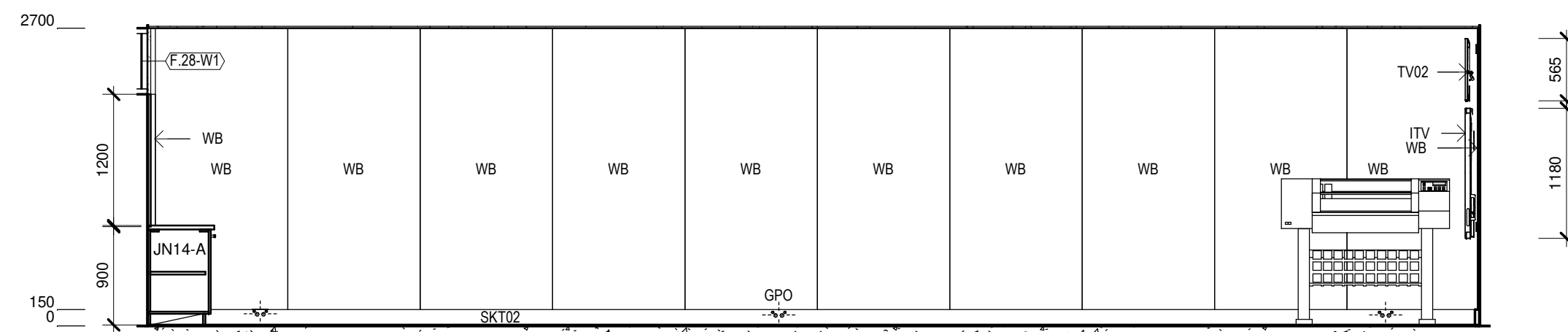
1 PLAN-PLANNING & LOGISTICS-F.28
1 : 50



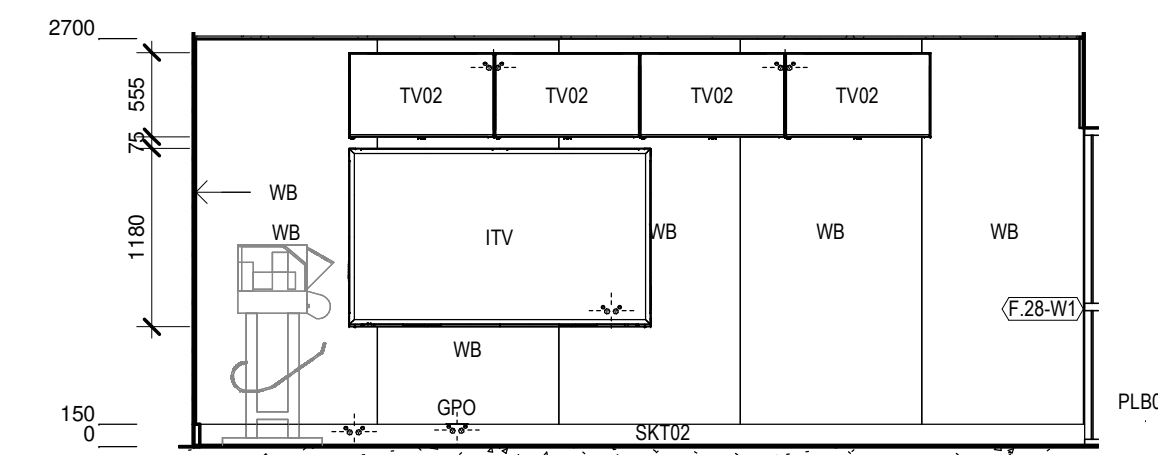
4 PLANNING & LOGISTICS-F.28 - A
1 : 50



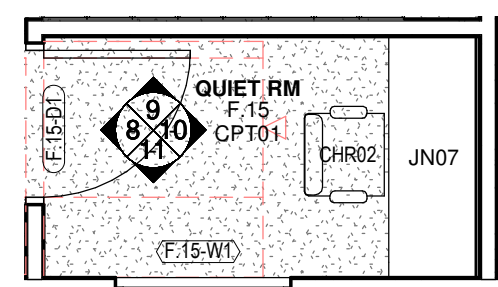
5 PLANNING & LOGISTICS-F.28 - B
1 : 50



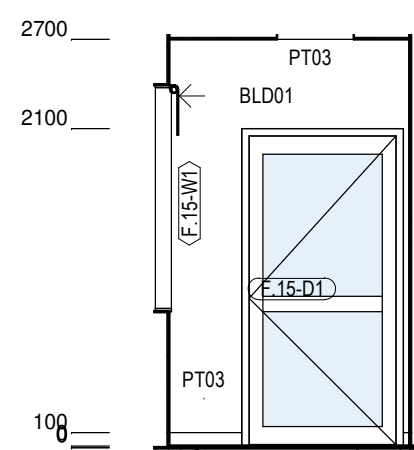
6 PLANNING & LOGISTICS-F.28 - C
1 : 50



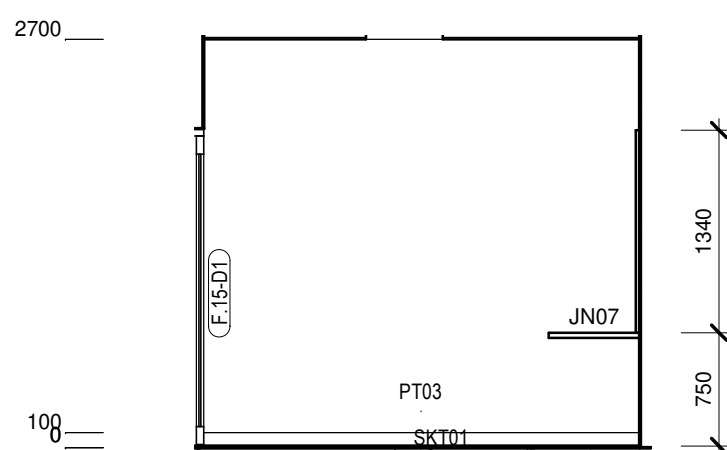
7 PLANNING & LOGISTICS-F.28 - D
1 : 50



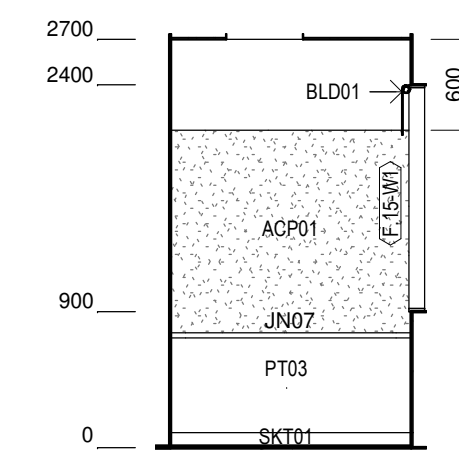
2 PLAN-QUIET RM-F.15
1 : 50



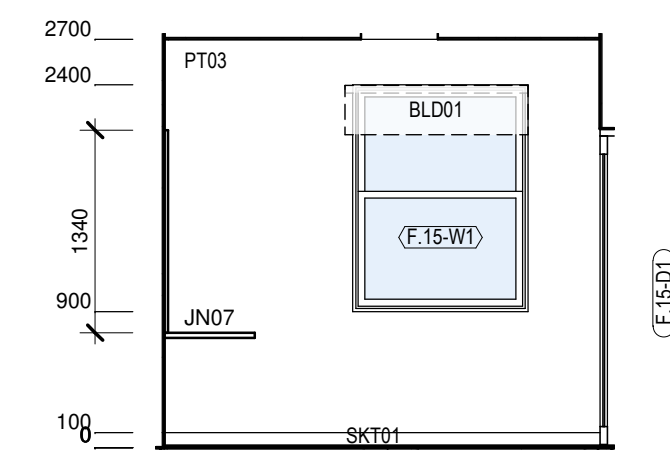
8 QUIET RM-F.15 - A
1 : 50



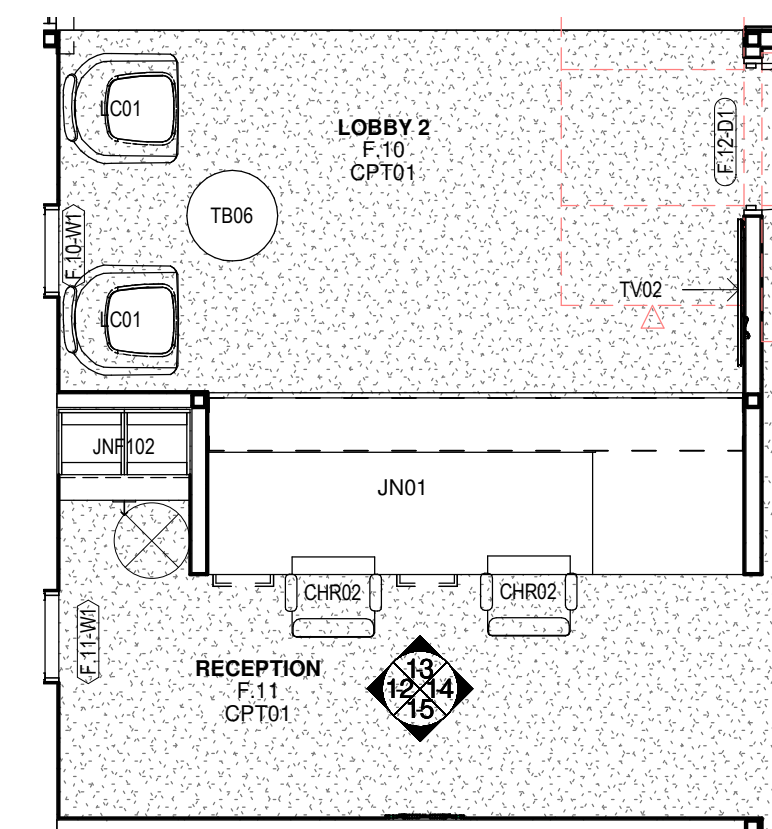
9 QUIET RM-F.15 - B
1 : 50



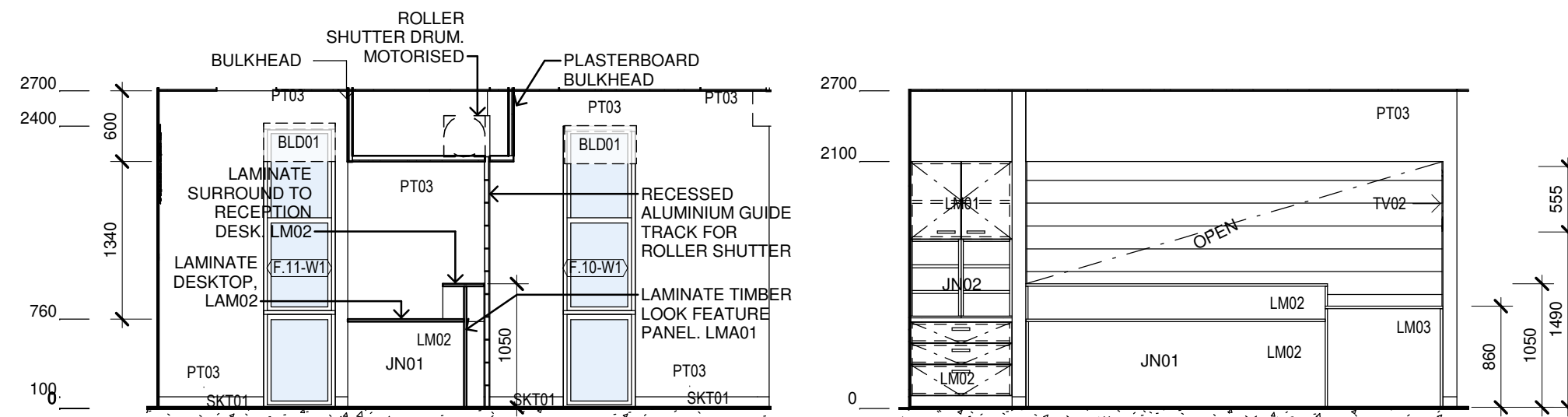
10 QUIET RM-F.15 - C
1 : 50



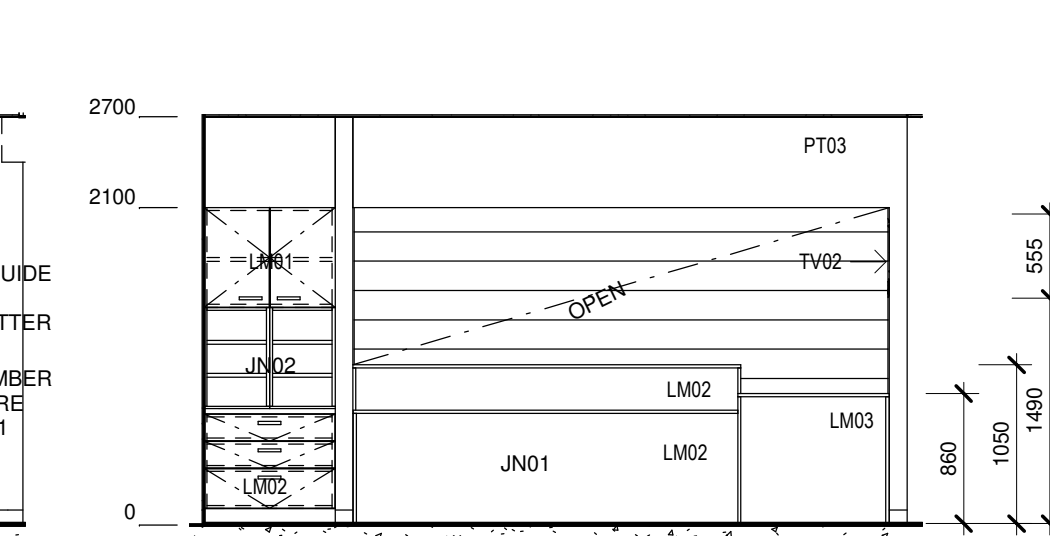
11 QUIET RM-F.15 - D
1 : 50



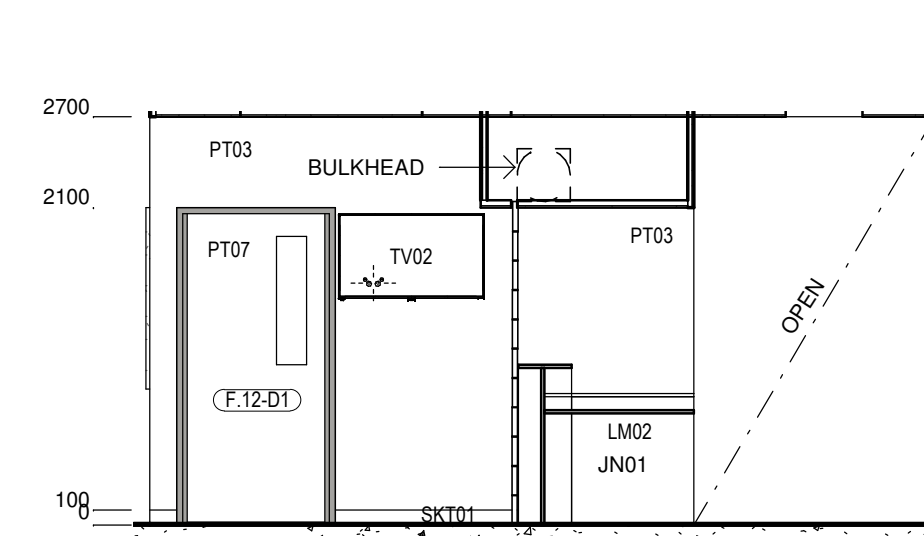
3 PLAN-RECEPTION-F.11
1 : 50




12 RECEPTION-F.11 - A
1 : 50



13 RECEPTION-F.11 - B
1 : 50



14 RECEPTION-F.11 - C
1 : 50



15 RECEPTION-F.11 - D
1 : 50

Issue No.	Date	Description	Chkd
P1	27/04/2023	80% DD FOR REVIEW	SR
P2	17/05/2023	REVISED FOC LAYOUT FOR CONSULTANT COORDINATION	JV
P3	04/07/2023	95% DESIGN DEVELOPMENT	JV
P4	28/09/2023	90% DD ISSUE	JV

Changes to this Revision

PROJECT MANAGER
NSW PUBLIC WORKS ADVISORY
James Smith
0408 694 063
james.smith@pwa.nsw.gov.au

ARCHITECT, INTERIORS, LANDSCAPE
NBRS
John Vasco
4 Glen Street, Milsom Point, NSW 2061
02 9922 2344
john.vasco@nbns.com.au

STRUCTURAL
NORTHROP
Rory Dale
Level 11, 345 George Street Sydney NSW 2000
02 9241 4188
rdale@northrop.com.au

CIVIL
NORTHROP
Joel DiFonzo
Level 11, 345 George Street Sydney NSW 2000
02 9156 3229
JDiFonzo@northrop.com.au

BUILDING SERVICES
NORTHROP
Brandon Shuttler
Level 2, 3 Horwood Place, Parramatta, NSW 2150
02 9156 3013
BShuttler@northrop.com.au

NCC CONSULTANT
MBG GROUP
Seb Howe
Suite 3/18 Sydney Rd, Manly NSW 2095
02 9939 1530
showe@mbg-group.com.au

Drawing Title
ROOM LAYOUT
4-F.09,F.11,F.15,F.28

Project
NSW RURAL FIRE SERVICE -
MONARO FIRE CONTROL CENTRE

11 GEEBUNG ST, POLO FLAT, NSW 2630
LOT 14 DP150029
SNOWY MONARO REGIONAL COUNCIL

for
NSW RURAL FIRE SERVICE



NBRS

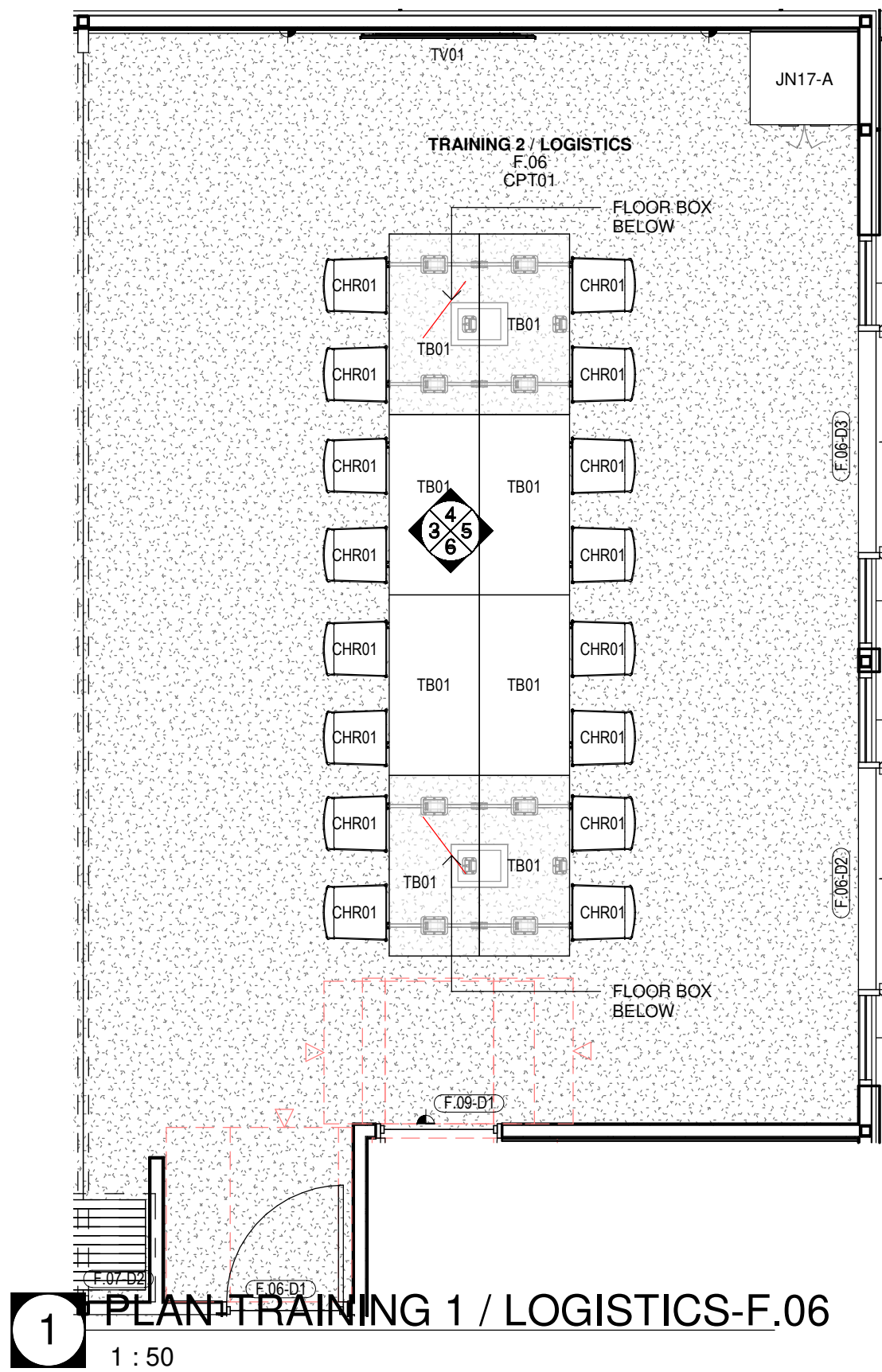
+61 2 9922 2344
Nominated Architect:
Andrew Duffin NSW 5602
NBRS & Partners Pty Ltd VIC 51197
Any form of replication of this drawing in full or in part without the written permission of NBRS-PARTNERS Pty Ltd constitutes an infringement of the copyright.
© 2022

nbns.com.au


Date 4/10/2023 2:15:31 PM
Scale 1 : 50 @ A1

Drawing Reference
22396-NBRS-A-COO-DD-7615
Revision
P4

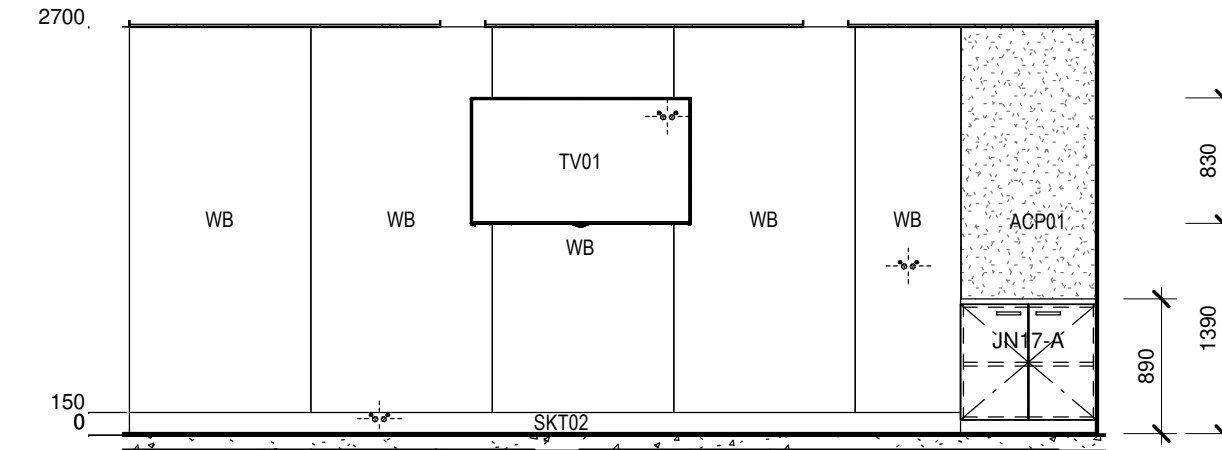
NOT FOR CONSTRUCTION



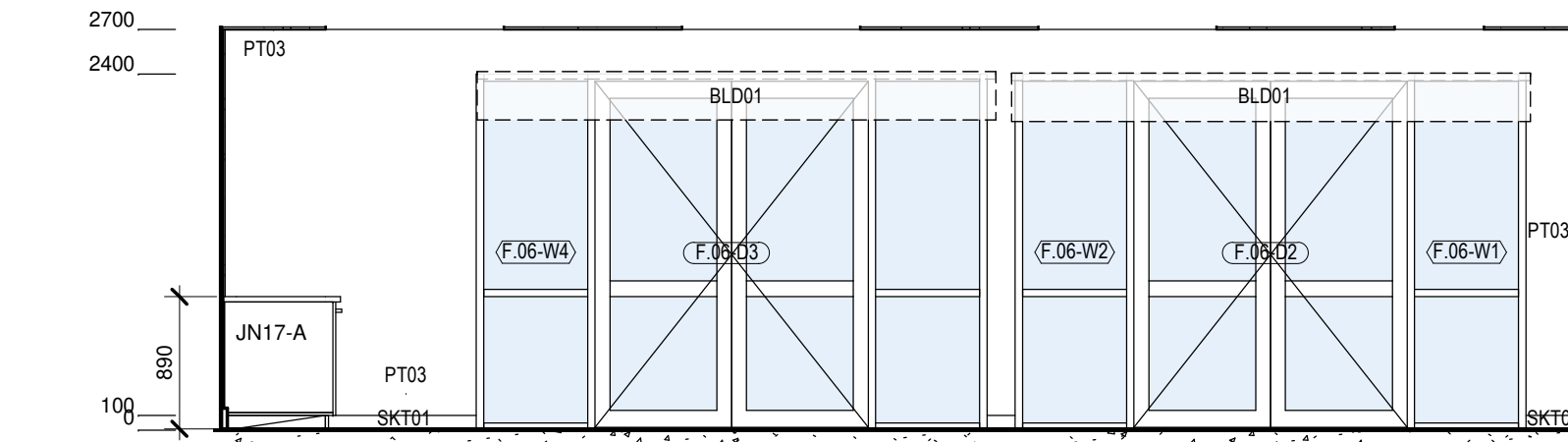
1 PLAN-TRAINING 1 / LOGISTICS-F.06
1 : 50



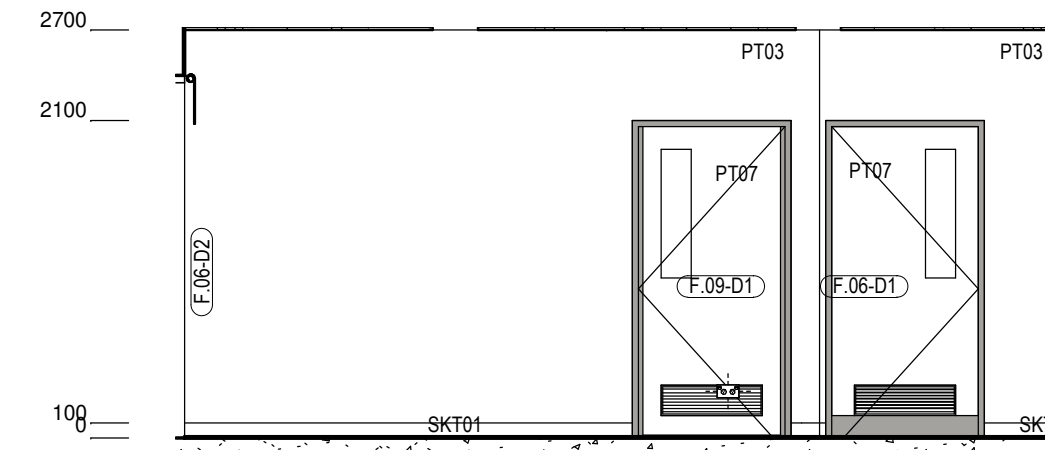
3 TRAINING 1 / LOGISTICS-F.06 - A
1 : 50



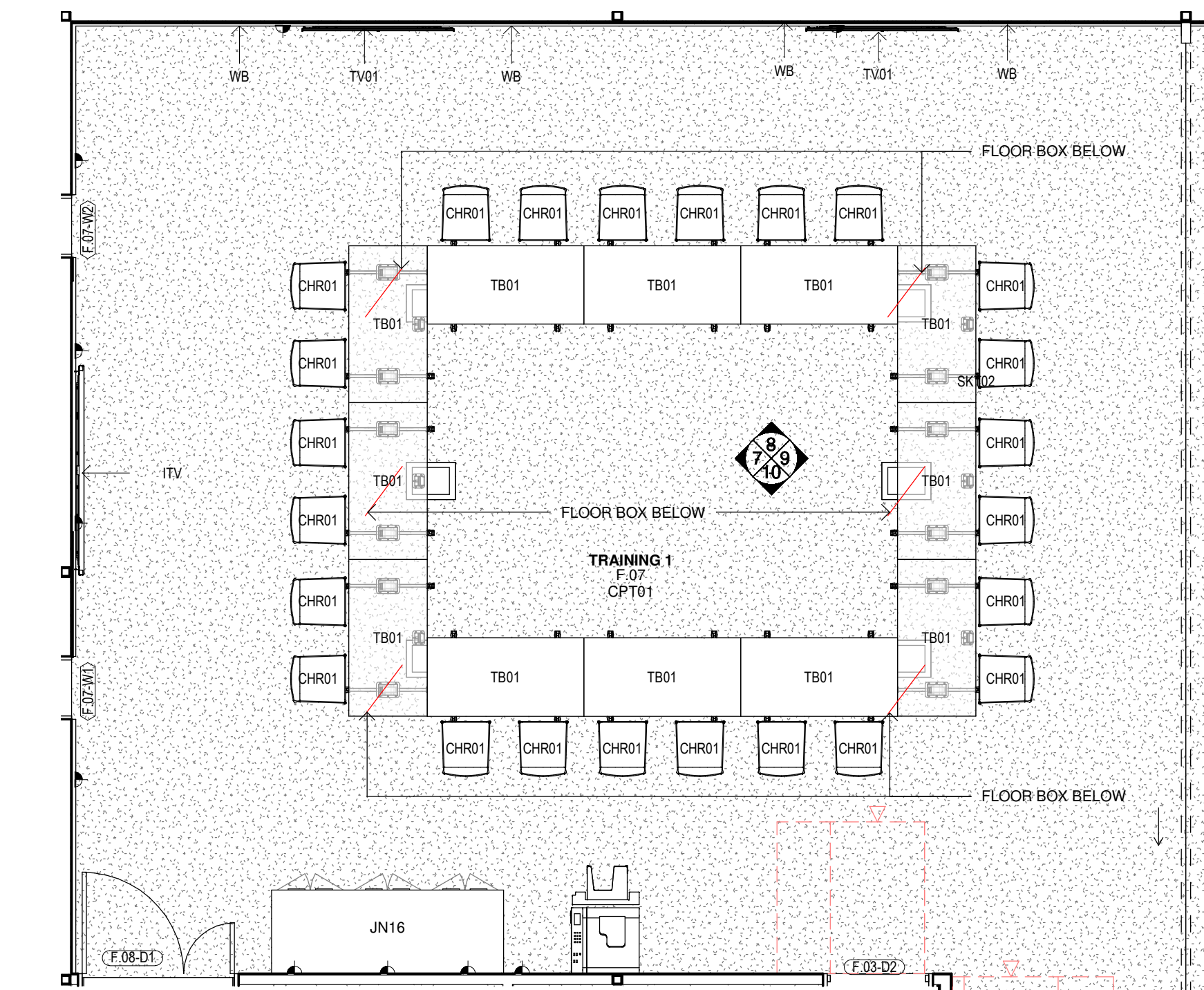
4 TRAINING 1 / LOGISTICS-F.06 - B
1 : 50



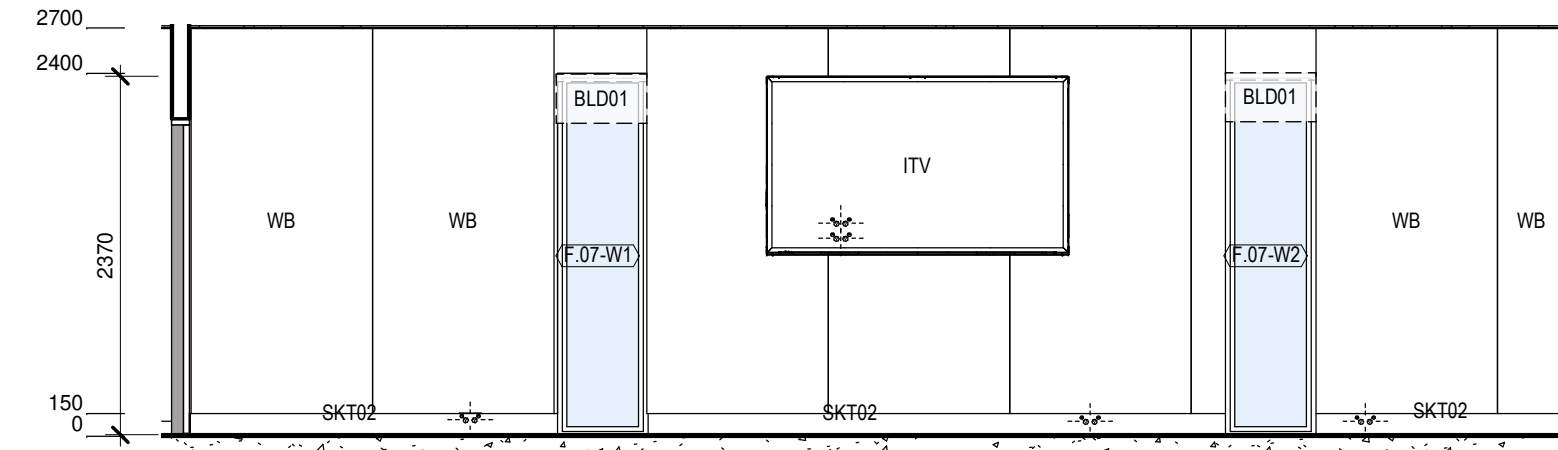
5 TRAINING 1 / LOGISTICS-F.06 - C
1 : 50



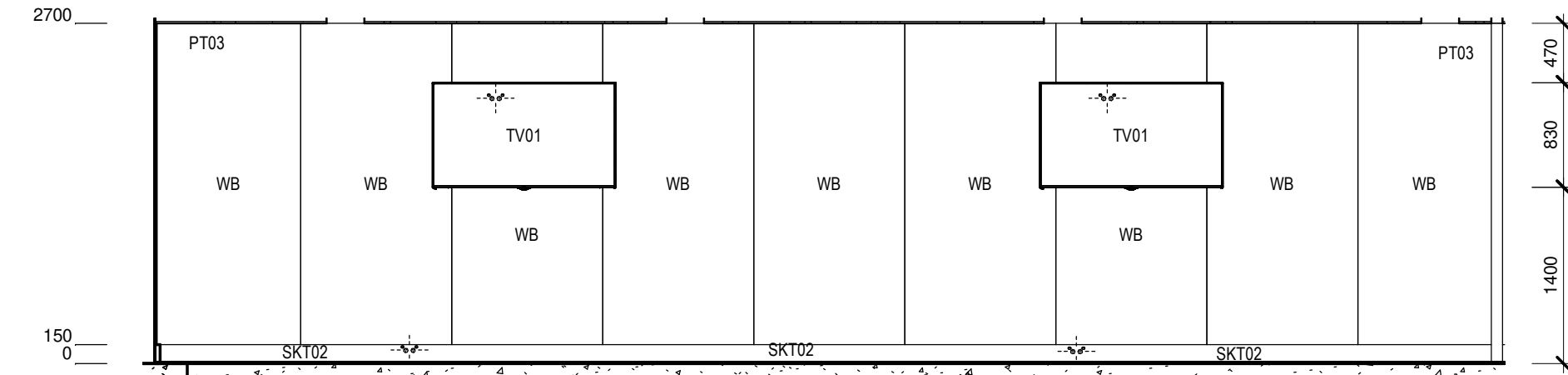
6 TRAINING 1 / LOGISTICS-F.06 - D
1 : 50



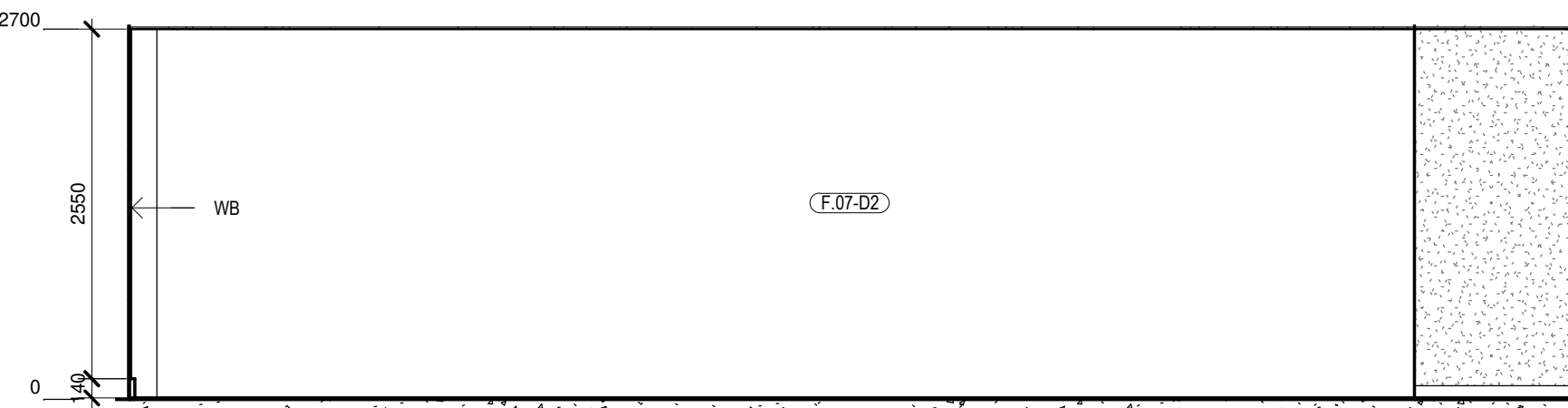
2 PLAN-TRAINING 2-F.07
1 : 50



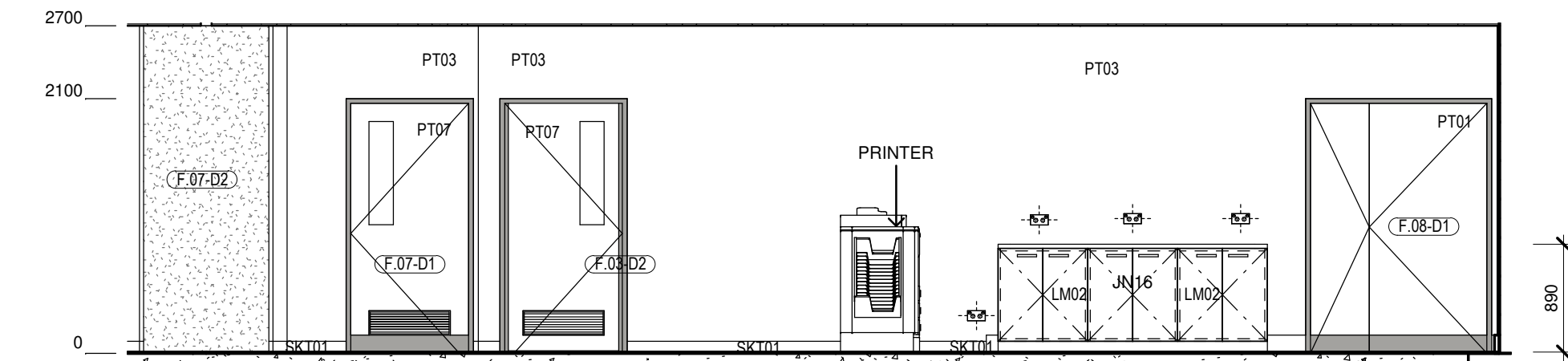
7 TRAINING 2-F.07 - A
1 : 50



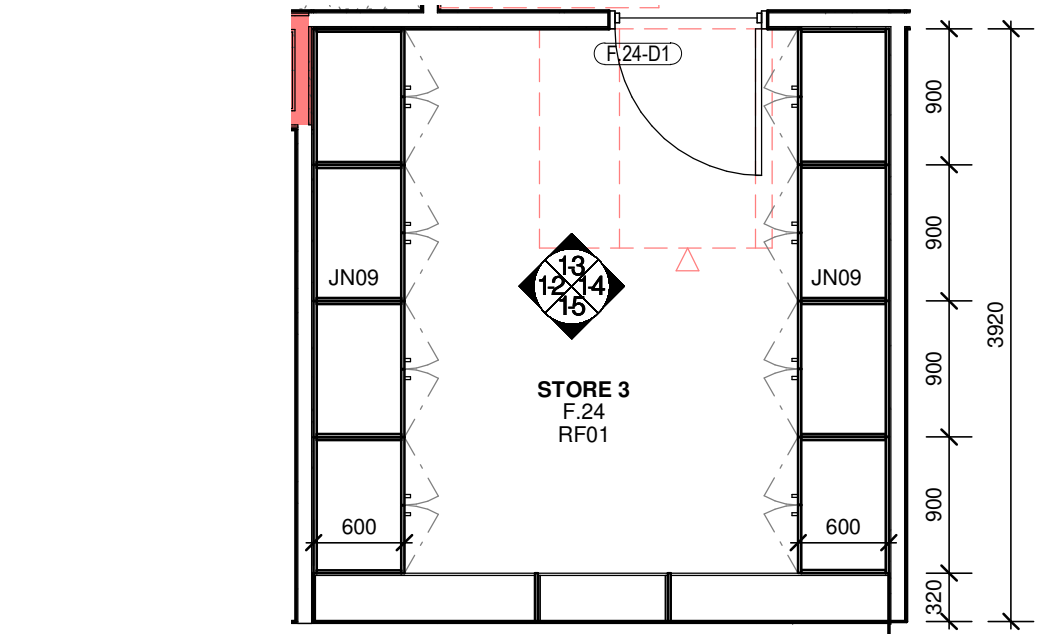
8 TRAINING 2-F.07 - B
1 : 50



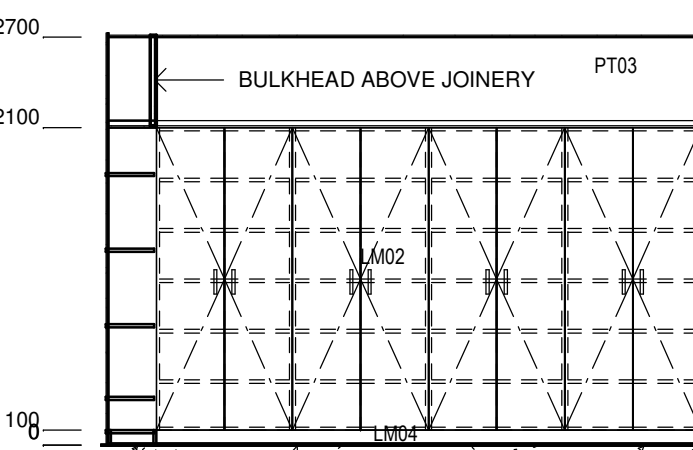
9 TRAINING 2-F.07 - C
1 : 50



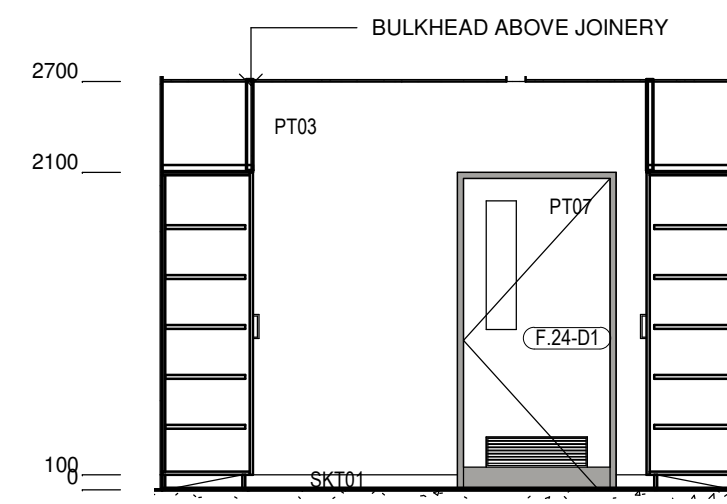
10 TRAINING 2-F.07 - D
1 : 50



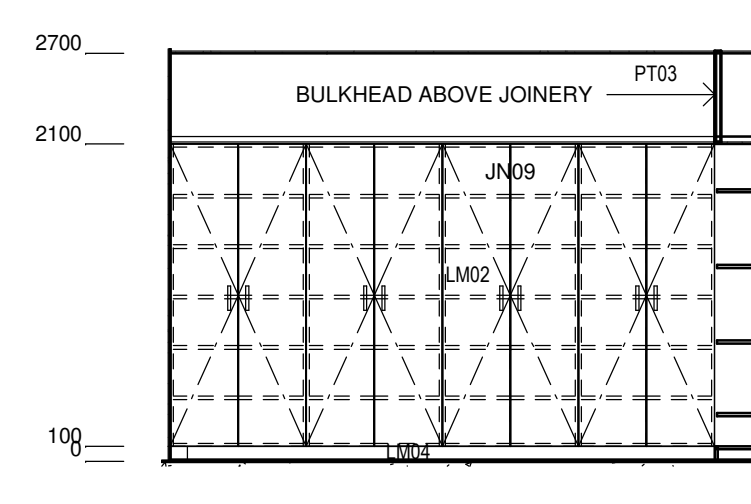
11 STORE 3F.24
1 : 50



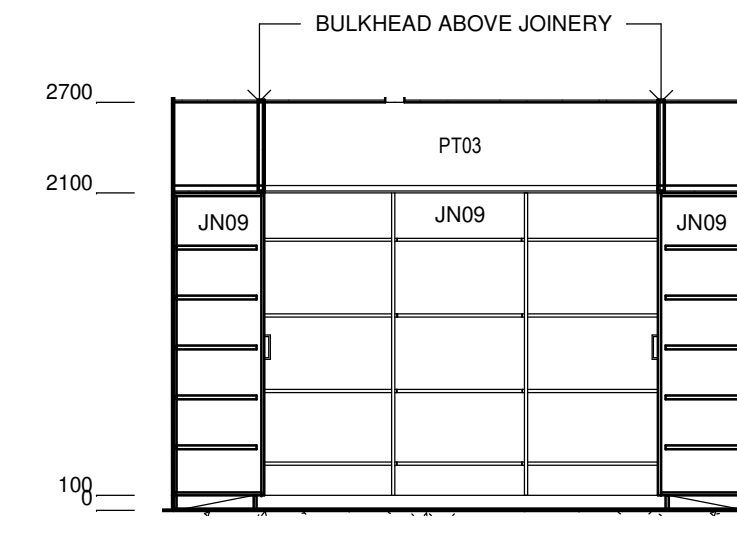
12 STORE 3F.24 - A
1 : 50



13 STORE 3F.24 - B
1 : 50



14 STORE 3F.24 - C
1 : 50



15 STORE 3F.24 - D
1 : 50

No.	Date	Description	Chkd
P1	27/04/2023	80% DD FOR REVIEW	SR
P2	17/05/2023	REVISED FOC LAYOUT FOR CONSULTANT COORDINATION	JV
P3	04/07/2023	95% DESIGN DEVELOPMENT	JV
P4	28/09/2023	90% DD ISSUE	JV

Changes to this Revision

PROJECT MANAGER
NSW PUBLIC WORKS ADVISORY
James Smith
0408 694 063
james.smith@pwa.nsw.gov.au

ARCHITECT, INTERIORS, LANDSCAPE
NBRS
John Vasco
4 Glen Street, Milsons Point, NSW 2061
02 9922 2344
john.vasco@nbns.com.au

STRUCTURAL
NORTHROP
Rory Dale
Level 11, 345 George Street Sydney NSW 2000
02 9241 4188
rdale@northrop.com.au

CIVIL
NORTHROP
Joel DiFonzo
Level 11, 345 George Street Sydney NSW 2000
02 9156 3229
jdiFonzo@northrop.com.au

BUILDING SERVICES
NORTHROP
Brandon Shuttar
Level 2, 3 Horwood Place, Parramatta, NSW 2150
02 9156 3013
bshuttar@northrop.com.au

NCC CONSULTANT
MBG GROUP
Seb Howe
Suite 3/18 Sydney Rd, Manly NSW 2095
02 9939 1530
showe@mbg-group.com.au

Drawing Title
ROOM LAYOUT - SHEET 05

Project
NSW RURAL FIRE SERVICE - MONARO FIRE CONTROL CENTRE
11 GEEBUNG ST, POLO FLAT, NSW 2630
LOT 14 DP150029
SNOWY MONARO REGIONAL COUNCIL
for
NSW RURAL FIRE SERVICE

NBRS
+61 2 9922 2344
Nominated Architect:
Andrew Duffin NSW 5602
NBRS & Partners Pty Ltd VIC 51197
Any form of replication of this drawing in full or in part without the written permission of NBRS-PARTNERS Pty Ltd constitutes an infringement of the copyright.
© 2022

nbns.com.au

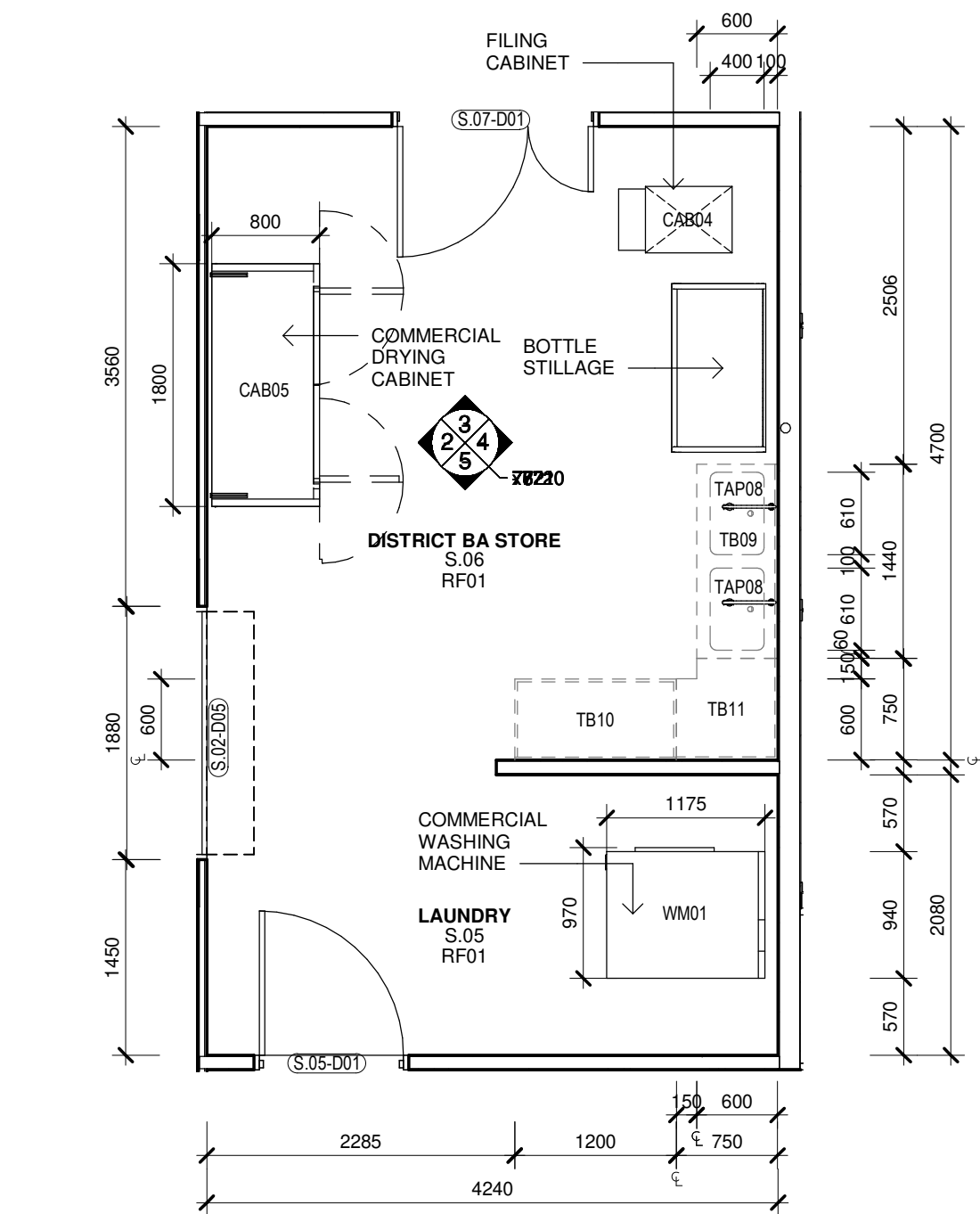
ABN 16 002 247 565

Date 4/10/2023 2:16:26 PM
Scale 1 : 50 @ A1

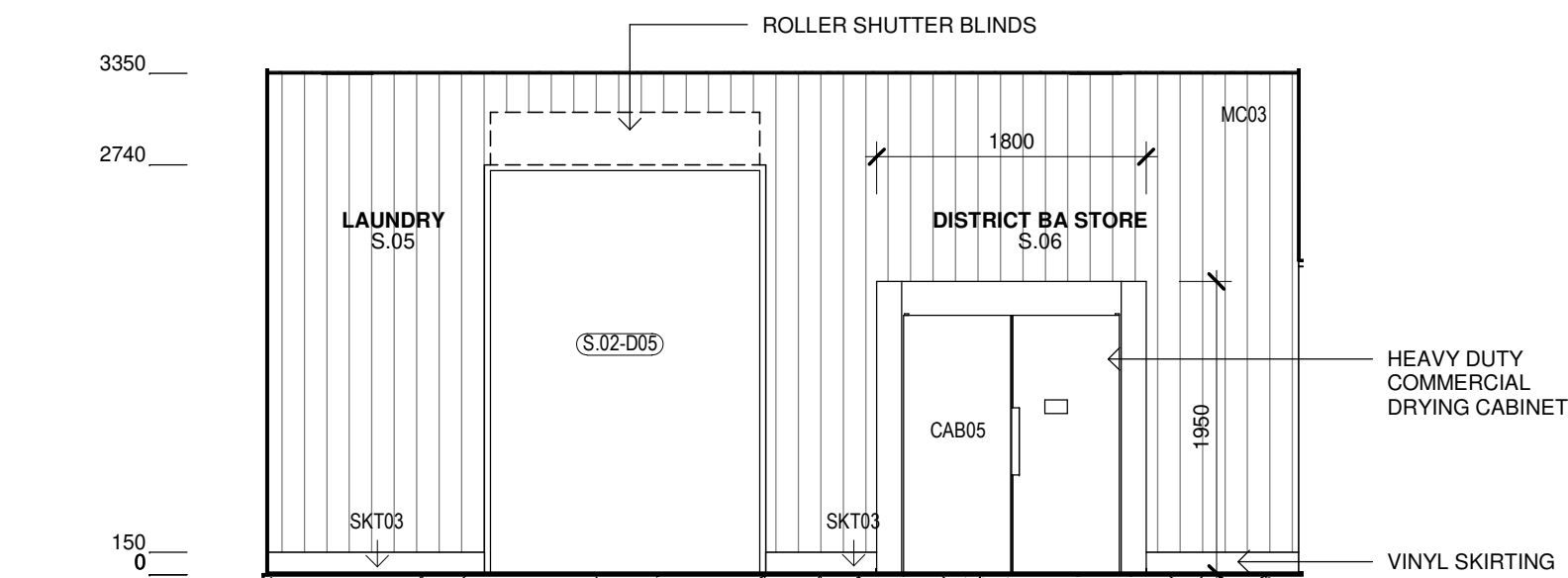
Drawing Reference
22396-NBRS-A-COO-DD-7616 P4

Revision

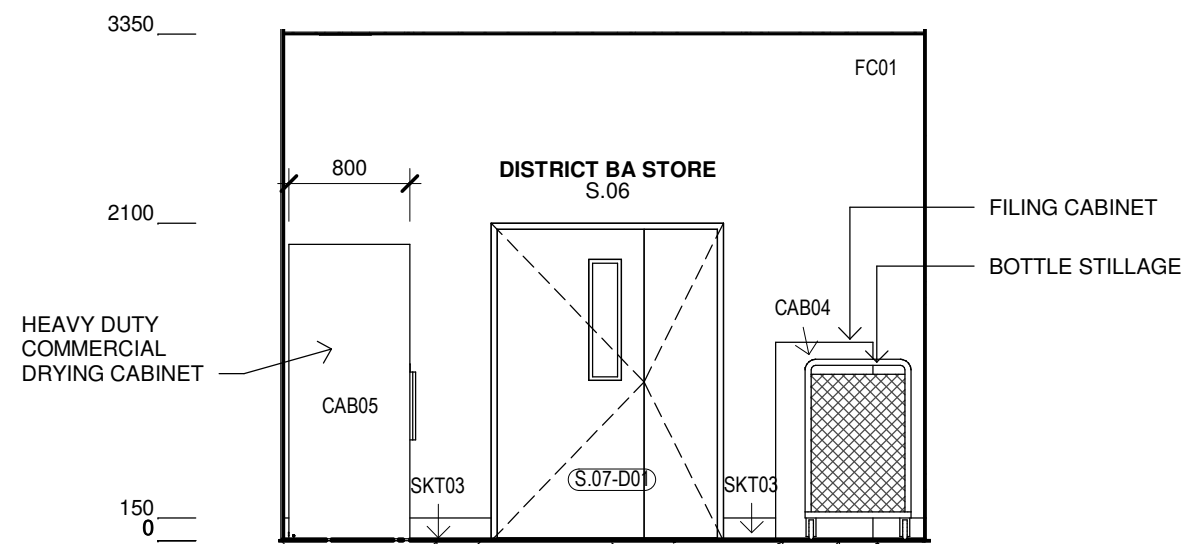
NOT FOR
CONSTRUCTION



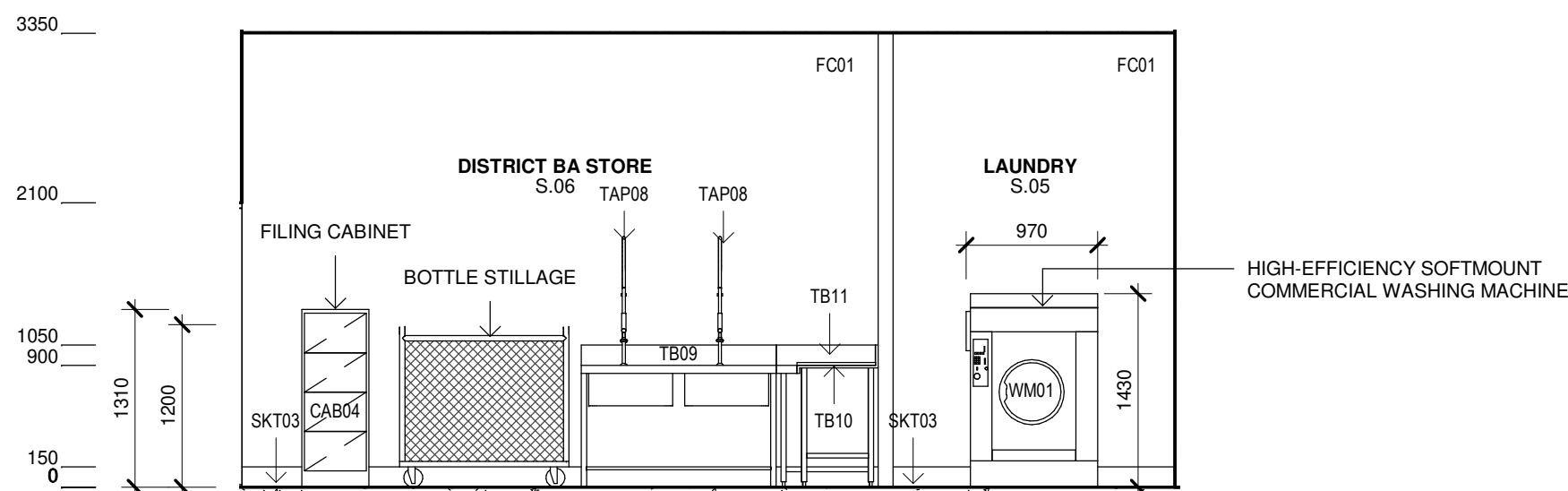
1 PLAN - STORES BA ROOM
1 : 50



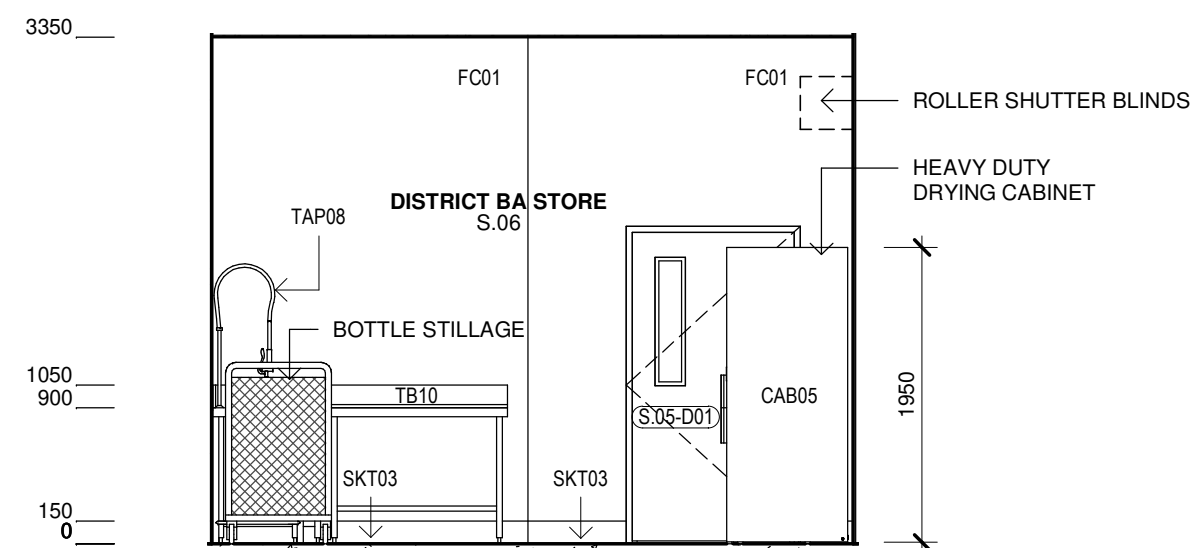
2 STORES BA & LAUNDRY S.05, S.06 - A
1 : 50



3 STORES BA ROOM S.05, S.06 - B
1 : 50



4 STORES BA & LAUNDRY S.05, S.06 - C
1 : 50



5 STORES BA ROOM S.05, S.06 - D
1 : 50

Issue No.	Date	Description	Chkd
P1	28/09/2023	90% DD ISSUE	JV

Changes to this Revision
STM5

PROJECT MANAGER
NSW PUBLIC WORKS ADVISORY
Peter Hughes
0407 757 638
peter.hughes@pwa.nsw.gov.au

ARCHITECT, INTERIORS, LANDSCAPE
NBRS
John Vasco
4 Glen Street, Milsons Point, NSW 2061
02 9922 2344
john.vasco@nb.rs.com.au

STRUCTURAL
NORTHROP
Rory Dale
Level 11, 345 George Street Sydney NSW 2000
02 9241 4188
Rdale@northrop.com.au

CIVIL
NORTHROP
Joel DiFonzo
Level 11, 345 George Street Sydney NSW 2000
02 9156 3229
JDiFonzo@northrop.com.au

BUILDING SERVICES
NORTHROP
Brandon Shuttler
Level 2, 3 Horwood Place, Parramatta, NSW 2150
02 9156 3013
BShuttler@northrop.com.au

NCC CONSULTANT
MBG GROUP
Seb Howe
Suite 3/18 Sydney Rd, Manly NSW 2095
02 9939 1530
showe@mbg-group.com.au

Drawing Title
ROOM LAYOUT - S.05, S.06

Project
NSW RURAL FIRE SERVICE -
MONARO FIRE CONTROL CENTRE

11 GEEBUNG ST, POLO FLAT, NSW 2630
LOT 14 DP150029
SNOWY MONARO REGIONAL COUNCIL

for
NSW RURAL FIRE SERVICE



NBRS

+61 2 9922 2344
Nominated Architect:
Andrew Duffin NSW 5602
NBRS & Partners Pty Ltd VIC 51197
Any form of replication of this drawing in full or in part without the written permission of NBRS-PARTNERS Pty Ltd constitutes an infringement of the copyright.
© 2022

nb.rs.com.au

ABN 16 002 247 565

Date 4/10/2023 2:28:06 PM
Scale 1 : 50 @ A1

Drawing Reference

22396-NBRS-A-COO-DD-7621

Revision

P1

NOT FOR
CONSTRUCTION

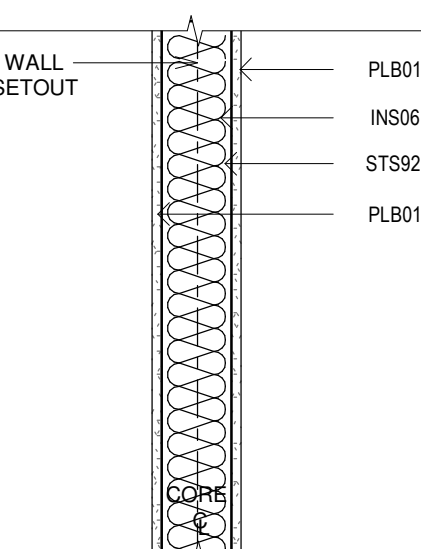
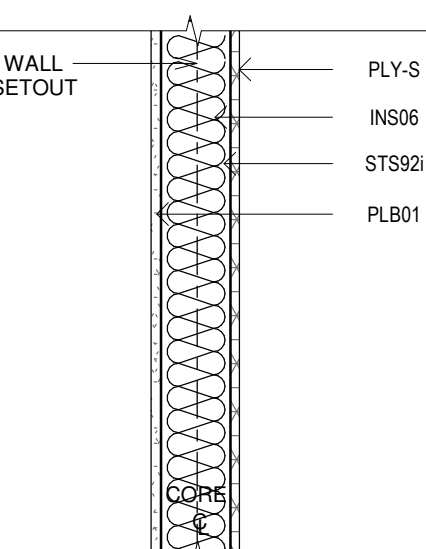
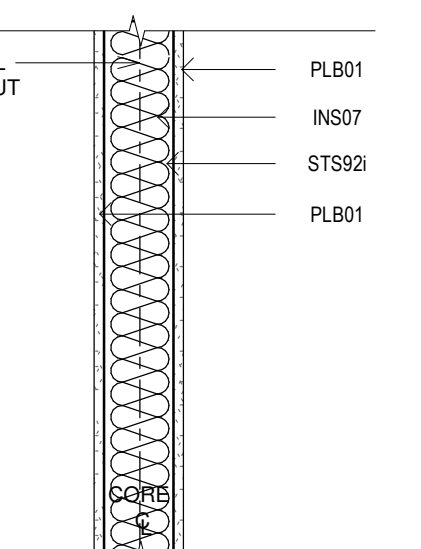
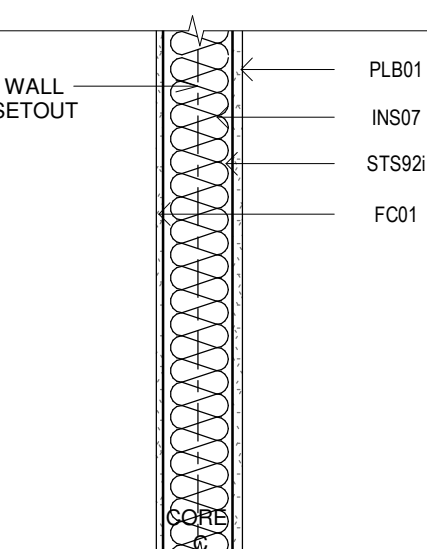
Energy Efficiency Provisions

Performance to comply with NCC 2019 - Section J.
Refer to the Section J Report, NCC facade calculations and Specifications for further details.

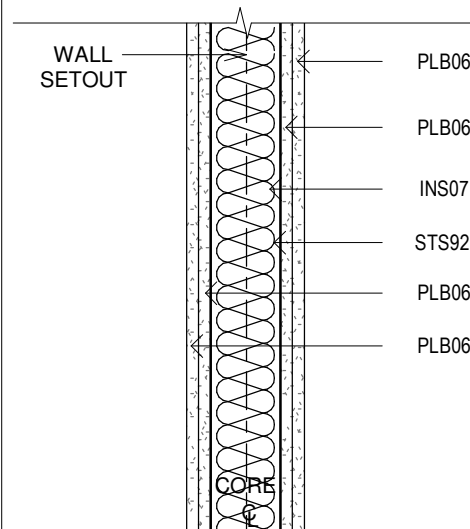
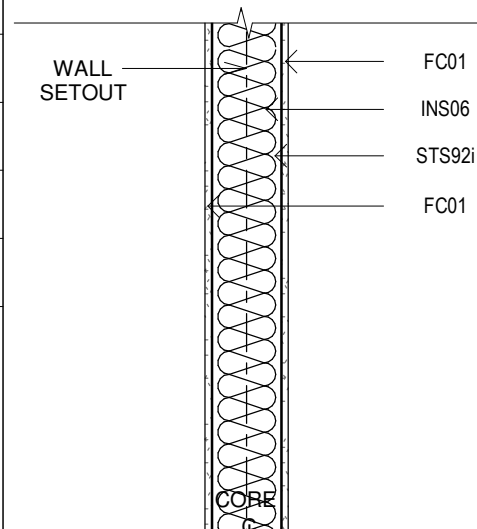
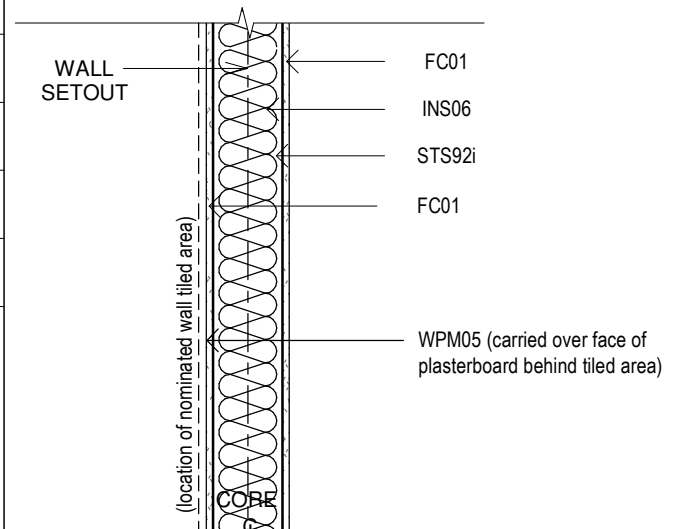
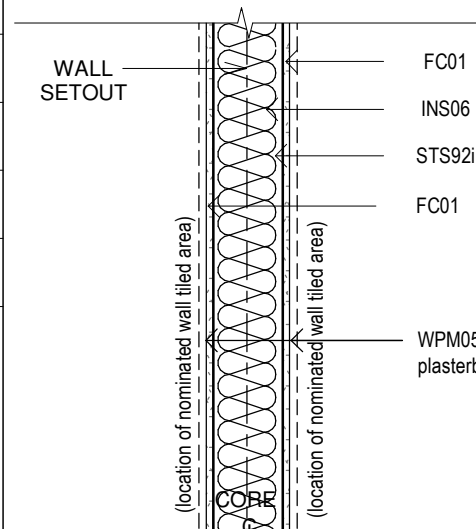
EXTERNAL WALL TYPES

WS951		WS952		WS961		WS962	
	THICKNESS	199		THICKNESS	198		
	THERMAL RATING			THERMAL RATING			
	FIRE RATING	-/-		FIRE RATING	-/-		
	ACOUSTIC RATING	RW45		ACOUSTIC RATING	RW45		
	INSULATION RATING	R2.7 / 90mm		INSULATION RATING	R2.7 / 90mm		
	COMMENTS			COMMENTS			
				PLY-S STRUCTURAL PLYWOOD SHEET SUBSTRATE FOR ALL WALLS SUPPORTING WHITEBOARD & AV EQUIPMENT. FOR COMPREHENSIVE INFORMATION ON LOCATION OF WHITEBOARDS & AV EQUIPMENT REFER TO ARCHITECTURAL ROOM LAYOUT DRAWINGS & FURNITURE PLANS.			

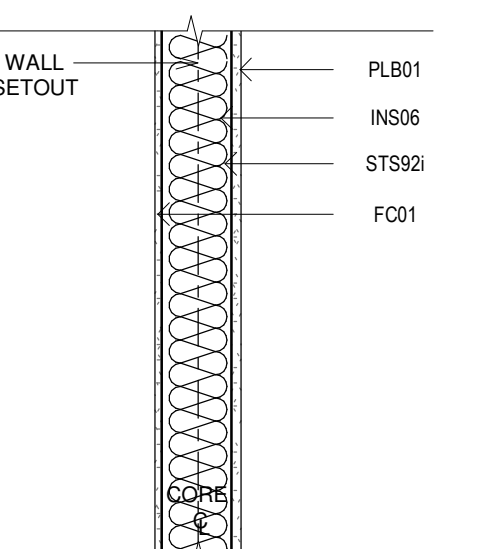
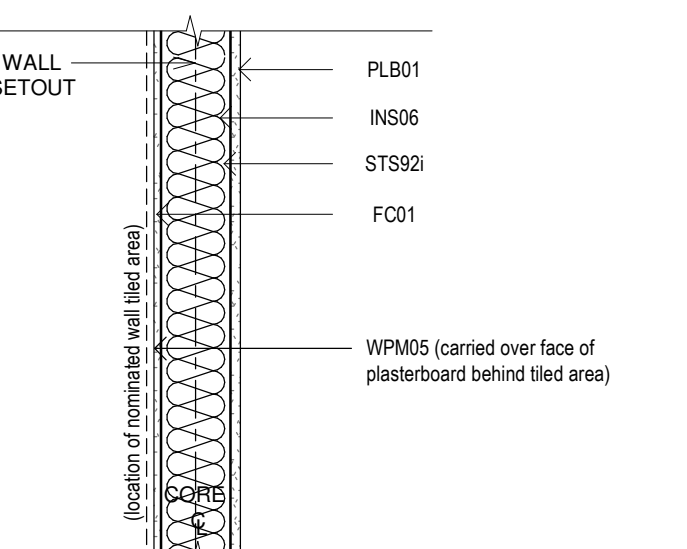
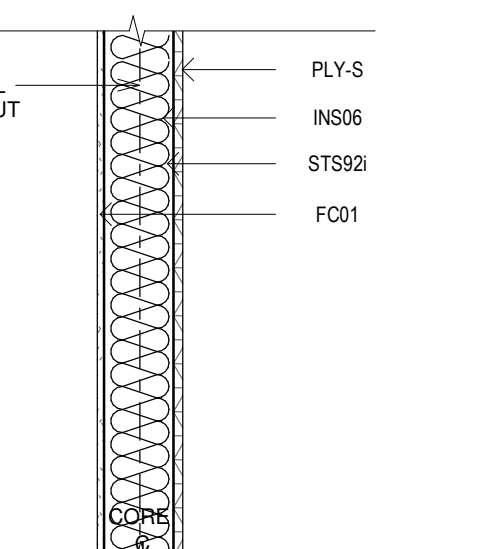
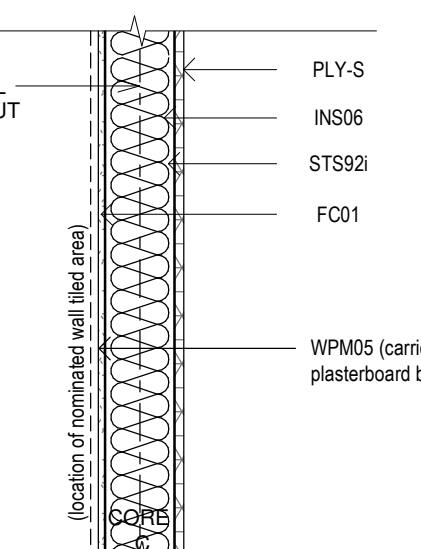
INTERNAL WALL TYPES

WS911		WS912		WS921		WS922																																																	
	<table><tr><td>THICKNESS</td><td>118</td></tr><tr><td>THERMAL RATING</td><td></td></tr><tr><td>FIRE RATING</td><td>-/-</td></tr><tr><td>ACOUSTIC RATING</td><td>RW45</td></tr><tr><td>INSULATION RATING</td><td>R2.7 / 90mm</td></tr><tr><td>COMMENTS</td><td></td></tr></table>	THICKNESS	118	THERMAL RATING		FIRE RATING	-/-	ACOUSTIC RATING	RW45	INSULATION RATING	R2.7 / 90mm	COMMENTS			<table><tr><td>THICKNESS</td><td>117</td></tr><tr><td>THERMAL RATING</td><td></td></tr><tr><td>FIRE RATING</td><td>-/-</td></tr><tr><td>ACOUSTIC RATING</td><td>RW45</td></tr><tr><td>INSULATION RATING</td><td>R2.7 / 90mm</td></tr><tr><td>COMMENTS</td><td>PLY-S STRUCTURAL PLYWOOD SHEET SUBSTRATE FOR ALL WALLS SUPPORTING WHITEBOARD & AV EQUIPMENT. FOR COMPREHENSIVE INFORMATION ON LOCATION OF WHITEBOARDS & AV EQUIPMENT REFER TO ARCHITECTURAL ROOM LAYOUT DRAWINGS & FURNITURE PLANS.</td></tr></table>	THICKNESS	117	THERMAL RATING		FIRE RATING	-/-	ACOUSTIC RATING	RW45	INSULATION RATING	R2.7 / 90mm	COMMENTS	PLY-S STRUCTURAL PLYWOOD SHEET SUBSTRATE FOR ALL WALLS SUPPORTING WHITEBOARD & AV EQUIPMENT. FOR COMPREHENSIVE INFORMATION ON LOCATION OF WHITEBOARDS & AV EQUIPMENT REFER TO ARCHITECTURAL ROOM LAYOUT DRAWINGS & FURNITURE PLANS.		<table><tr><td>THICKNESS</td><td>118</td></tr><tr><td>THERMAL RATING</td><td></td></tr><tr><td>FIRE RATING</td><td>-/-</td></tr><tr><td>ACOUSTIC RATING</td><td>RW40</td></tr><tr><td>INSULATION RATING</td><td>R1.7 / 75mm</td></tr><tr><td>COMMENTS</td><td></td></tr></table>	THICKNESS	118	THERMAL RATING		FIRE RATING	-/-	ACOUSTIC RATING	RW40	INSULATION RATING	R1.7 / 75mm	COMMENTS			<table><tr><td>THICKNESS</td><td>114</td></tr><tr><td>THERMAL RATING</td><td></td></tr><tr><td>FIRE RATING</td><td>-/-</td></tr><tr><td>ACOUSTIC RATING</td><td>RW40</td></tr><tr><td>INSULATION RATING</td><td>R1.7 / 75mm</td></tr><tr><td>COMMENTS</td><td></td></tr></table>	THICKNESS	114	THERMAL RATING		FIRE RATING	-/-	ACOUSTIC RATING	RW40	INSULATION RATING	R1.7 / 75mm	COMMENTS	
THICKNESS	118																																																						
THERMAL RATING																																																							
FIRE RATING	-/-																																																						
ACOUSTIC RATING	RW45																																																						
INSULATION RATING	R2.7 / 90mm																																																						
COMMENTS																																																							
THICKNESS	117																																																						
THERMAL RATING																																																							
FIRE RATING	-/-																																																						
ACOUSTIC RATING	RW45																																																						
INSULATION RATING	R2.7 / 90mm																																																						
COMMENTS	PLY-S STRUCTURAL PLYWOOD SHEET SUBSTRATE FOR ALL WALLS SUPPORTING WHITEBOARD & AV EQUIPMENT. FOR COMPREHENSIVE INFORMATION ON LOCATION OF WHITEBOARDS & AV EQUIPMENT REFER TO ARCHITECTURAL ROOM LAYOUT DRAWINGS & FURNITURE PLANS.																																																						
THICKNESS	118																																																						
THERMAL RATING																																																							
FIRE RATING	-/-																																																						
ACOUSTIC RATING	RW40																																																						
INSULATION RATING	R1.7 / 75mm																																																						
COMMENTS																																																							
THICKNESS	114																																																						
THERMAL RATING																																																							
FIRE RATING	-/-																																																						
ACOUSTIC RATING	RW40																																																						
INSULATION RATING	R1.7 / 75mm																																																						
COMMENTS																																																							

INTERNAL WALL TYPES

WS931				WS941				WS941a				WS941b																																																			
		<table><tr><td>THICKNESS</td><td>156</td></tr><tr><td>THERMAL RATING</td><td></td></tr><tr><td>FIRE RATING</td><td>FRL - 90/90/90</td></tr><tr><td>ACOUSTIC RATING</td><td>RW40</td></tr><tr><td>INSULATION RATING</td><td>R1.7 / 75mm</td></tr><tr><td>COMMENTS</td><td></td></tr></table>		THICKNESS	156	THERMAL RATING		FIRE RATING	FRL - 90/90/90	ACOUSTIC RATING	RW40	INSULATION RATING	R1.7 / 75mm	COMMENTS				<table><tr><td>THICKNESS</td><td>110</td></tr><tr><td>THERMAL RATING</td><td></td></tr><tr><td>FIRE RATING</td><td>-/-</td></tr><tr><td>ACOUSTIC RATING</td><td>RW45</td></tr><tr><td>INSULATION RATING</td><td>R2.7 / 90mm</td></tr><tr><td>COMMENTS</td><td></td></tr></table>		THICKNESS	110	THERMAL RATING		FIRE RATING	-/-	ACOUSTIC RATING	RW45	INSULATION RATING	R2.7 / 90mm	COMMENTS				<table><tr><td>THICKNESS</td><td>120</td></tr><tr><td>THERMAL RATING</td><td></td></tr><tr><td>FIRE RATING</td><td>-/-</td></tr><tr><td>ACOUSTIC RATING</td><td>RW45</td></tr><tr><td>INSULATION RATING</td><td>R2.7 / 90mm</td></tr><tr><td>COMMENTS</td><td>WPM05 LOCATION OF NOMINATED WALL TILES MAY VARY. WATERPROOFING MEMBRANE TO BE APPLIED WHERE REQUIRED & IN ACCORDANCE WITH ARCHITECTURAL SPECIFICATIONS. FOR COMPREHENSIVE INFORMATION ON LOCATION OF WALL TILES REFER TO ARCHITECTURAL ROOM LAYOUT DRAWINGS.</td></tr></table>		THICKNESS	120	THERMAL RATING		FIRE RATING	-/-	ACOUSTIC RATING	RW45	INSULATION RATING	R2.7 / 90mm	COMMENTS	WPM05 LOCATION OF NOMINATED WALL TILES MAY VARY. WATERPROOFING MEMBRANE TO BE APPLIED WHERE REQUIRED & IN ACCORDANCE WITH ARCHITECTURAL SPECIFICATIONS. FOR COMPREHENSIVE INFORMATION ON LOCATION OF WALL TILES REFER TO ARCHITECTURAL ROOM LAYOUT DRAWINGS.			<table><tr><td>THICKNESS</td><td>130</td></tr><tr><td>THERMAL RATING</td><td></td></tr><tr><td>FIRE RATING</td><td>-/-</td></tr><tr><td>ACOUSTIC RATING</td><td>RW45</td></tr><tr><td>INSULATION RATING</td><td>R2.7 / 90mm</td></tr><tr><td>COMMENTS</td><td>WPM05 LOCATION OF NOMINATED WALL TILES MAY VARY. WATERPROOFING MEMBRANE TO BE APPLIED WHERE REQUIRED & IN ACCORDANCE WITH ARCHITECTURAL SPECIFICATIONS. FOR COMPREHENSIVE INFORMATION ON LOCATION OF WALL TILES REFER TO ARCHITECTURAL ROOM LAYOUT DRAWINGS.</td></tr></table>		THICKNESS	130	THERMAL RATING		FIRE RATING	-/-	ACOUSTIC RATING	RW45	INSULATION RATING	R2.7 / 90mm	COMMENTS	WPM05 LOCATION OF NOMINATED WALL TILES MAY VARY. WATERPROOFING MEMBRANE TO BE APPLIED WHERE REQUIRED & IN ACCORDANCE WITH ARCHITECTURAL SPECIFICATIONS. FOR COMPREHENSIVE INFORMATION ON LOCATION OF WALL TILES REFER TO ARCHITECTURAL ROOM LAYOUT DRAWINGS.
THICKNESS	156																																																														
THERMAL RATING																																																															
FIRE RATING	FRL - 90/90/90																																																														
ACOUSTIC RATING	RW40																																																														
INSULATION RATING	R1.7 / 75mm																																																														
COMMENTS																																																															
THICKNESS	110																																																														
THERMAL RATING																																																															
FIRE RATING	-/-																																																														
ACOUSTIC RATING	RW45																																																														
INSULATION RATING	R2.7 / 90mm																																																														
COMMENTS																																																															
THICKNESS	120																																																														
THERMAL RATING																																																															
FIRE RATING	-/-																																																														
ACOUSTIC RATING	RW45																																																														
INSULATION RATING	R2.7 / 90mm																																																														
COMMENTS	WPM05 LOCATION OF NOMINATED WALL TILES MAY VARY. WATERPROOFING MEMBRANE TO BE APPLIED WHERE REQUIRED & IN ACCORDANCE WITH ARCHITECTURAL SPECIFICATIONS. FOR COMPREHENSIVE INFORMATION ON LOCATION OF WALL TILES REFER TO ARCHITECTURAL ROOM LAYOUT DRAWINGS.																																																														
THICKNESS	130																																																														
THERMAL RATING																																																															
FIRE RATING	-/-																																																														
ACOUSTIC RATING	RW45																																																														
INSULATION RATING	R2.7 / 90mm																																																														
COMMENTS	WPM05 LOCATION OF NOMINATED WALL TILES MAY VARY. WATERPROOFING MEMBRANE TO BE APPLIED WHERE REQUIRED & IN ACCORDANCE WITH ARCHITECTURAL SPECIFICATIONS. FOR COMPREHENSIVE INFORMATION ON LOCATION OF WALL TILES REFER TO ARCHITECTURAL ROOM LAYOUT DRAWINGS.																																																														

INTERNAL WALL TYPES

WS942		WS942a		WS943		WS943a			
	THICKNESS	114				<p>PLY-S STRUCTURAL PLYWOOD SHEET SUBSTRATE FOR ALL WALLS SUPPORTING WHITEBOARD & AV EQUIPMENT. FOR COMPREHENSIVE INFORMATION ON LOCATION OF WHITEBOARDS & AV EQUIPMENT REFER TO ARCHITECTURAL ROOM LAYOUT DRAWINGS & FURNITURE PLANS.</p>	<p>THICKNESS 123</p> <p>THERMAL RATING</p> <p>FIRE RATING -/-</p> <p>ACOUSTIC RATING RW45</p> <p>INSULATION RATING R2.7 / 90mm</p> <p>COMMENTS</p> <p>WPM05 LOCATION OF NOMINATED WALL TILES MAY VARY. WATERPROOFING MEMBRANE TO BE APPLIED WHERE REQUIRED & IN ACCORDANCE WITH ARCHITECTURAL SPECIFICATIONS. FOR COMPREHENSIVE INFORMATION ON LOCATION OF WALL TILES REFER TO ARCHITECTURAL ROOM LAYOUT DRAWINGS.</p>		
	THERMAL RATING							THERMAL RATING	
	FIRE RATING	-/-						FIRE RATING	-/-
	ACOUSTIC RATING	RW45						ACOUSTIC RATING	RW45
	INSULATION RATING	R2.7 / 90mm						INSULATION RATING	R2.7 / 90mm
	COMMENTS							COMMENTS	
								WPM05 LOCATION OF NOMINATED WALL TILES MAY VARY. WATERPROOFING MEMBRANE TO BE APPLIED WHERE REQUIRED & IN ACCORDANCE WITH ARCHITECTURAL SPECIFICATIONS. FOR COMPREHENSIVE INFORMATION ON LOCATION OF WALL TILES REFER TO ARCHITECTURAL ROOM LAYOUT DRAWINGS.	

MISCELLANEOUS WALL TYPES

WLN01			
	THICKNESS	41	
	THERMAL RATING		
	FIRE RATING	-/-	
	ACOUSTIC RATING		
	INSULATION RATING		
COMMENTS			
		BULKHEAD FOR COMPREHENSIVE INFORMATION ON LOCATION OF NOMINATED BULKHEADS REFER TO ARCHITECTURAL REFLECTED CEILING PLAN & ROOM LAYOUT DRAWINGS.	

Issue			
No.	Date	Description	Chkd
P1	27/04/2023	80% DD FOR REVIEW	SR
P2	04/07/2023	95% DESIGN DEVELOPMENT	JV
P3	28/09/2023	90% DD ISSUE	JV

Changes to this Revision

PROJECT MANAGER
NSW PUBLIC WORKS ADVISORY
James Smith
0408 694 063
james.smith@pwa.nsw.gov.au

ARCHITECT, INTERIORS, LANDSCAPE
NBRS
John Vasco
4 Glen Street, Milsons Point, NSW 2061
02 9922 2344
john.vasco@nbrs.com.au

STRUCTURAL
NORTHROP
Rory Dale
Level 11, 345 George Street Sydney NSW 2000
02 9241 4188
rdale@northrop.com.au

CIVIL
NORTHROP
Joel DiFonzo
Level 11, 345 George Street Sydney NSW 2000
02 9156 3229
JDiFonzo@northrop.com.au

BUILDING SERVICES
NORTHROP
Brandon Shuttler
Level 2, 3 Horwood Place, Parramatta, NSW 2150
02 9156 3013
bshuttler@northrop.com.au

NCC CONSULTANT
MBC GROUP
Seb Howe
Suite 3/18 Sydney Rd, Manly NSW 2095
02 9156 1530
showe@mbc-group.com.au

Drawing Title
WALL SCHEDULE - SHEET 01

Project
NSW RURAL FIRE SERVICE -
MONARO FIRE CONTROL CENTRE

11 GEEBUNG ST, POLO FLAT, NSW 2630
LOT 14 DP150029
SNOWY MONARO REGIONAL COUNCIL

for
NSW RURAL FIRE SERVICE



NBRS

+61 2 9922 2344
Nominated Architect:
Andrew Duffin NSW 5602
NBRS & Partners Pty Ltd VIC 51197

nbrs.com.au

ABN 16 002 247 565

Any form of replication of this drawing in full or in part without the written permission of NBRS-PARTNERS Pty Ltd constitutes an infringement of the copyright.
© 2022

Date 4/10/2023 2:16:31 PM
Scale 1:10 @ A1

Drawing Reference

22396-NBRS-A-COO-DD-8611 P3

Revision

NOT FOR
CONSTRUCTION

NBRS_Door Schedule																			
DOOR NUMBER	ROOM NUMBER	ROOM NAME	DOOR TYPES	DOORSET DETAILS				DOOR LEAF LEAF THICKNESS	Door Viewing Panel	DOOR LEAF			Grille/Undercut Details	SIGNAGE		DOOR KEYING	DOOR SECURITY	DOOR HARDWARE	COMMENTS
				FIRE RATING	ACOUSTIC RATING	THRESHOLD PLATE	DOOR SEALS			WIDTH A	WIDTH B	UC / GRILL		TYPE S	TYPE 1				
F.01-D1	F.01	ENTRY	DSL01	(none)	(none)			40	(none)	1365		(none)		(none)	(none)	(none)	(none)	(none)	
F.02-D1	F.02	CORRIDOR 1	DSL01	(none)	(none)			40	(none)	1200		(none)		(none)	(none)	(none)	(none)	(none)	
F.02-D3	F.02	CORRIDOR 1	DAF02	(none)	(none)	Yes	Yes	50	(none)	920	920	(none)		(none)	(none)	(none)	(none)	(none)	DOOR CLOSERS PROVIDED
F.02-D4	F.02	CORRIDOR 1	DAF02	(none)	(none)	Yes	Yes	50	(none)	920	920	(none)		(none)	(none)	(none)	(none)	(none)	DOOR CLOSERS PROVIDED
F.02-D5	F.02	CORRIDOR 1	DAF02	(none)	(none)	Yes	Yes	50	(none)	970	970	(none)		(none)	(none)	(none)	(none)	(none)	DOOR CLOSER PROVIDED
F.03-D1	F.03	MEETING 1	DSC03	(none)	(none)	Yes	Yes	40	YES	970		DG01	DOOR GRILLE TYPE 01	(none)	(none)	(none)	(none)	(none)	
F.03-D2	F.03	MEETING 1	DSC03	(none)	(none)	Yes	Yes	40	YES	970		DG01	DOOR GRILLE TYPE 01	(none)	(none)	(none)	(none)	(none)	
F.05-D1	F.05	CLNR	DSC06	(none)	(none)	Yes	Yes	40	(none)	870	870	LV01	Denotes air grille to door leaf. Confirm size with Mechanical Engineers Specifications	(none)	(none)	(none)	(none)	(none)	
F.05-D2	F.05	CLNR	DSC06	(none)	(none)	Yes	Yes	40	(none)	870	870	LV01	Denotes air grille to door leaf. Confirm size with Mechanical Engineers Specifications	(none)	(none)	(none)	(none)	(none)	
F.06-D1	F.06	TRAINING 2 / LOGISTICS	DSC03	(none)	(none)	Yes	Yes	40	YES	970		DG01	DOOR GRILLE TYPE 01	(none)	(none)	(none)	(none)	(none)	DOOR CLOSER PROVIDED
F.06-D2	F.06	TRAINING 2 / LOGISTICS	DAF02	(none)	(none)	Yes	Yes	50	(none)	920	920	(none)		(none)	(none)	(none)	(none)	(none)	DOOR CLOSERS PROVIDED
F.06-D3	F.06	TRAINING 2 / LOGISTICS	DAF02	(none)	(none)	Yes	Yes	50	(none)	920	920	(none)		(none)	(none)	(none)	(none)	(none)	DOOR CLOSERS PROVIDED
F.07-D1	F.07	TRAINING 1	DSC03	(none)	(none)	Yes	Yes	40	YES	970		DG01	DOOR GRILLE TYPE 01	(none)	(none)	(none)	(none)	(none)	
F.07-D2			OPW01	(none)	(none)		Yes	0	(none)					(none)	(none)	(none)	(none)	(none)	
F.08-D1	F.08	STORE 1	DSC04	(none)	(none)	Yes	Yes	40	(none)	970	485			(none)	(none)	(none)	(none)	(none)	
F.09-D1	F.09	EOG OFFICE	DSC03	(none)	(none)	Yes	Yes	40	YES	970		DG01	DOOR GRILLE TYPE 01	(none)	(none)	(none)	(none)	(none)	DOOR CLOSER PROVIDED
F.09-D2	F.09	EOG OFFICE	DSC03	(none)	(none)	Yes	Yes	40	YES	970		DG01	DOOR GRILLE TYPE 01	(none)	(none)	(none)	(none)	(none)	
F.11-D1	F.11	RECEPTION	DSC02	(none)	(none)	Yes	Yes	35	(none)					(none)	(none)	(none)	(none)	(none)	MOTORISED ROLLER SHUTTER
F.12-D1	F.12	GENERAL OFFICE	DSC02	(none)	(none)	Yes	Yes	40	YES	970				(none)	(none)	(none)	(none)	(none)	
F.12-D2	F.12	GENERAL OFFICE	DAF01	(none)	(none)	Yes	Yes	50	(none)	970				(none)	(none)	(none)	(none)	(none)	DOOR CLOSER PROVIDED
F.13-D1	F.13	MANAGER	DSC02	(none)	(none)	Yes	Yes	40	YES	970				(none)	(none)	(none)	(none)	(none)	
F.15-D1	F.15	QUIET RM	DAF03	(none)	(none)	Yes	Yes	50	(none)	970				(none)	(none)	(none)	(none)	(none)	
F.16-D1	F.16	ACC. WC	DSC01	(none)	(none)	Yes	Yes	40	(none)	970		DG01	DOOR GRILLE TYPE 01	(none)	(none)	(none)	(none)	(none)	DOOR CLOSER PROVIDED
F.17-D1	F.17	F. TOILET	DSC01	(none)	(none)	Yes	Yes	40	(none)	970		DG01	DOOR GRILLE TYPE 01	(none)	(none)	(none)	(none)	(none)	DOOR CLOSER PROVIDED
F.18-D1	F.18	F. CHANGE	DSC01	(none)	(none)	Yes	Yes	40	(none)	970		DG01	DOOR GRILLE TYPE 01	(none)	(none)	(none)	(none)	(none)	DOOR CLOSER PROVIDED
F.19-D1	F.19	M. TOILET	DSC01	(none)	(none)	Yes	Yes	40	(none)	970		DG01	DOOR GRILLE TYPE 01	(none)	(none)	(none)	(none)	(none)	DOOR CLOSER PROVIDED
F.20-D1	F.20	M. CHANGE	DSC01	(none)	(none)	Yes	Yes	40	(none)	970		DG01	DOOR GRILLE TYPE 01	(none)	(none)	(none)	(none)	(none)	DOOR CLOSER PROVIDED
F.21-D1	F.21	CORRIDOR 2	DSC03	(none)	(none)	Yes	Yes	40	YES	970		DG01	DOOR GRILLE TYPE 01	(none)	(none)	(none)	(none)	(none)	
F.22-D1	F.22	EDB	DSC06	(none)	(none)	Yes	Yes	40	(none)	570	570	(none)		(none)	(none)	(none)	(none)	(none)	DOOR CLOSERS PROVIDED
F.23-D1	F.23	IT ROOM	DSC04	(none)	(none)	Yes	Yes	40	(none)	970	485			(none)	(none)	(none)	(none)	(none)	DOOR CLOSER PROVIDED
F.24-D1	F.24	STORE 3	DSC03	(none)	(none)	Yes	Yes	40	YES	970		DG01	DOOR GRILLE TYPE 01	(none)	(none)	(none)	(none)	(none)	DOOR CLOSER PROVIDED
F.26-D1	F.26	MEETING 2	DSC03	(none)	(none)	Yes	Yes	40	YES	970		DG01	DOOR GRILLE TYPE 01	(none)	(none)	(none)	(none)	(none)	
F.27-D1	F.27	OPERATIONS	DSC05	(none)	(none)	Yes	Yes	40	YES	970	485			(none)	(none)	(none)	(none)	(none)	DOOR CLOSER PROVIDED
F.28-D1	F.28	PLANNING & LOGISTICS	DSC05	(none)	(none)	Yes	Yes	40	(none)	970	485			(none)	(none)	(none)	(none)	(none)	DOOR CLOSER PROVIDED
F.28-D2	F.28	PLANNING & LOGISTICS	DAF03	(none)	(none)	Yes	Yes	50	(none)	970				(none)	(none)	(none)	(none)	(none)	
F.30-D1			GSL02	(none)	(none)			0	(none)					(none)	(none)	(none)	(none)	(none)	Double Swing Metal Gate
F.30-D2			GSL02	(none)	(none)			0	(none)					(none)	(none)	(none)	(none)	(none)	Single Swing Metal Gate
Grand total: 37																			

NOTE:

- Ensure min. 850mm clear opening width in accordance with AS1428.1. Only exceptions are doors to male and female toilets/change and ambulant cubicles (700mm min. clear opening width)

- Refer to specification for hinge type and quantity for each door type.

- Steel frames fitted to all solid core timber doors.

- Refer to specification for acoustic seals.

- All external doors to be fitted with weather seals. Refer to specification for type.

- Refer to specification for framing system.

- All glazed doors to be fitted with 100mm wide decal - 900 above FFL to full width of glass panel as per AS1428.1. Decal to be RFS chevron pattern, final design to be submitted to Principal for approval prior to installation.

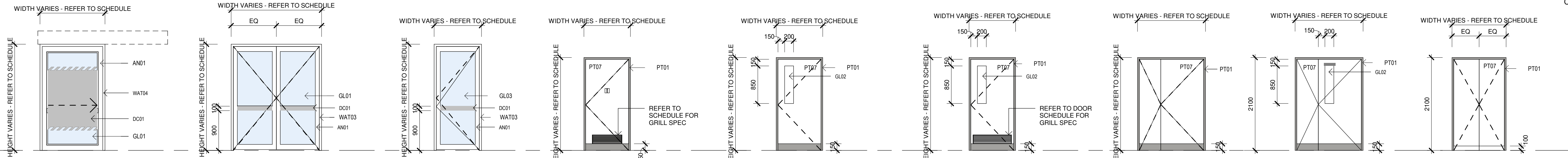
- All kick plates to be 150mm min.

- Contractors responsibility to obtain a door hardware.Submit to Principal for approval.

- Refer to Specification for room signage. Provide signage compliant with BCA Specification D3.6 and AS 1428.1:2009 to all doors and/or walls adjacent doors as required by BCA clause D3.6.

- All doorways shall have a minimum luminance contrast of 30% in accordance with AS1428.1:2009.

- All doorways and door hardware are to comply with BCA Clause D3.1 and Clause 13 of AS1428.1:2009.



DSL01
Glazed Sliding Door

Frame: WAT04
Frame Finish: AN01
Door Leaf: GL01
Finish leaf: AN01
Seals:
- Frame: Raven RP71
- Perimeter: Raven RP24 all round with RP338 EPDM
- Bottom: Raven RP38 with RP338 EPDM
- Threshold Plate: Raven RP66, fixed level and true in floor finish

DFA02
Glazed Hinged Door - Double

Frame: WAT03
Frame Finish: AN01
Door Leaf: GL01
Finish leaf: AN01
Seals:
- Frame: Raven RP71
- Perimeter: Raven RP24 all round with RP338 EPDM
- Bottom: Raven RP38 with RP338 EPDM
- Threshold Plate: Raven RP66, fixed level and true in floor finish

DFA03
Glazed Hinged Door - Single

Frame: WAT03
Frame Finish: AN01
Door Leaf: GL03
Finish leaf: AN01
Seals:
- Frame: Raven RP71
- Perimeter: Raven RP24 all round with RP338 EPDM
- Bottom: Raven RP38 with RP338 EPDM
- Threshold Plate: Raven RP66, fixed level and true in floor finish

DSC01
Solid Core - Internal Hinged Door

Frame: DFS01
Door Leaf: Paint Grade, Solid Core - 40mm (33mm thick Blockboard pine)
Edge Strips: All sides
Facing: 3.2mm thick pre-primed MR hardboard
Vision panel: GL02
Finish leaf: Paint Colour: PT07
Seals:
- Frame: Raven RP71
- Perimeter: Raven RP24 all round with RP338 EPDM
- Bottom: Raven RP38 with RP338 EPDM
- Threshold Plate: Raven RP66, fixed level and true in floor finish

DSC02
Solid Core - Internal Hinged Door with Vision Panel

Frame: DFS01
Door Leaf: Paint Grade, Solid Core - 40mm (33mm thick Blockboard pine)
Edge Strips: All sides
Facing: 3.2mm thick pre-primed MR hardboard
Vision panel: GL02
Finish leaf: Paint Colour: PT07
Seals:
- Frame: Raven RP71
- Perimeter: Raven RP24 all round with RP338 EPDM
- Bottom: Raven RP38 with RP338 EPDM
- Threshold Plate: Raven RP66, fixed level and true in floor finish

DSC03
Solid Core - Internal Hinged Door with Vision Panel + Ventilation Grille

Frame: DFS01
Door Leaf: Paint Grade, Solid Core - 40mm (33mm thick Blockboard pine)
Edge Strips: All sides
Facing: 3.2mm thick pre-primed MR hardboard
Vision panel: GL02 refer to door schedule for dimensions
Finish leaf: Paint Colour: PT07
Seals:
- Frame: Raven RP71
- Perimeter: Raven RP24 all round with RP338 EPDM
- Bottom: Raven RP38 with RP338 EPDM
- Threshold Plate: Raven RP66, fixed level and true in floor finish

DSC04
Internal Half Leaf Hinged Door

Frame: Single Rebate, 1.5mm 316L Stainless Steel
Door Leaf: Paint Grade, Solid Core - 40mm (33mm thick Blockboard pine)
Edge Strips: All sides
Facing: 3.2mm thick pre-primed MR hardboard
Vision panel: GL02
Finish leaf: Paint Colour: PT07
Seals:
- Frame: Raven RP71
- Perimeter: Raven RP24 all round with RP338 EPDM
- Bottom: Raven RP38 with RP338 EPDM
- Threshold Plate: Raven RP66, fixed level and true in floor finish

DSC05
Internal Half Leaf Hinged Door with Vision Panel

Frame: DFS01
Door Leaf: Paint Grade, Solid Core - 40mm (33mm thick Blockboard pine)
Edge Strips: All sides
Facing: 3.2mm thick pre-primed MR hardboard
Vision panel: GL02
Finish leaf: Paint Colour: PT07
Seals:
- Frame: Raven RP71
- Perimeter: Raven RP24 all round with RP338 EPDM
- Bottom: Raven RP38 with RP338 EPDM
- Threshold Plate: Raven RP66, fixed level and true in floor finish

DSC06
Internal Double Hinged Door

Frame: Single Rebate, 1.5mm 316L Stainless Steel
Door Leaf: Paint Grade, Solid Core - 40mm (33mm thick Blockboard pine)
Edge Strips: All sides
Facing: 3.2mm thick pre-primed MR hardboard
Vision panel: GL02
Finish leaf: Paint Colour: PT07
Seals:
- Frame: Raven RP71
- Perimeter: Raven RP24 all round with RP338 EPDM
- Bottom: Raven RP38 with RP338 EPDM
- Threshold Plate: Raven RP66, fixed level and true in floor finish
- EXCEPTION: Door F.22-D1 to be provided with smoke seals.

OPW01
Top supported, Manually Operable Wall Panels

Panels: Centre stack configuration with expander closure. Fineline edge detail.
Face: ACP01 - Similar to deCOQuiet Granite
Panel thickness: 80mm
Number of Panels: 10
Edge Strips: All sides
Facing: 3.2mm thick pre-primed MR hardboard
Face: ACP01 - Similar to deCOQuiet Granite
Seals:
- Frame: Raven RP71
- Perimeter: Raven RP24 all round with RP338 EPDM
- Bottom: Raven RP38 with RP338 EPDM
- Threshold Plate: Raven RP66, fixed level and true in floor finish

GT02

Swing Gate - Heavy Duty Security Gate

Hardware: Heavy duty hinges and tracks to suite operation shown on the Design Drawings.
Drop bolts and holes to allow gate to be locked in open and closed position.
Main gates: Provide heavy duty closer, lever handle and lock box for hardware.
Power: Provide power as required
Access control: Refer Security drawings

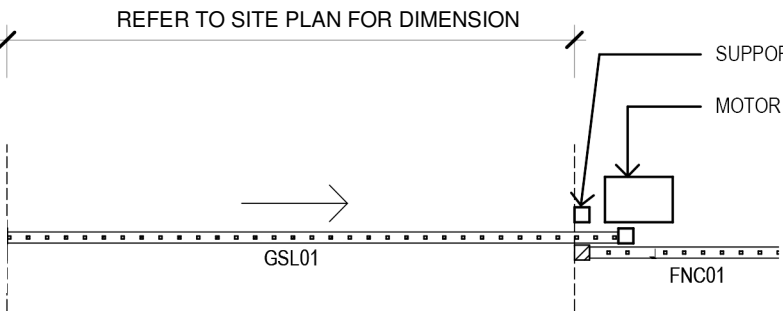
GT01

Swing Gate - Heavy Duty Security Gate

Hardware: Heavy duty hinges and tracks to suite operation shown on the Design Drawings.
Drop bolts and holes to allow gate to be locked in open and closed position.
Main gates: Provide heavy duty closer, lever handle and lock box for hardware.
Power: Provide power as required
Access control: Refer Security drawings

GSL - SLIDING GATE ELEVATION

1 : 50



GSL-SLIDING GATE PLAN

1 : 50



GSL - IMAGE

Issue No.	Date	Description	Chkd
P1	27/04/2023	80% DD FOR REVIEW	SR
P2	17/05/2023	REVISED FOC LAYOUT FOR CONSULTANT COORDINATION	JV
P3	04/07/2023	95% DESIGN DEVELOPMENT	JV
P4	28/09/2023	90% DD ISSUE	JV

Changes to this Revision

PROJECT MANAGER
NSW PUBLIC WORKS ADVISORY
James Smith
0408 694 063
james.smith@pwa.nsw.gov.au

ARCHITECT, INTERIORS, LANDSCAPE
NBRS
John Vasco
4 Glen Street, Milsons Point, NSW 2061
02 9922 2344
john.vasco@nbns.com.au

STRUCTURAL
NORTHROP
Rory Dale
Level 11, 345 George Street Sydney NSW 2000
02 9241 4188
rdale@northrop.com.au

CIVIL
NORTHROP
Joel Difonzo
Level 11, 345 George Street Sydney NSW 2000
02 9156 3229
JDifonzo@northrop.com.au

BUILDING SERVICES
NORTHROP
Brandon Shuttler
Level 2, 3 Horwood Place, Parramatta, NSW 2150
02 9156 3013
BShuttler@northrop.com.au

NCC CONSULTANT
MBC GROUP
Seb Howe
Suite 3/18 Sydney Rd, Manly NSW 2095
02 9939 1530
showe@mbc-group.com.au

Drawing Title
DOOR SCHEDULE

Project
NSW RURAL FIRE SERVICE -
MONARO FIRE CONTROL CENTRE

11 GEEBUNG ST, POLO FLAT, NSW 2630
LOT 14 DP150029
SNOWY MONARO REGIONAL COUNCIL

for
NSW RURAL FIRE SERVICE

NBRS

+61 2 9922 2344
Nominated Architect:
Andrew Duffin NSW 5602
NBRS & Partners Pty Ltd VIC 51197



nbns.com.au

ABN 16 002 247 565

Date 4/10/2023 2:16:36 PM

Scale 1 : 50 @ A1

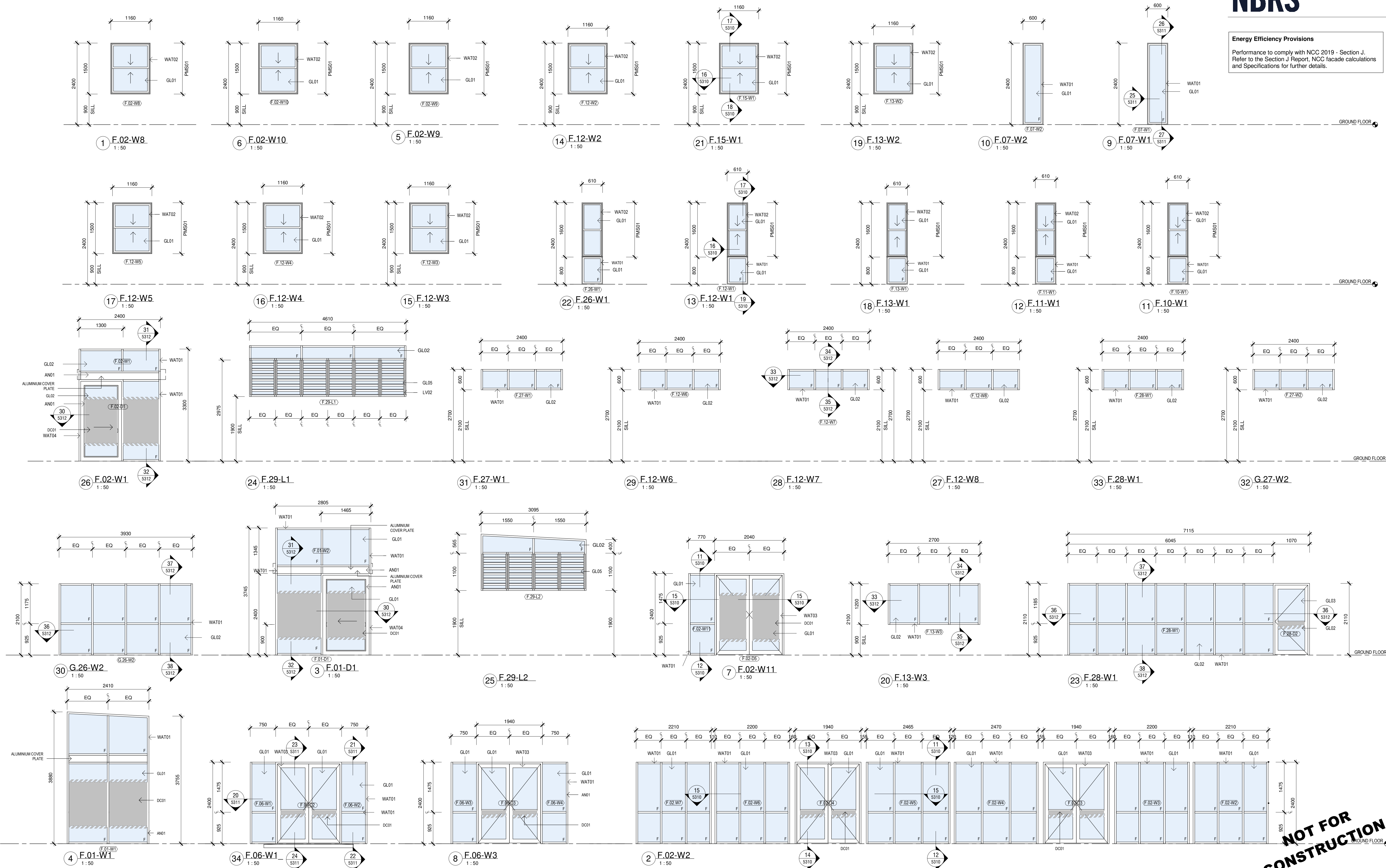
Drawing Reference

22396-NBRS-A-COO-DD-8614

Revision

P4

NOT FOR
CONSTRUCTION



Issue No.	Date	Description	Chkd
P1	27/04/2023	80% DD FOR REVIEW	SR
P2	17/05/2023	REVISED FOC LAYOUT FOR CONSULTANT COORDINATION	JV
P3	04/07/2023	95% DESIGN DEVELOPMENT	JV
P4	28/09/2023	90% DD ISSUE	JV

Changes to this Revision

PROJECT MANAGER
NSW PUBLIC WORKS ADVISORY
James Smith
0408 694 063
james.smith@pwa.nsw.gov.au

ARCHITECT, INTERIORS, LANDSCAPE
NBRS
John Vasco
4 Glen Street, Milsons Point, NSW 2061
02 9222 2344
john.vasco@nb.rs.com.au

STRUCTURAL
NORTHROP
Rory Dale
Level 11, 345 George Street Sydney NSW 2000
02 9241 4188
R.Dale@northrop.com.au

CIVIL
NORTHROP
Joel DiFonzo
Level 11, 345 George Street Sydney NSW 2000
02 9156 3229
JDiFonzo@northrop.com.au

BUILDING SERVICES
NORTHROP
Brandon Shuttler
Level 2, 3 Horwood Place, Parramatta, NSW 2150
02 9156 3013
BShuttler@northrop.com.au

NCC CONSULTANT
MBG GROUP
Seb Howe
Suite 3/18 Sydney Rd, Manly NSW 2095
02 9939 1530
showe@mbg-group.com.au

Drawing Title
WINDOW SCHEDULE - SHEET 01

Project
NSW RURAL FIRE SERVICE - MONARO FIRE CONTROL CENTRE
11 GEEBUNG ST, POLO FLAT, NSW 2630
LOT 14 DP150029
SNOWY MONARO REGIONAL COUNCIL
for
NSW RURAL FIRE SERVICE

NBRS
+61 2 9922 2344
Nominated Architect:
Andrew Duffin NSW 5602
NBRS & Partners Pty Ltd VIC 51197
Any form of replication of this drawing in full or in part without the written permission of NBRS-PARTNERS Pty Ltd constitutes an infringement of the copyright.

nb.rs.com.au

ABN 16 002 247 565

Date 4/10/2023 2:16:52 PM
Scale 1:50 @ A1

Drawing Reference

22396-NBRS-A-COO-DD-8617

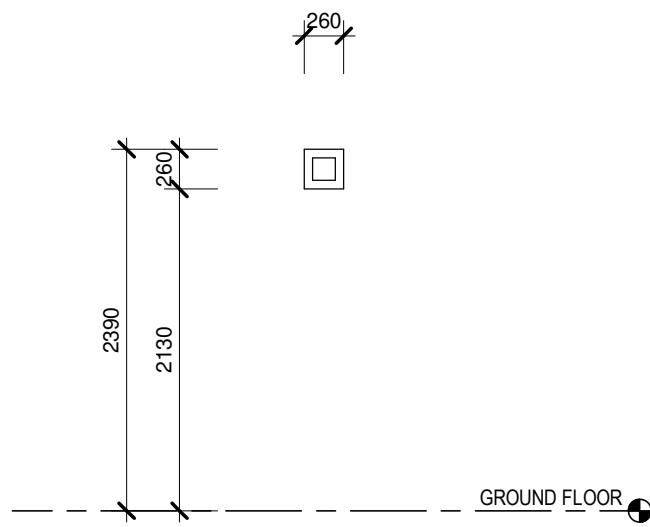
Revision

P4

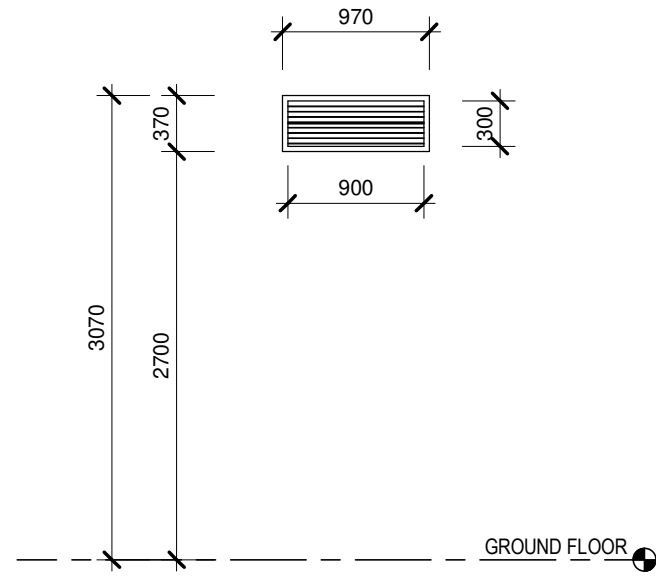
NOT FOR CONSTRUCTION

Energy Efficiency Provisions

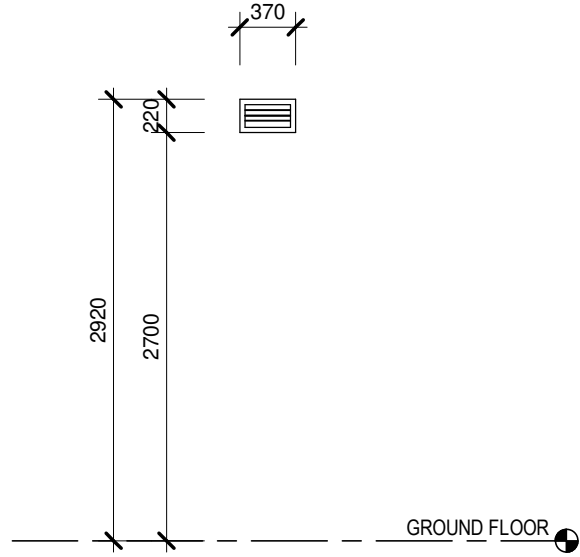
Performance to comply with NCC 2019 - Section J.
Refer to the Section J Report, NCC facade calculations
and Specifications for further details.



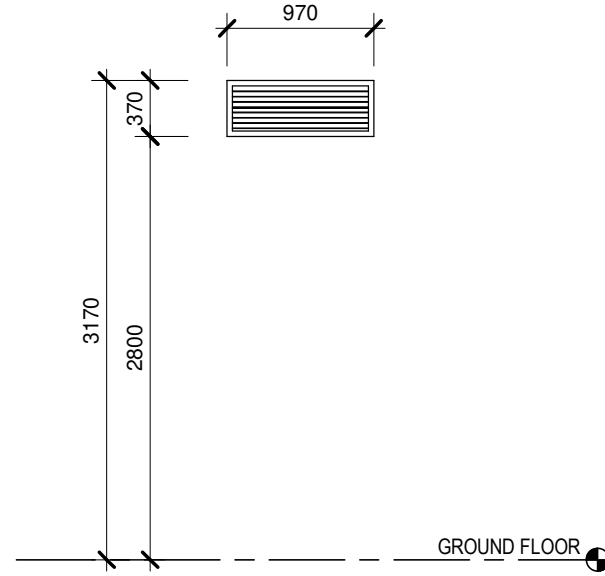
1 LOUVRE - 01
1 : 50



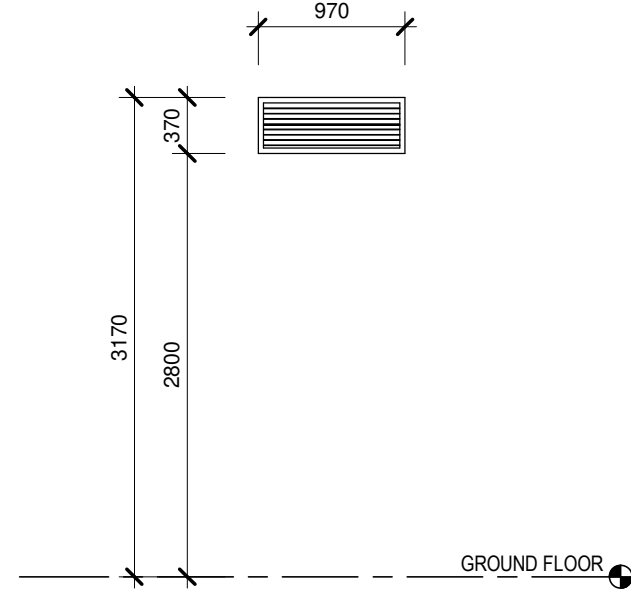
2 LOUVRE - 02
1 : 50



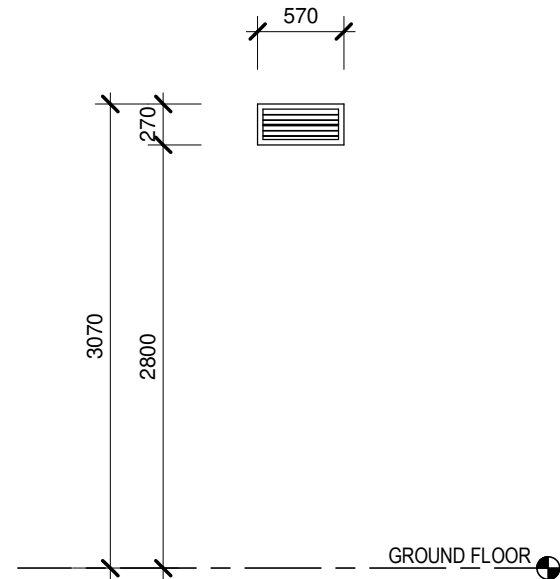
3 LOUVRE - 03
1 : 50



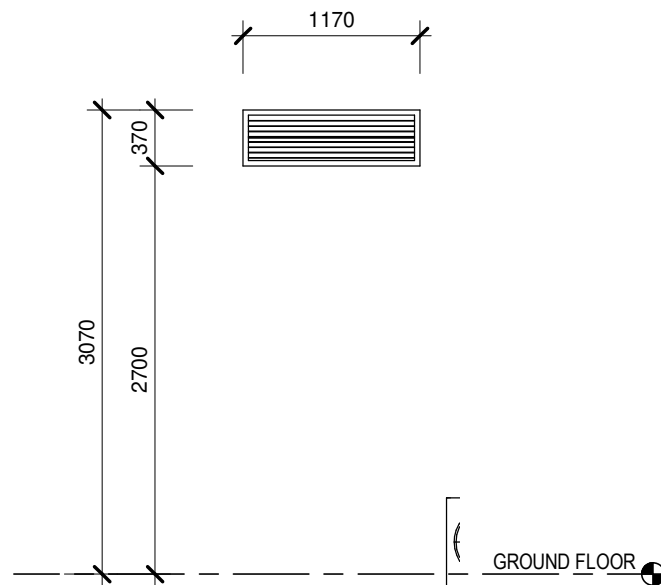
4 LOUVRE - 04
1 : 50



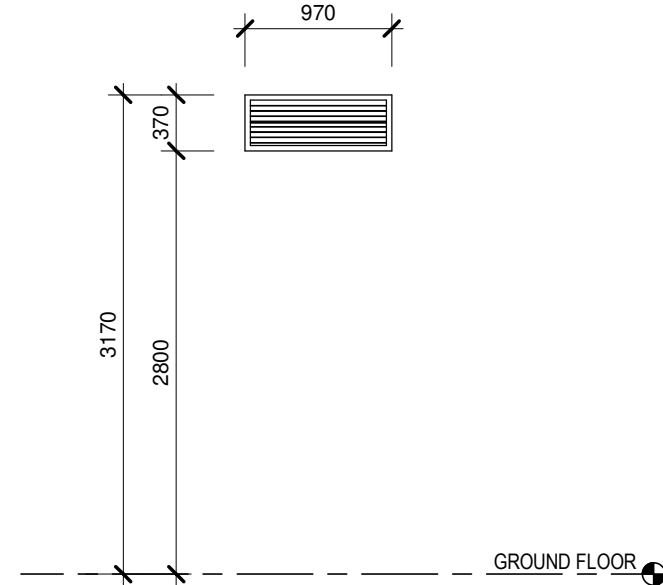
5 LOUVRE - 05
1 : 50



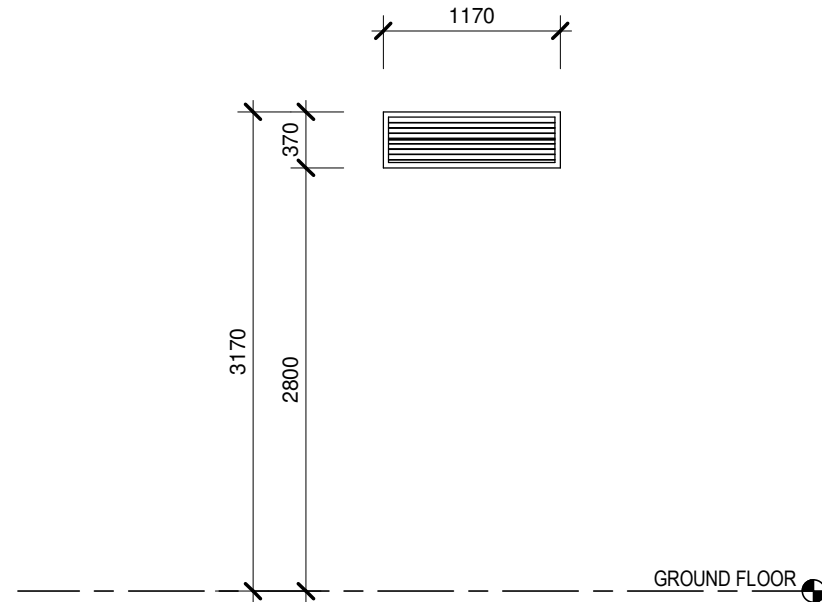
6 LOUVRE - 06
1 : 50



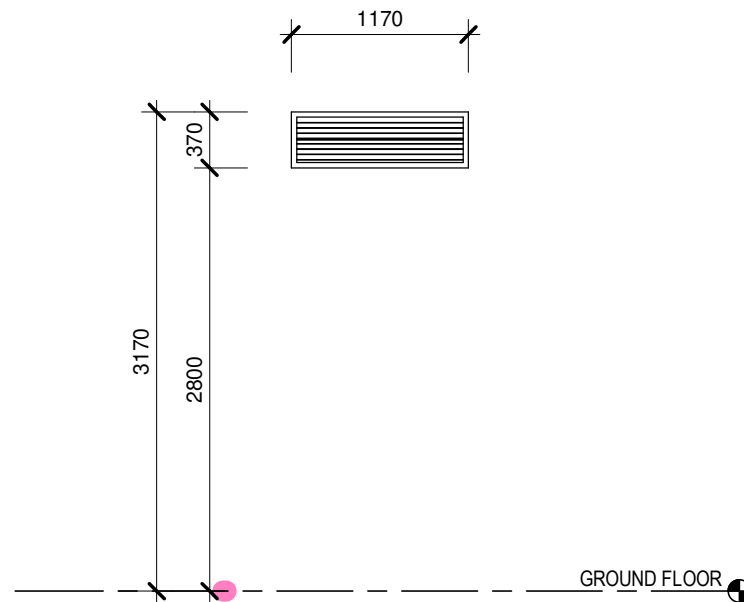
7 LOUVRE - 07
1 : 50



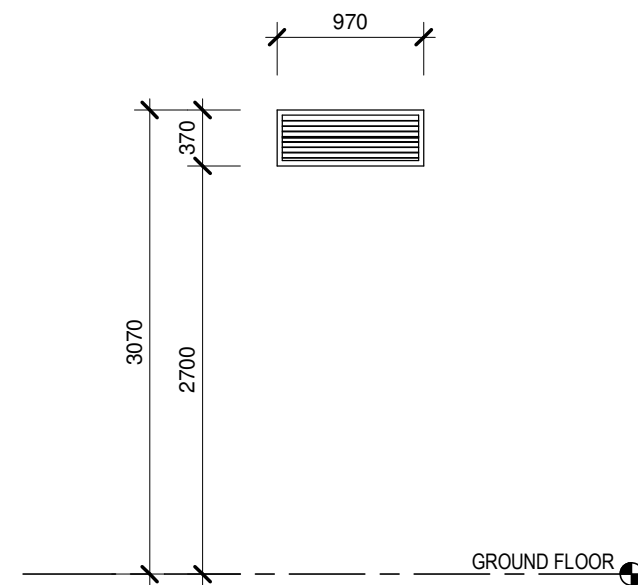
8 LOUVRE - 08
1 : 50



9 LOUVRE - 09
1 : 50



11 LOUVRE - 10
1 : 50



10 LOUVRE - 11
1 : 50

Issue No.	Date	Description	Chkd
P1	27/04/2023	80% DD FOR REVIEW	SR
P2	17/05/2023	REVISED FCC LAYOUT FOR CONSULTANT COORDINATION	JV
P3	04/07/2023	95% DESIGN DEVELOPMENT	JV
P4	28/09/2023	90% DD ISSUE	JV

Changes to this Revision

PROJECT MANAGER
NSW PUBLIC WORKS ADVISORY
James Smith
0408 694 063
james.smith@pwa.nsw.gov.au

ARCHITECT, INTERIORS, LANDSCAPE
NBRS
John Vasco
4 Glen Street, Milsons Point, NSW 2061
02 9922 2344
john.vasco@nbrs.com.au

STRUCTURAL
NORTHROP
Rory Dale
Level 11, 345 George Street Sydney NSW 2000
02 9241 4188
RDale@northrop.com.au

CIVIL
NORTHROP
Joel DiFonzo
Level 11, 345 George Street Sydney NSW 2000
02 9156 3229
JDiFonzo@northrop.com.au

BUILDING SERVICES
NORTHROP
Brandon Shuttler
Level 2, 3 Horwood Place, Parramatta, NSW 2150
02 9156 3013
BShuttler@northrop.com.au

NCC CONSULTANT
MBG GROUP
Seb Howe
Suite 3/18 Sydney Rd, Manly NSW 2095
02 9939 1530
showe@mbg-group.com.au

Drawing Title
WINDOW SCHEDULE - SHEET
02

Project
NSW RURAL FIRE SERVICE -
MONARO FIRE CONTROL CENTRE

11 GEEBUNG ST, POLO FLAT, NSW 2630
LOT 14 DP150029
SNOWY MONARO REGIONAL COUNCIL

for
NSW RURAL FIRE SERVICE



NBRS

+61 2 9922 2344
Nominated Architect:
Andrew Duffin NSW 5602
NBRS & Partners Pty Ltd VIC 51197

nbrs.com.au

ABN 16 002 247 565

Any form of replication of this drawing in full or in part without the written permission of NBRS-PARTNERS Pty Ltd constitutes an infringement of the copyright.
© 2022

Date 4/10/2023 2:16:56 PM
Scale 1 : 50 @ A1

Drawing Reference

22396-NBRS-A-COO-DD-8618 P4

Revision

NOT FOR
CONSTRUCTION

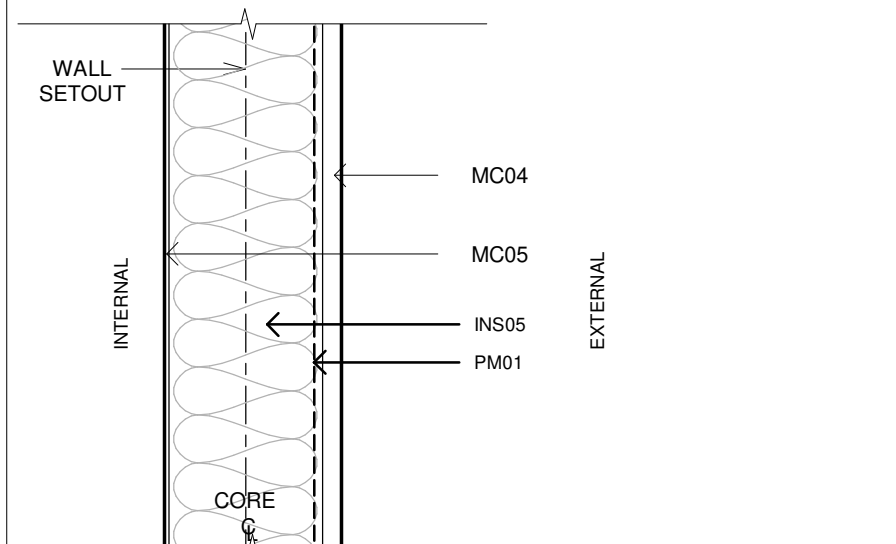
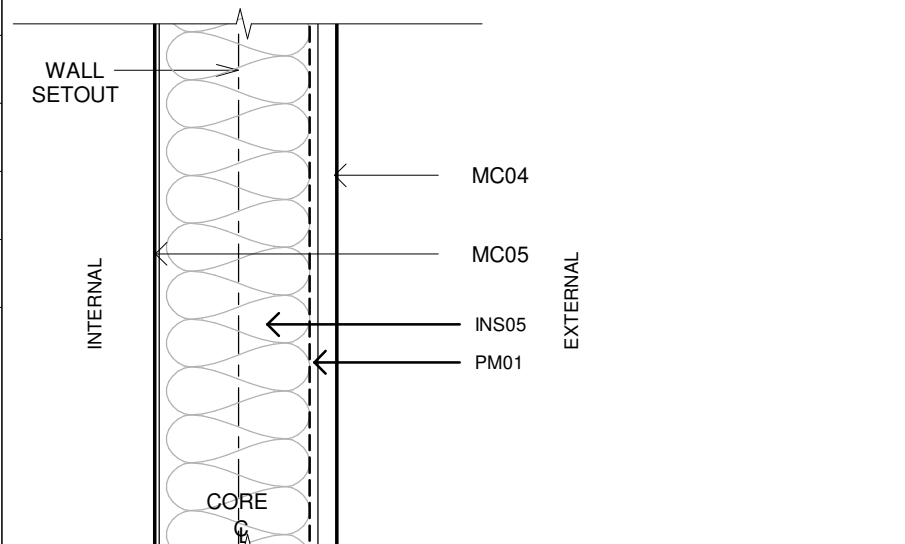
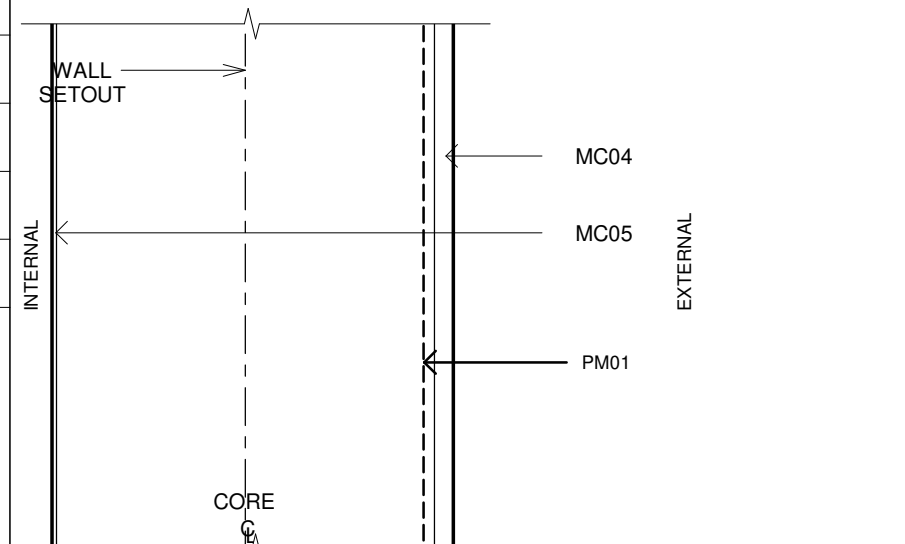
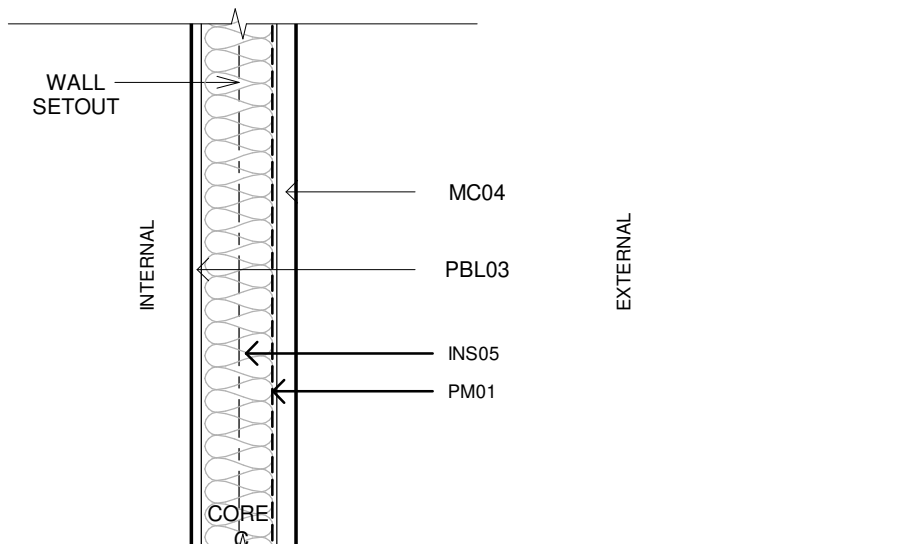
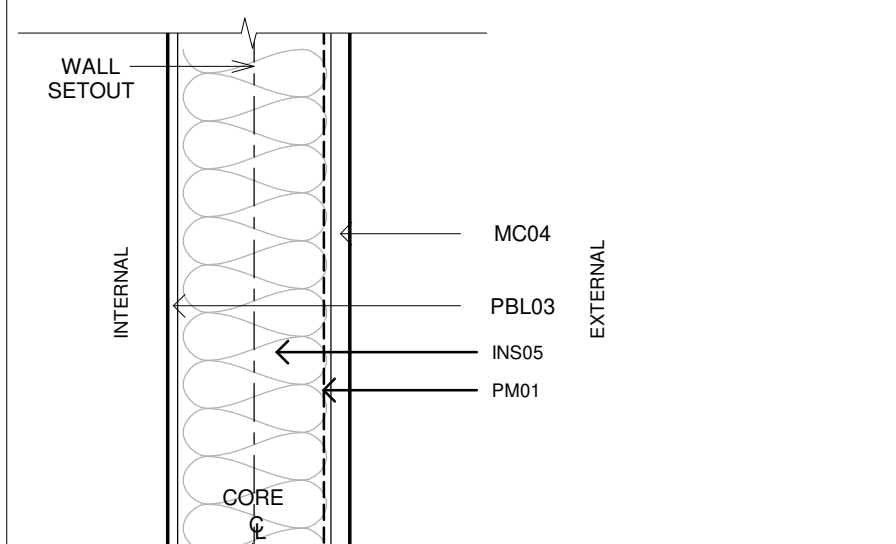
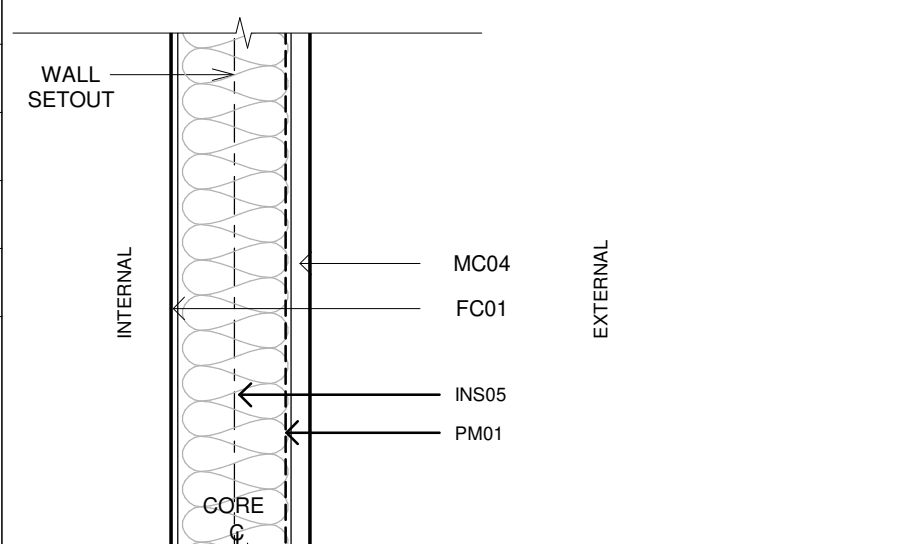
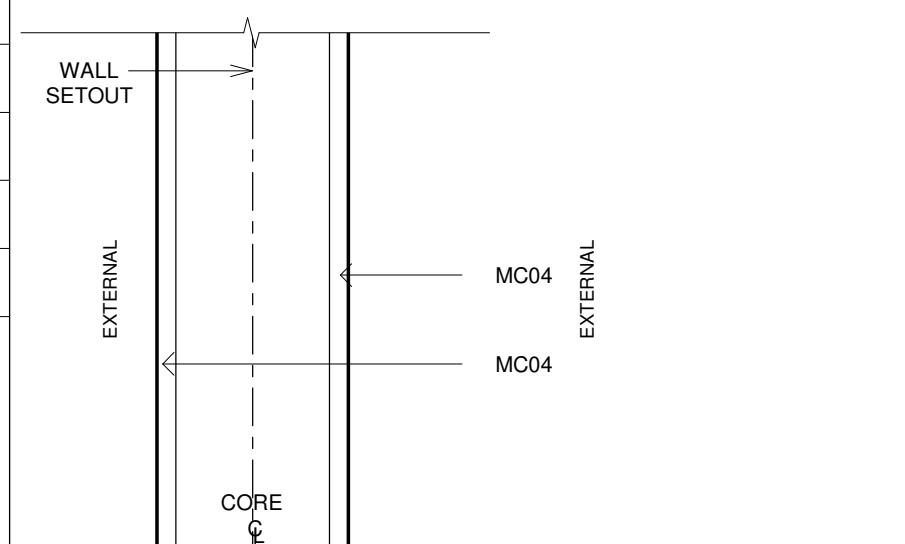
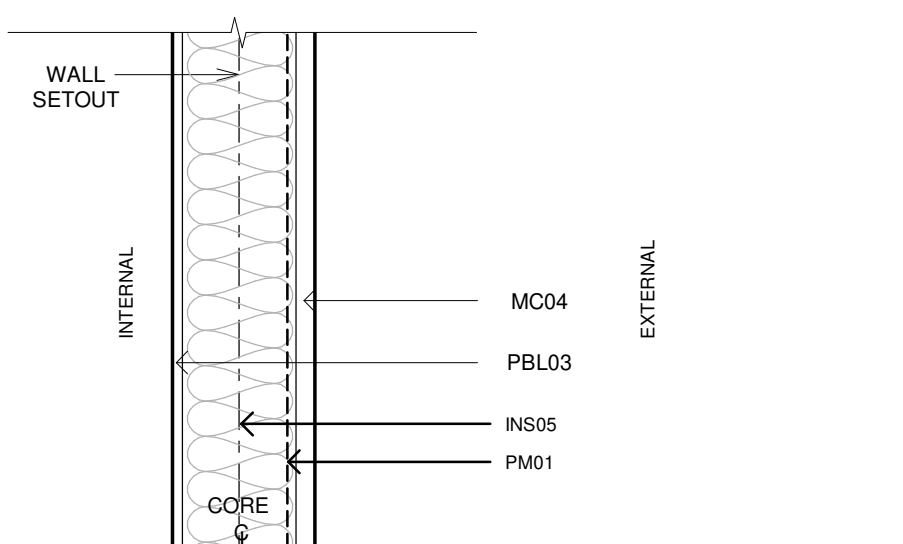
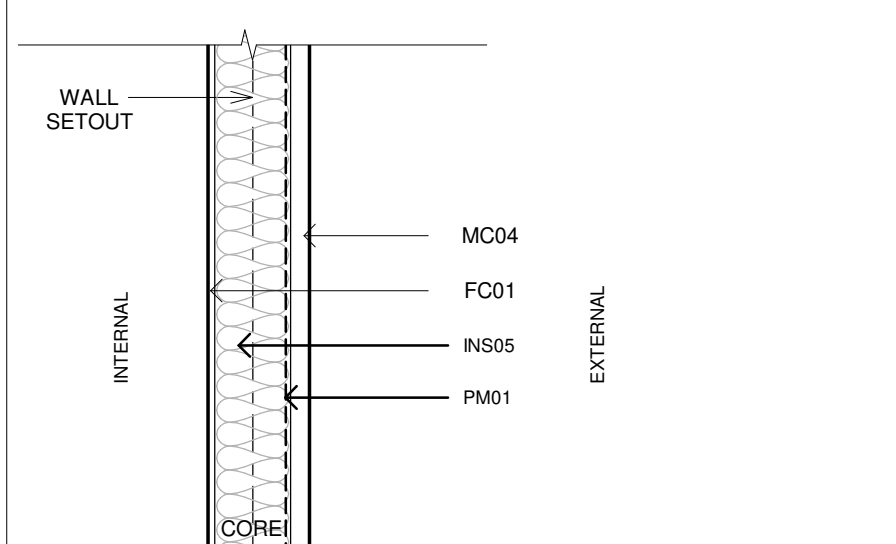
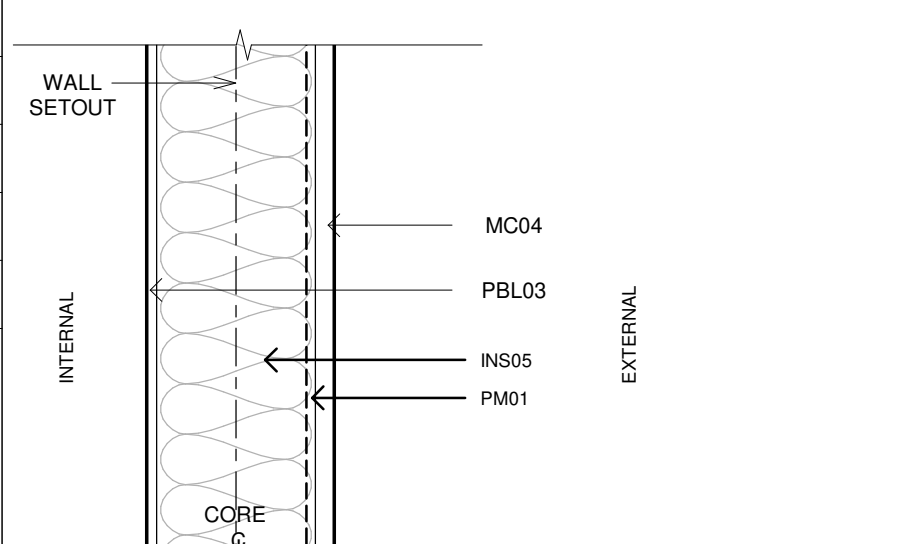
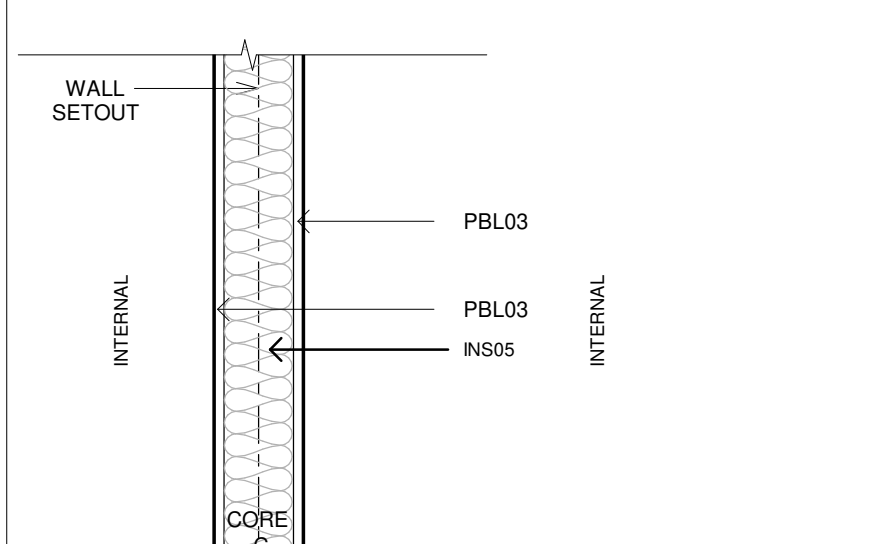
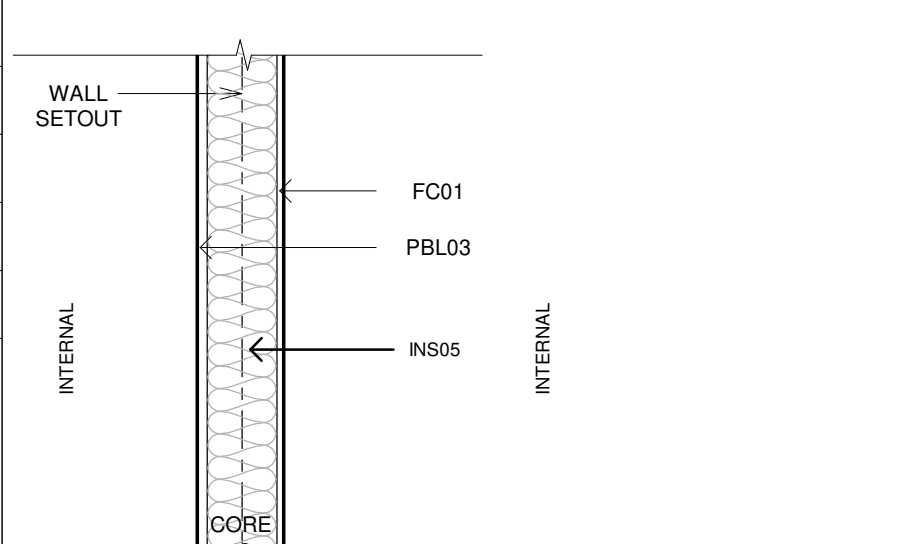
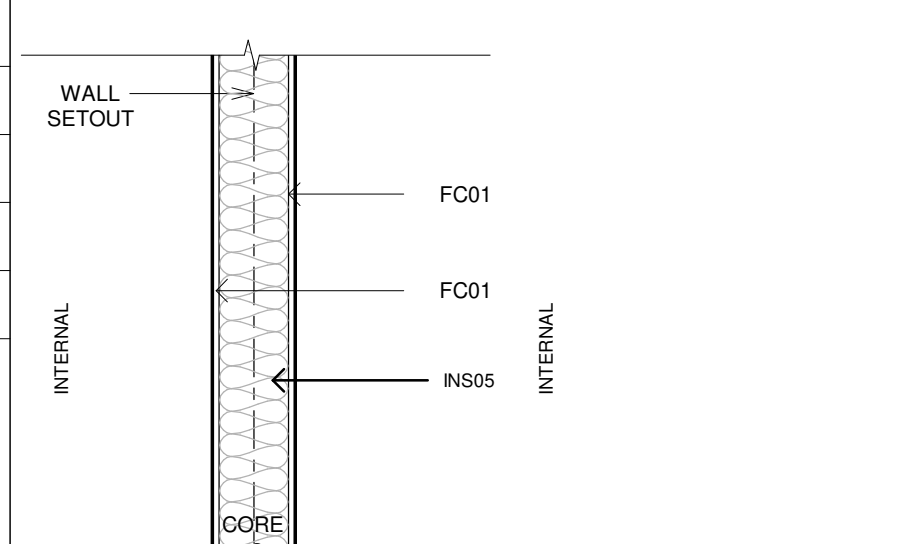
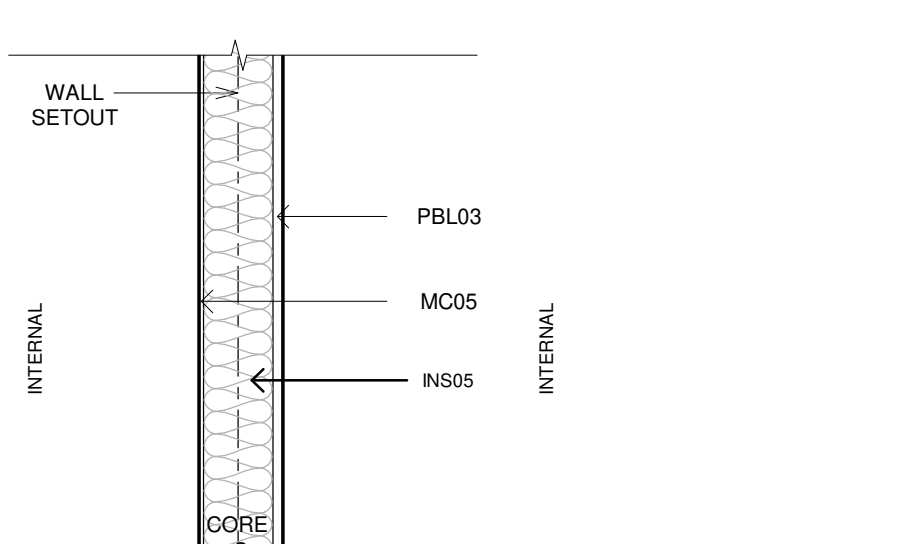
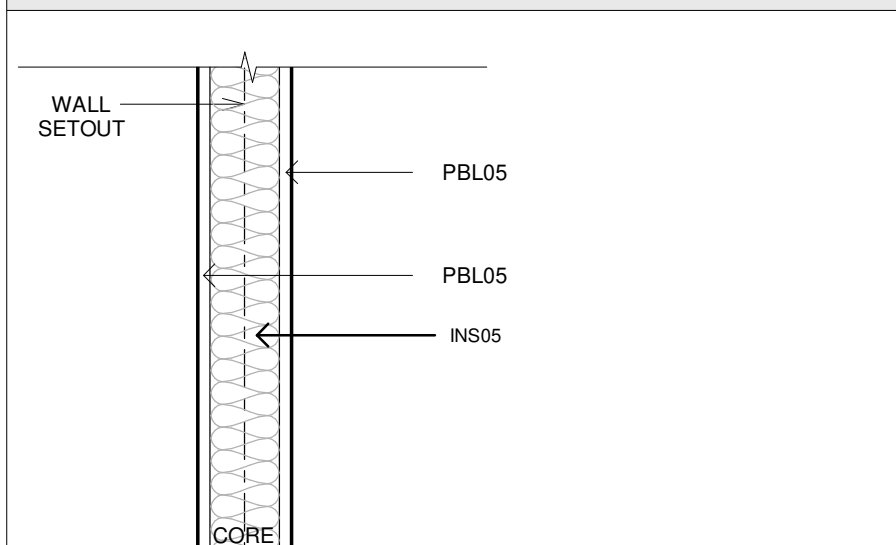
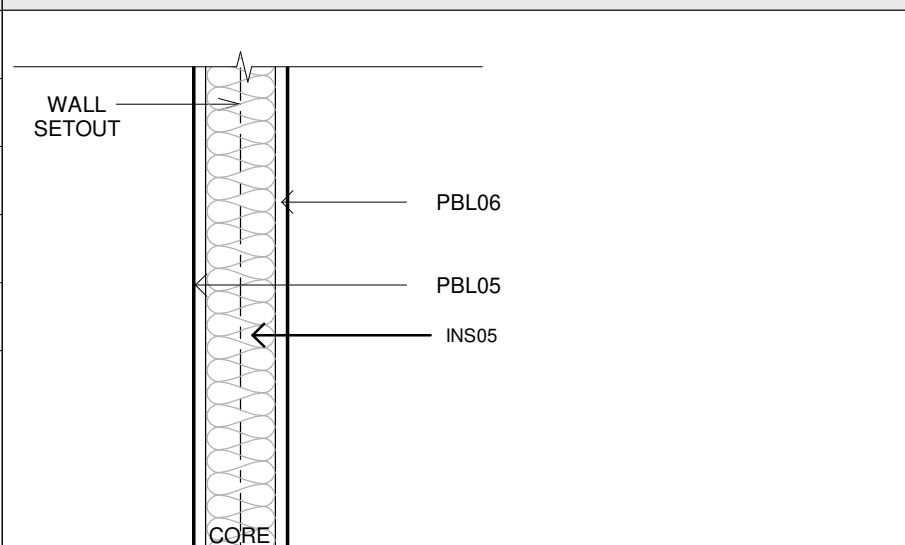
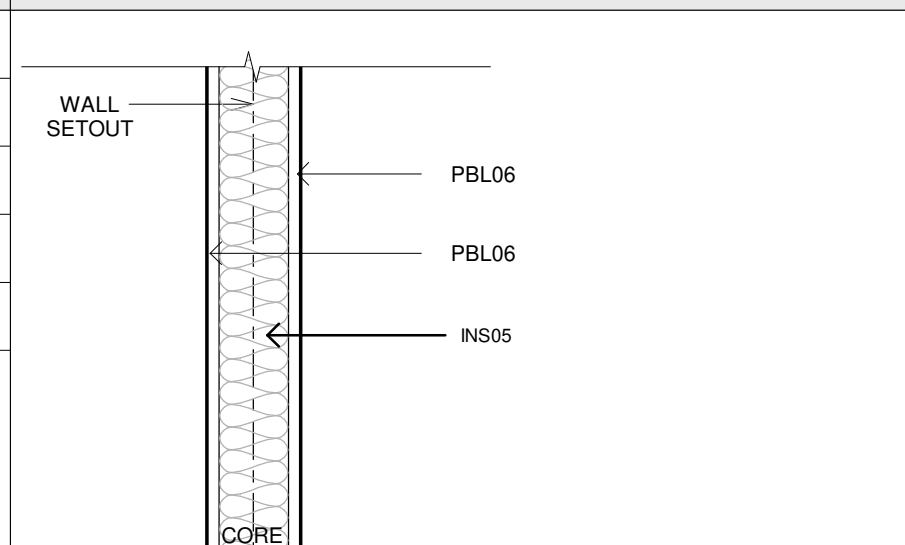
EXTERNAL WALL TYPES

EXTERNAL WALL TYPES

EXTERNAL WALL TYPES

INTERNAL WALL TYPES

INTERNAL WALL TYPES

WAC951				THICKNESS	234	WAC952				THICKNESS	241	WAC953				THICKNESS	531	WAC954				THICKNESS	138
		THERMAL RATING						THERMAL RATING						THERMAL RATING						THERMAL RATING			
		FIRE RATING						FIRE RATING						FIRE RATING						FIRE RATING			
		ACOUSTIC RATING						ACOUSTIC RATING						ACOUSTIC RATING						ACOUSTIC RATING			
		INSULATION RATING						INSULATION RATING						INSULATION RATING						INSULATION RATING			
		COMMENTS						COMMENTS						COMMENTS						COMMENTS			
WAC955						WAC956						WAC957						WAC958					
		THICKNESS	241			THICKNESS	184			THICKNESS	253			THICKNESS	188								
		THERMAL RATING						THERMAL RATING						THERMAL RATING									
		FIRE RATING						FIRE RATING						FIRE RATING									
		ACOUSTIC RATING						ACOUSTIC RATING						ACOUSTIC RATING									
		INSULATION RATING						INSULATION RATING						INSULATION RATING									
		COMMENTS						COMMENTS						COMMENTS									
WAC960						WAC961																	
		THICKNESS	134			THICKNESS	248																
		THERMAL RATING						THERMAL RATING															
		FIRE RATING						FIRE RATING															
		ACOUSTIC RATING						ACOUSTIC RATING															
		INSULATION RATING						INSULATION RATING															
		COMMENTS						COMMENTS															
WAC911						WAC912						WAC913						WAC914					
		THICKNESS	118			THICKNESS	114			THICKNESS	110			THICKNESS	111								
		THERMAL RATING						THERMAL RATING						THERMAL RATING									
		FIRE RATING						FIRE RATING						FIRE RATING									
		ACOUSTIC RATING						ACOUSTIC RATING						ACOUSTIC RATING									
		INSULATION RATING						INSULATION RATING						INSULATION RATING									
		COMMENTS						COMMENTS						COMMENTS									
WAC915						WAC916						WAC917											
		THICKNESS	124			THICKNESS	124			THICKNESS	124												
		THERMAL RATING						THERMAL RATING						THERMAL RATING									
		FIRE RATING	60/60/60					FIRE RATING	60/60/60					FIRE RATING	60/60/60								
		ACOUSTIC RATING						ACOUSTIC RATING						ACOUSTIC RATING									
		INSULATION RATING						INSULATION RATING						INSULATION RATING									
		COMMENTS						COMMENTS						COMMENTS									

PRELIMINARY

Issue	No.	Date	Description	Chkd
P1	28/09/2023	90% DD ISSUE		JV

Changes to this Revision

PROJECT MANAGER
NSW PUBLIC WORKS ADVISORY
James Smith
0408 694 063
james.smith@pwa.nsw.gov.au

ARCHITECT, INTERIORS, LANDSCAPE
NBRS
John Vasco
4 Glen Street, Milsons Point, NSW 2061
02 9922 2344
john.vasco@nbrs.com.au

STRUCTURAL
NORTHROP
Rory Dale
Level 11, 345 George Street Sydney NSW 2000
02 9241 4188
Rdale@northrop.com.au

CIVIL
NORTHROP
Joel DiFonzo
Level 11, 345 George Street Sydney NSW 2000
02 9156 3229
JDIFonzo@northrop.com.au

BUILDING SERVICES
NORTHROP
Brandon Shuttar
Level 2, 3 Horwood Place, Parramatta, NSW 2150
02 9156 3013
BShuttar@northrop.com.au

NCC CONSULTANT
MBC GROUP
Seb Howe
Suite 3/18 Sydney Rd, Manly NSW 2095
02 9939 1530
showe@mbc-group.com.au

Drawing Title
WALL TYPE SCHEDULE
AIRCRAFT HANGAR

Project
NSW RURAL FIRE SERVICE -
MONARO FIRE CONTROL CENTRE

11 GEEBUNG ST, POLO FLAT, NSW 2630
LOT 14 DP150029
SNOWY MONARO REGIONAL COUNCIL

for
NSW RURAL FIRE SERVICE



NBRS

+61 2 9922 2344
Nominated Architect:
Andrew Duffin NSW 5602
NBRS & Partners Pty Ltd VIC 51197
Any form of replication of this drawing in full or in part without the written permission of NBRS-PARTNERS Pty Ltd constitutes an infringement of the copyright.
© 2022

nbrs.com.au

ABN 16 002 247 565


Date 4/10/2023 1:41:10 PM
Scale 1:100 @ A1

Drawing Reference
22281-NBRS-A-DD-8641

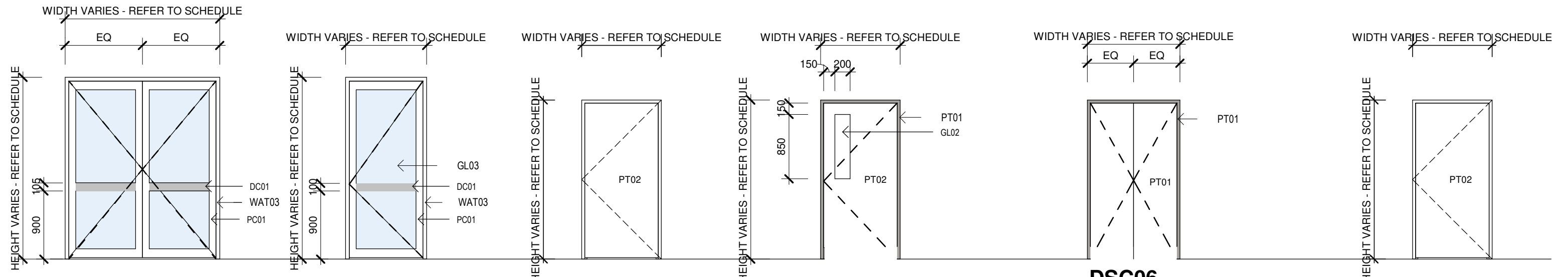
Revision
P1

0 1m 2m 3m 4m 5m 6m 7m 8m 1:100

NBRS_Door Schedule															
		DOORSET DETAILS				DOOR LEAF							FRAME		
DOOR NUMBER	DOOR TYPE	FIRE RATING	ACOUSTIC RATING	THRESHOLD PLATE	DOOR SEALS	LEAF TYPE	LEAF THICKNESS	WIDTH A	WIDTH B	LEAF FINISH	VIEWING PANEL	UC	FRAME TYPE	FRAME FINISH	Comments
H.1-D03	DSC11	(none)	(none)			(none)	40	8500		(none)	(none)	(none)	(none)	(none)	DOOR THRESHOLD DROP SEALS
H.1-D04	DSC11	(none)	(none)				40	8500		(none)	(none)	(none)	(none)	(none)	
H.1-D05	DFA03	(none)	(none)			(none)	40	970		(none)	(none)	(none)	(none)	(none)	
H.4-W01	DSC01	(none)	(none)			(none)	40	820		(none)	(none)	(none)	(none)	(none)	DOOR THRESHOLD DROP SEALS
H.7-D01	DFA03	(none)	(none)			(none)	40	970		(none)	(none)	(none)	(none)	(none)	
H.7-D02	DFA03	(none)	(none)			(none)	40	970		(none)	(none)	(none)	(none)	(none)	
H.7-D03	DFA03	(none)	(none)			(none)	40	970		(none)	(none)	(none)	(none)	(none)	
H.7-D04	DFA03	(none)	(none)			(none)	40	970		(none)	(none)	(none)	(none)	(none)	
H.7-D05	DFA02	(none)	(none)			(none)	40	923	923	(none)	(none)	(none)	(none)	(none)	
H.7-D05	DFA02	(none)	(none)			(none)	40	923	923	(none)	(none)	(none)	(none)	(none)	DOOR THRESHOLD DROP SEALS
H.9-D01	DSC01	(none)	(none)			(none)	40	970		(none)	(none)	(none)	(none)	(none)	
H.10-D01	DSC01	(none)	(none)			(none)	40	970		(none)	(none)	(none)	(none)	(none)	
H.11-D01	DSC01	(none)	(none)			(none)	40	970		(none)	(none)	(none)	(none)	(none)	
H.11-D02	DFA03	(none)	(none)			(none)	40	970		(none)	(none)	(none)	(none)	(none)	
H.12-D01	DSC09	(none)	(none)			(none)	40	970		(none)	(none)	(none)	(none)	(none)	
H.13-D01	DSC01	(none)	(none)			(none)	40	870		(none)	(none)	(none)	(none)	(none)	DOOR THRESHOLD DROP SEALS
H.14-D01	DSC01	(none)	(none)			(none)	40	870		(none)	(none)	(none)	(none)	(none)	
H.15-D01	DSC09	(none)	(none)			(none)	40	970		(none)	(none)	(none)	(none)	(none)	
H.16-D01	DSC09	(none)	(none)			(none)	40	970		(none)	(none)	(none)	(none)	(none)	
H.17-D01	DSC01	(none)	(none)			(none)	40	870		(none)	(none)	(none)	(none)	(none)	
H.18-D01	DSC01	(none)	(none)			(none)	40	870		(none)	(none)	(none)	(none)	(none)	
H.19-D01	DSC09	(none)	(none)			(none)	40	970		(none)	(none)	(none)	(none)	(none)	DOOR THRESHOLD DROP SEALS
H.20-D01	DSC09	(none)	(none)			(none)	40	970		(none)	(none)	(none)	(none)	(none)	
H.21-D01	DSC01	(none)	(none)			(none)	40	870		(none)	(none)	(none)	(none)	(none)	DOOR THRESHOLD DROP SEALS
H.21-D03	DSC06	(none)	(none)			(none)	40	920	920	(none)	(none)	(none)	(none)	(none)	



DOOR TYPE SCHEDULE



DFA02 Glazed Hinged Door - Double - H.7-D05

Frame: WAT03
Frame Finish: PC01
Door Leaf: GL01
Finish leaf: PC01
Seals:
- Frame: Raven RP71
- Perimeter: Raven RP24 all round with RP338 EPDM
- Bottom: Raven RP38 with RP338 EPDM
- Threshold Plate: Raven RP66, fixed level and true in floor finish

DFA03 Glazed Hinged Door - Single - H.1-D05

Frame: WAT03
Frame Finish: PC01
Door Leaf: GL03
Finish leaf: PC01
Seals:
- Frame: Raven RP71
- Perimeter: Raven RP24 all round with RP338 EPDM
- Bottom: Raven RP38 with RP338 EPDM
- Threshold Plate: Raven RP66, fixed level and true in floor finish

DSC01 Solid Core - Internal Hinged Door - H.4-W01

Frame: DFS01
Door Leaf: Paint Grade, Solid Core - 40mm
Edge Strips: All sides
Facing: 3.2mm thick pre-primed MR hardboard
Finish leaf: Paint Colour: PT04
Seals:
- Frame: Raven RP71
- Perimeter: Raven RP24 all round with RP338 EPDM
- Bottom: Raven RP38 with RP338 EPDM
- Threshold Plate: Raven RP66, fixed level and true in floor finish

DSC02 Solid Core - Internal Hinged Door with Viewing Panel - H.10-D01

Frame: DFS01
Door Leaf: Paint Grade, Solid Core - 40mm
Edge Strips: All sides
Facing: 3.2mm thick pre-primed MR hardboard
Finish leaf: Paint Colour: PT04
Seals:
- Frame: Raven RP71
- Perimeter: Raven RP24 all round with RP338 EPDM
- Bottom: Raven RP38 with RP338 EPDM
- Threshold Plate: Raven RP66, fixed level and true in floor finish

DSC06 Internal Double Hinged Door - H.1-D02

Frame: Single Rebate, 1.5mm 316L Stainless Steel
Door Leaf: Paint Grade, Solid Core - 40mm (33mm thick Blockboard pine)
Edge Strips: All sides
Facing: 3.2mm thick pre-primed MR hardboard
Finish leaf: Paint Colour: PT04
Seals:
- Frame: Raven RP71
- Perimeter: Raven RP24 all round with RP338 EPDM
- Bottom: Raven RP38 with RP338 EPDM
- Threshold Plate: Raven RP66, fixed level and true in floor finish
- EXCEPTION: Door F.22-D1 to be provided with smoke seals.

DSC09 Solid Core - 1 Hour Fire Rated Internal Hinged Door - H.12-D01

Frame: DFS01
Door Leaf: Paint Grade, Solid Core - 40mm
Vision panel: GL02
Finish Frame and leaf: Paint Colour: PT04
Description: A 1 hour rated internal single leaf fire door assembly comprising frame, door leaf, other panels, hardware, seals, and any glazing that when closed resists the passage of fire and smoke in accordance with specified performance criteria.
Performance criteria:
- /60/30 FRL
- Smoke sealing: Required
Door thickness (mm): 36-38mm nom.
Core material: Vermiculite core or equivalent
Facing :
- Plywood / MDF / Hardboard
- 0.6mm thick zinc / aluminium alloy metal facing
Veneer: Paint grade/ Select grade
Edge strips: All sides
Finish: PT04
Requirements:
- Self closing
- Provide seals to smoke doors

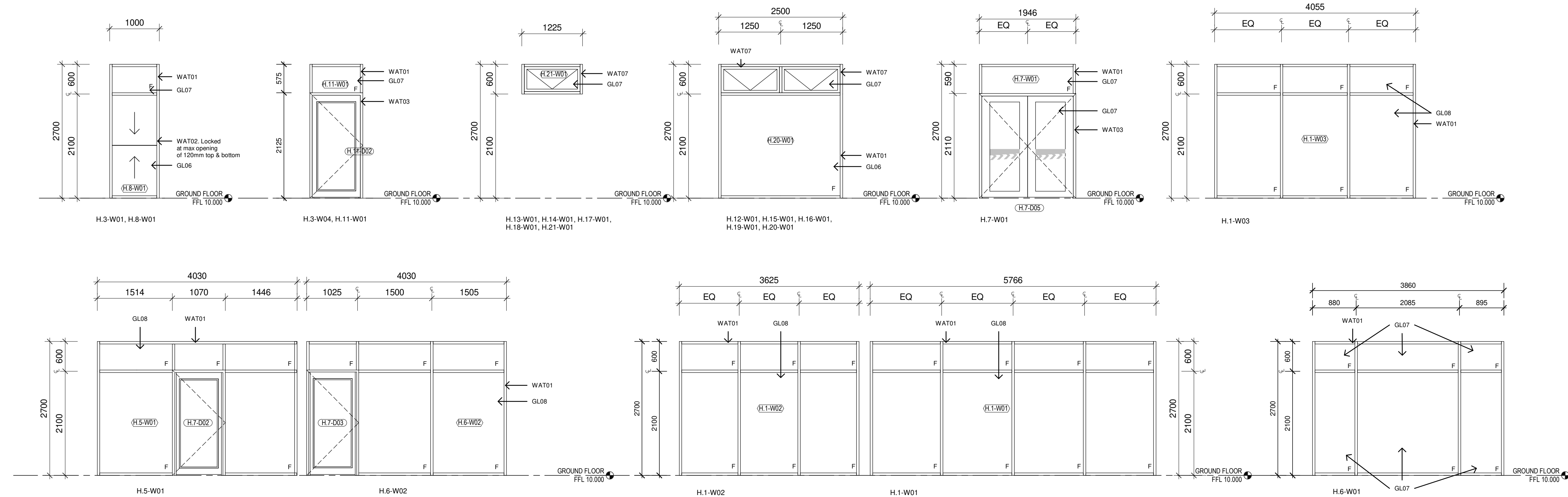
DSC11

Main Aircraft Hangar Sliding Doors

- H.1-D04
- H.1-D03

Frame: Structural Steel, Refer to Structural Engineers Details.
Door Leaf: EXTERNAL - MC04 (Lysaght Dominion Wall Cladding), INTERNAL - MC05 (Lysaght Mini Orb)
OTHER: Automated bottom rolling system on floor guide.
METHOD: D & C by contractor.

WINDOW SCHEDULE



Issue No.	Date	Description	Chkd
P1	28/09/2023	90% DD ISSUE	JV

Changes to this Revision

PROJECT MANAGER
NSW PUBLIC WORKS ADVISORY
James Smith
0408 694 063
james.smith@pwa.nsw.gov.au

ARCHITECT, INTERIORS, LANDSCAPE
NBRS
John Vasco
4 Glen Street, Milsons Point, NSW 2061
02 9922 2344
john.vasco@nb.rs.com.au

STRUCTURAL
NORTHROP
Rory Dale
Level 11, 345 George Street Sydney NSW 2000
02 9241 4188
Rdale@northrop.com.au

CIVIL
NORTHROP
Joel DiFonzo
Level 11, 345 George Street Sydney NSW 2000
02 9156 3229
JDIFonzo@northrop.com.au

BUILDING SERVICES
NORTHROP
Brandon Shuttler
Level 2, 3 Horwood Place, Parramatta, NSW 2150
02 9156 3013
BShuttler@northrop.com.au

NCC CONSULTANT
MBG GROUP
Seb Howe
Suite 3/18 Sydney Rd, Manly NSW 2095
02 9939 1530
showe@mbg-group.com.au

Drawing Title DOOR + WINDOW SCHEDULE AIRCRAFT HANGAR

Project NSW RURAL FIRE SERVICE - MONARO FIRE CONTROL CENTRE

11 GEEBUNG ST, POLO FLAT, NSW 2630
LOT 14 DP150029
SNOWY MONARO REGIONAL COUNCIL

for
NSW RURAL FIRE SERVICE



NBRS

+61 2 9922 2344
Nominated Architect:
Andrew Duffin NSW 5602
NBRS & Partners Pty Ltd VIC 51197
Any form of replication of this drawing in full or in part without the written permission of NBRS+PARTNERS Pty Ltd constitutes an infringement of the copyright.

nb.rs.com.au

ABN 16 002 247 565

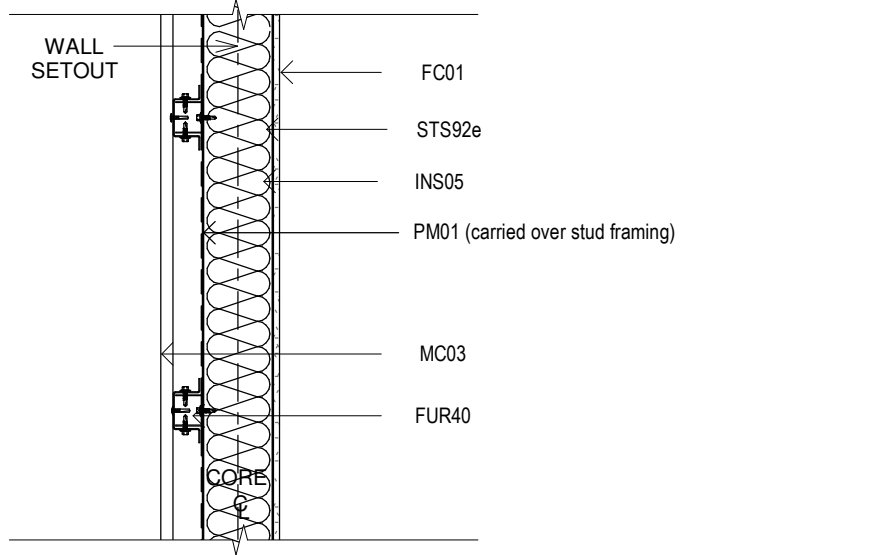
Date 4/10/2023 1:41:15 PM
Scale 1:100 @ A1

Drawing Reference
22281-NBRS-A-DD-8643

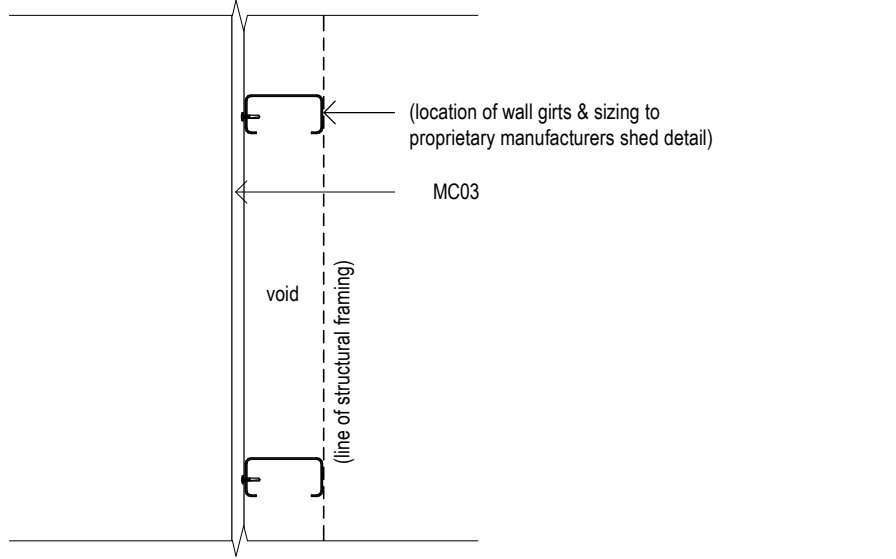
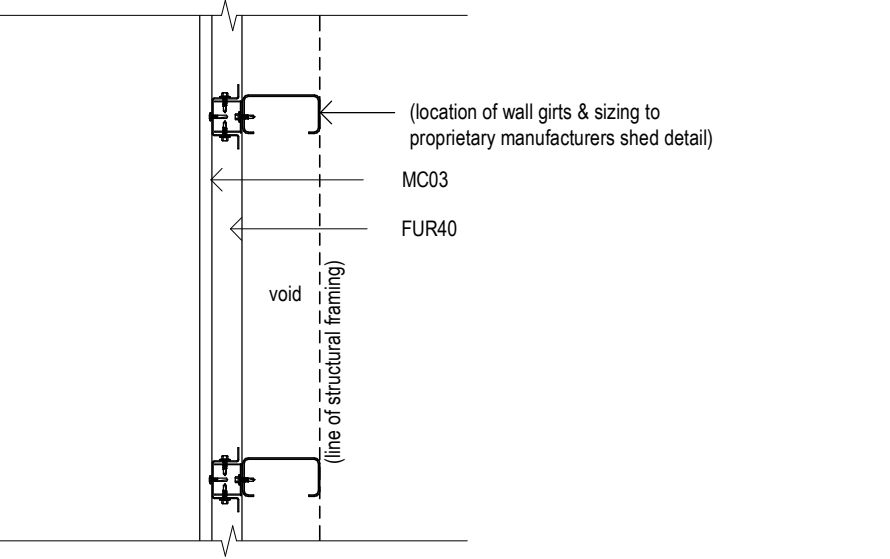
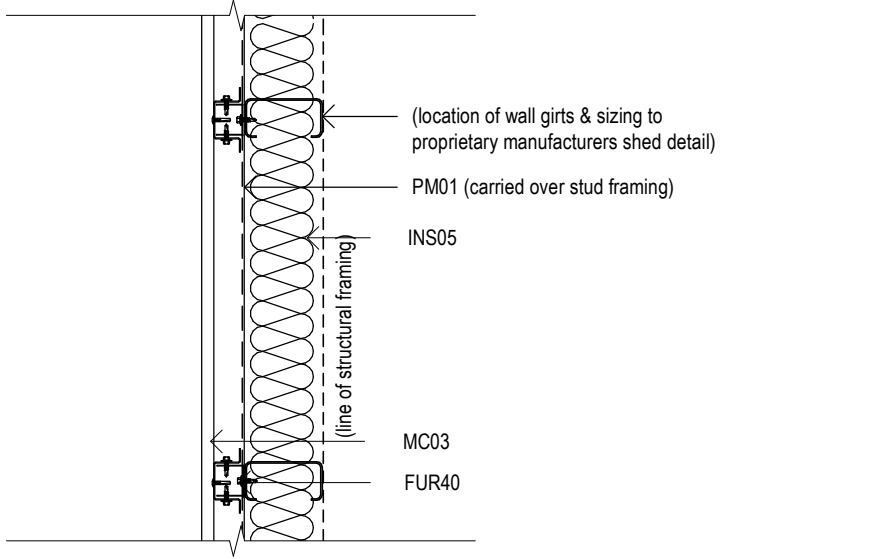
Revision
P1

PRELIMINARY

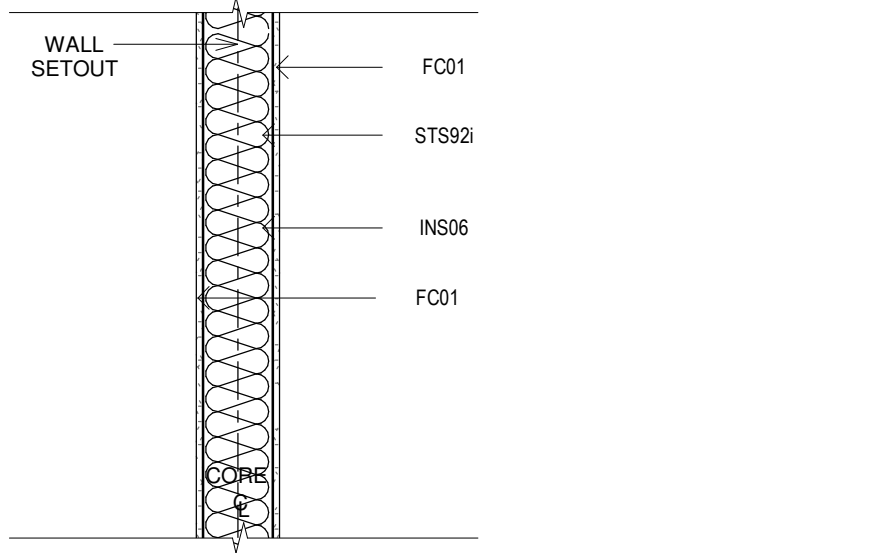
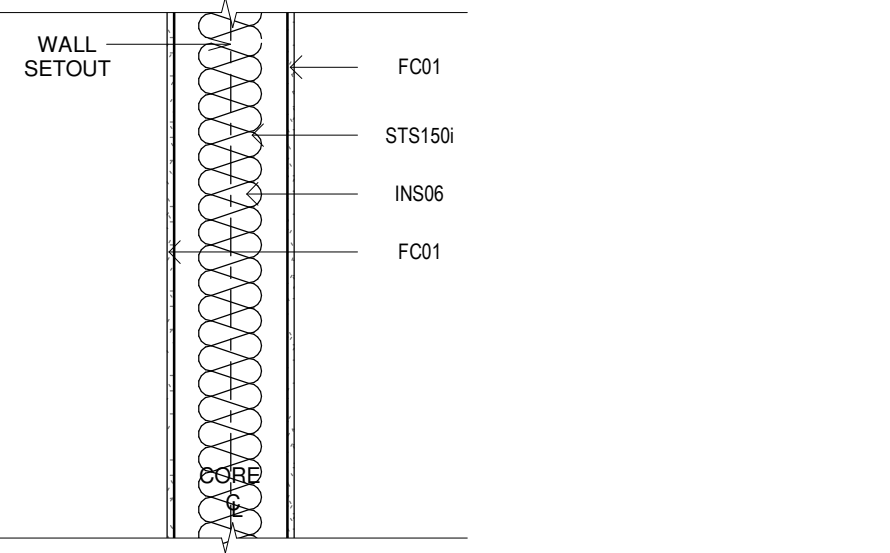
EXTERNAL WALL TYPES

WS953		
	THICKNESS	157
	THERMAL RATING	
	FIRE RATING	-/-
	ACOUSTIC RATING	RW45
	INSULATION RATING	R2.7 / 90mm
	COMMENTS	

EXTERNAL WALL TYPES

WCL01			WCL02			WCL03		
	THICKNESS	16		THICKNESS	56		THICKNESS	56
	THERMAL RATING			THERMAL RATING			THERMAL RATING	
	FIRE RATING	-/-		FIRE RATING	-/-		FIRE RATING	-/-
	ACOUSTIC RATING	-		ACOUSTIC RATING	-		ACOUSTIC RATING	RW45
	INSULATION RATING	-		INSULATION RATING	-		INSULATION RATING	R2.7 / 90mm
	COMMENTS			COMMENTS			COMMENTS	

INTERNAL WALL TYPES

WS941			WS970		
	THICKNESS	110		THICKNESS	168
	THERMAL RATING			THERMAL RATING	
	FIRE RATING	-/-		FIRE RATING	-/-
	ACOUSTIC RATING	RW45		ACOUSTIC RATING	RW45
	INSULATION RATING	R2.7 / 90mm		INSULATION RATING	R2.7 / 90mm
	COMMENTS			COMMENTS	

Issue				
No.	Date	Description		Chkd
P1	27/04/2023	80% DD FOR REVIEW		SR
P2	04/07/2023	95% DESIGN DEVELOPMENT		JV
P3	28/09/2023	90% DD ISSUE		JV

Changes to this Revision
STM7

PROJECT MANAGER
NSW PUBLIC WORKS ADVISORY
Peter Hughes
0407 757 638
peter.hughes@pwa.nsw.gov.au

ARCHITECT, INTERIORS, LANDSCAPE
NBRS
John Vasco
4 Glen Street, Milsons Point, NSW 2061
02 9922 2344
john.vasco@nbns.com.au

STRUCTURAL
NORTHROP
Rory Dale
Level 11, 345 George Street Sydney NSW 2000
02 9241 4188
Rdale@northrop.com.au

CIVIL
NORTHROP
Joel DiFonzo
Level 11, 345 George Street Sydney NSW 2000
02 9156 3229
JDIFonzo@northrop.com.au

BUILDING SERVICES
NORTHROP
Brandon Shuttler
Level 2, 3 Horwood Place, Parramatta, NSW 2150
02 9156 3013
BShuttler@northrop.com.au

NCC CONSULTANT
MBG GROUP
Seb Howe
Suite 3/18 Sydney Rd, Manly NSW 2095
02 9939 1530
showe@mbc-group.com.au

Drawing Title
WALL SCHEDULE - SHEET 01
STORAGE SHED - 7 BAYS
SNOWY MONARO

Project
NSW Rural Fire Service - Monaro Fire
Control Centre
11 GEEBUNG ST, POLO FLAT, NSW 2630
LOT 14 DP150029
SNOWY MONARO REGIONAL COUNCIL
for
NSW RURAL FIRE SERVICE



NBRS
+61 2 9922 2344
nbns.com.au
Nominated Architect:
Andrew Duffin NSW 5602
NBRS & Partners Pty Ltd VIC 51197
ABN 16 002 247 565
Any form of replication of this drawing in full or in part without the written permission of NBRS+PARTNERS Pty Ltd constitutes an infringement of the copyright.
© 2022

Date 4/10/2023 2:30:02 PM
Scale 1:10 @ A1
Drawing Reference 22396-NBRS-A-COO-DD-8721
Revision P3
0 0.1m 0.2m 0.3m 0.4m 0.5m 0.6m 0.7m 0.8m 1:10

PRELIMINARY

NBRS_Door Schedule																								
DOOR NUMBER	LEVEL	ROOM NUMBER	ROOM NAME	DOOR TYPES	DOORSET DETAILS				DOOR LEAF					FRAME		SIGNAGE		DOOR KEYING	DOOR SECURITY	DOOR HARDWAR E	COMMENTS			
					FIRE RATING	ACOUSTIC RATING	THRESHOLD PLATE	DOOR SEALS	LEAF TYPE	LEAF THICKNESS	WIDTH A	WIDTH B	LEAF FINISH	VIEWING PANEL	UC	FRAME TYPE	FRAME FINISH	TYPE S	TYPE 1					
S.01-D01	GROUND FLOOR	S.01	MITIGATION STORE	DRS01	(none)	(none)			(none)	40			(none)	(none)	(none)	(none)	(none)	(none)	(none)	(none)	(none)			
S.01-D02	GROUND FLOOR	S.01	MITIGATION STORE	DRS01	(none)	(none)			(none)	40			(none)	(none)	(none)	(none)	(none)	(none)	(none)	(none)	(none)			
S.01-D03	GROUND FLOOR	S.01	MITIGATION STORE	DRS01	(none)	(none)			(none)	40			(none)	(none)	(none)	(none)	(none)	(none)	(none)	(none)	(none)			
S.01-D04	GROUND FLOOR	S.01	MITIGATION STORE	DSC07	(none)	(none)			(none)	40	970		(none)	(none)	(none)	(none)	(none)	(none)	(none)	(none)	(none)			
S.02-D01	GROUND FLOOR	S.02	DISTRICT VEHICLE STORE	DRS01	(none)	(none)			(none)	40			(none)	(none)	(none)	(none)	(none)	(none)	(none)	(none)	(none)			
S.02-D02	GROUND FLOOR	S.02	DISTRICT VEHICLE STORE	DRS01	(none)	(none)			(none)	40			(none)	(none)	(none)	(none)	(none)	(none)	(none)	(none)	(none)			
S.02-D03	GROUND FLOOR	S.02	DISTRICT VEHICLE STORE	DRS01	(none)	(none)			(none)	40			(none)	(none)	(none)	(none)	(none)	(none)	(none)	(none)	(none)			
S.03-D01	GROUND FLOOR	S.03	ENTRY	DSC07	(none)	(none)			(none)	40	970		(none)	(none)	(none)	(none)	(none)	(none)	(none)	(none)	(none)			
S.04-D01	GROUND FLOOR	S.03	ENTRY	DSC02	(none)	(none)			(none)	40	970		(none)	YES	(none)	(none)	(none)	(none)	(none)	(none)	(none)			
S.02-D04	GROUND FLOOR	S.04	CLEAN STORE	DRS02	(none)	(none)			(none)	35	2100		(none)	(none)	(none)	(none)	(none)	(none)	(none)	(none)	(none)			
S.05-D01	GROUND FLOOR	S.05	LAUNDRY	DSC02	(none)	(none)			(none)	40	1070		(none)	YES	(none)	(none)	(none)	(none)	(none)	(none)	(none)			
S.02-D05	GROUND FLOOR	S.06	DISTRICT BA STORE	DRS02	(none)	(none)			(none)	35	1800		(none)	(none)	(none)	(none)	(none)	(none)	(none)	(none)	(none)			
S.07-D01	GROUND FLOOR	S.06	DISTRICT BA STORE	DSC05	(none)	(none)			(none)	40	970	485	(none)	YES	(none)	(none)	(none)	(none)	(none)	(none)	(none)			
S.08-D04	GROUND FLOOR	S.08	EDB	DSC07	(none)	(none)			(none)	40	970		(none)	(none)	(none)	(none)	(none)	(none)	(none)	(none)	(none)			
S.08-D01	GROUND FLOOR	S.09	RAFT STORE	DRS01	(none)	(none)			(none)	40			(none)	(none)	(none)	(none)	(none)	(none)	(none)	(none)	(none)			
S.09-D02	GROUND FLOOR	S.09	RAFT STORE		(none)	(none)			(none)				(none)	(none)	(none)	(none)	(none)	(none)	(none)	(none)	(none)			proprietary steel mesh swing gate
S.09-D03	GROUND FLOOR	S.09	RAFT STORE		(none)	(none)			(none)				(none)	(none)	(none)	(none)	(none)	(none)	(none)	(none)	(none)			proprietary steel mesh swing gate

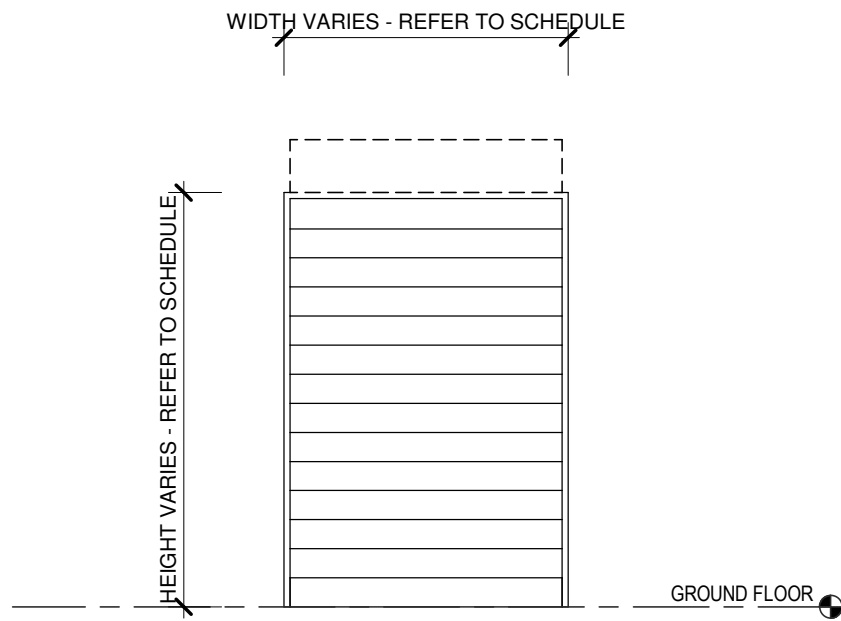
GROUND FLOOR: 17
Grand total: 17

DOOR TYPES



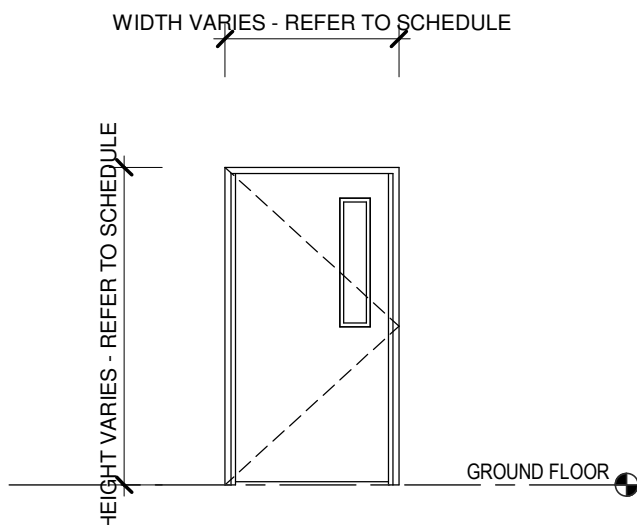
DRS01
Proprietry Motorised Steel roller shutter system

Finish: Powder coated
Colour: Powdercoated to match Colour Dulux "Manor Red"
Powder Coat Finish
Seals:
- Frame: Raven RP71
- Perimeter: Raven RP24 all round with RP338 EPDM
- Bottom: Raven RP38 with RP338 EPDM
- Threshold Plate:



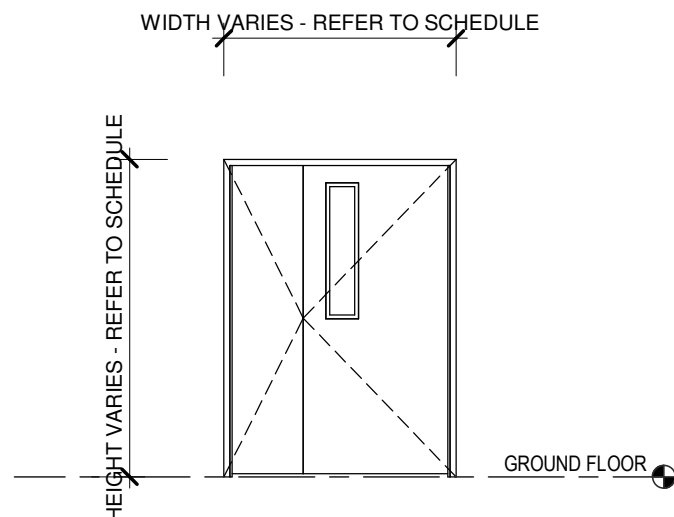
DRS02
Internal Aluminium Roller Shutter

Material: Aluminium, ASTM Alloy 5052 H32
Thickness: 3mm (minimum)
Finish: Matt Natural Anodised aluminium
Seals:
- Frame: Raven RP71
- Perimeter: Raven RP24 all round with RP338 EPDM
- Bottom: Raven RP38 with RP338 EPDM
- Threshold Plate: Raven RP66, fixed level and true in floor finish



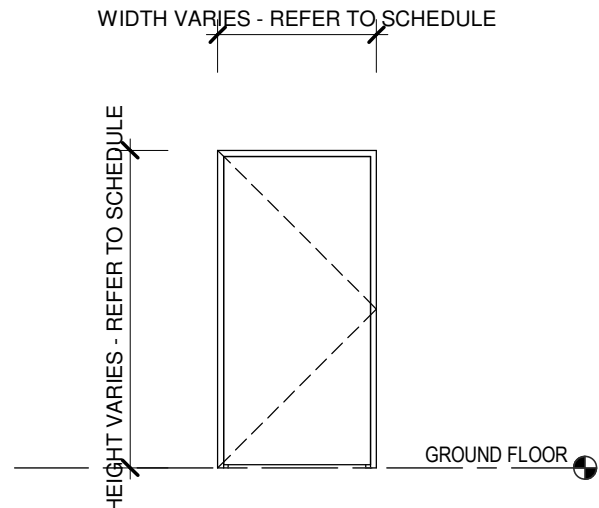
DSC02
Solid Core - Internal Hinged Door with Vision Panel

Frame: DFS01
Door Leaf: Paint Grade, Solid Core - 40mm (33mm thick Blockboard pine)
Edge Strips: All sides
Facing: 3.2mm thick pre-primed MR hardboard
Vision panel: GL02
Finish leaf: Paint Colour: PT03
Seals:
- Frame: Raven RP71
- Perimeter: Raven RP24 all round with RP338 EPDM
- Bottom: Raven RP38 with RP338 EPDM
- Threshold Plate: Raven RP66, fixed level and true in floor finish



DSC05
Solid Core - Internal Half Leaf Hinged Door with Vision Panel

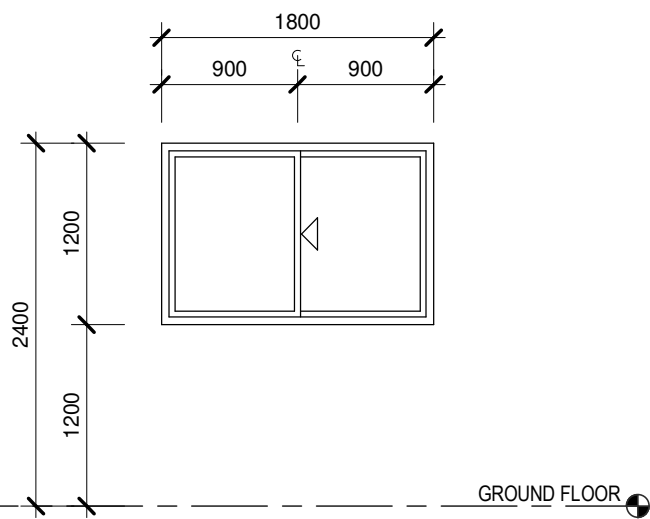
Frame: DFS01
Door Leaf: Paint Grade, Solid Core - 40mm (33mm thick Blockboard pine)
Edge Strips: All sides
Facing: 3.2mm thick pre-primed MR hardboard
Vision panel: GL02
Finish leaf: Paint Colour: PT03
Seals:
- Frame: Raven RP71
- Perimeter: Raven RP24 all round with RP338 EPDM
- Bottom: Raven RP38 with RP338 EPDM
- Threshold Plate: Raven RP66, fixed level and true in floor finish



DSC07
Solid Core - Internal Hinged Door

Frame: DFS01
Door Leaf: Paint Grade, Solid Core - 40mm (33mm thick Blockboard pine)
Edge Strips: All sides
Facing: 3.2mm thick pre-primed MR hardboard
Finish leaf: Paint Colour: PT03.
Seals:
- Frame: Raven RP71
- Perimeter: Raven RP24 all round with RP338 EPDM
- Bottom: Raven RP38 with RP338 EPDM
- Threshold Plate: Raven RP66, fixed level and true in floor finish

WINDOW TYPES



8 S.04-W01
1 : 50

PRELIMINARY

Issue No.	Date	Description	Chkd
P1	27/04/2023	80% DD FOR REVIEW	SR
P2	04/07/2023	95% DESIGN DEVELOPMENT	JV
P3	28/09/2023	90% DD ISSUE	JV

Changes to this Revision STM7

PROJECT MANAGER
NSW PUBLIC WORKS ADVISORY
Peter Hughes
0407 757 638
peter.hughes@pwa.nsw.gov.au

ARCHITECT, INTERIORS, LANDSCAPE
NBRS
John Vasco
4 Glen Street, Milsons Point, NSW 2061
02 9922 2344
john.vasco@nb.rs.com.au

STRUCTURAL
NORTHROP
Rory Dale
Level 11, 345 George Street Sydney NSW 2000
02 9241 4188
Rdale@northrop.com.au

CIVIL
NORTHROP
Joel DiFonzo
Level 11, 345 George Street Sydney NSW 2000
02 9156 3229
JDiFonzo@northrop.com.au

BUILDING SERVICES
NORTHROP
Brandon Shutlar
Level 2, 3 Horwood Place, Parramatta, NSW 2150
02 9156 3013
BShutlar@northrop.com.au

NCC CONSULTANT
MBC GROUP
Seb Howe
Suite 3/18 Sydney Rd, Manly NSW 2095
02 9939 1530
showe@mbc-group.com.au

Drawing Title
DOOR / WINDOW SCHEDULE
STORAGE SHED - 7 BAYS
SNOWY MONARO

Project
NSW Rural Fire Service - Monaro Fire Control Centre

11 GEEBUNG ST, POLO FLAT, NSW 2630
LOT 14 DP150029
SNOWY MONARO REGIONAL COUNCIL

for
NSW RURAL FIRE SERVICE



NBRS

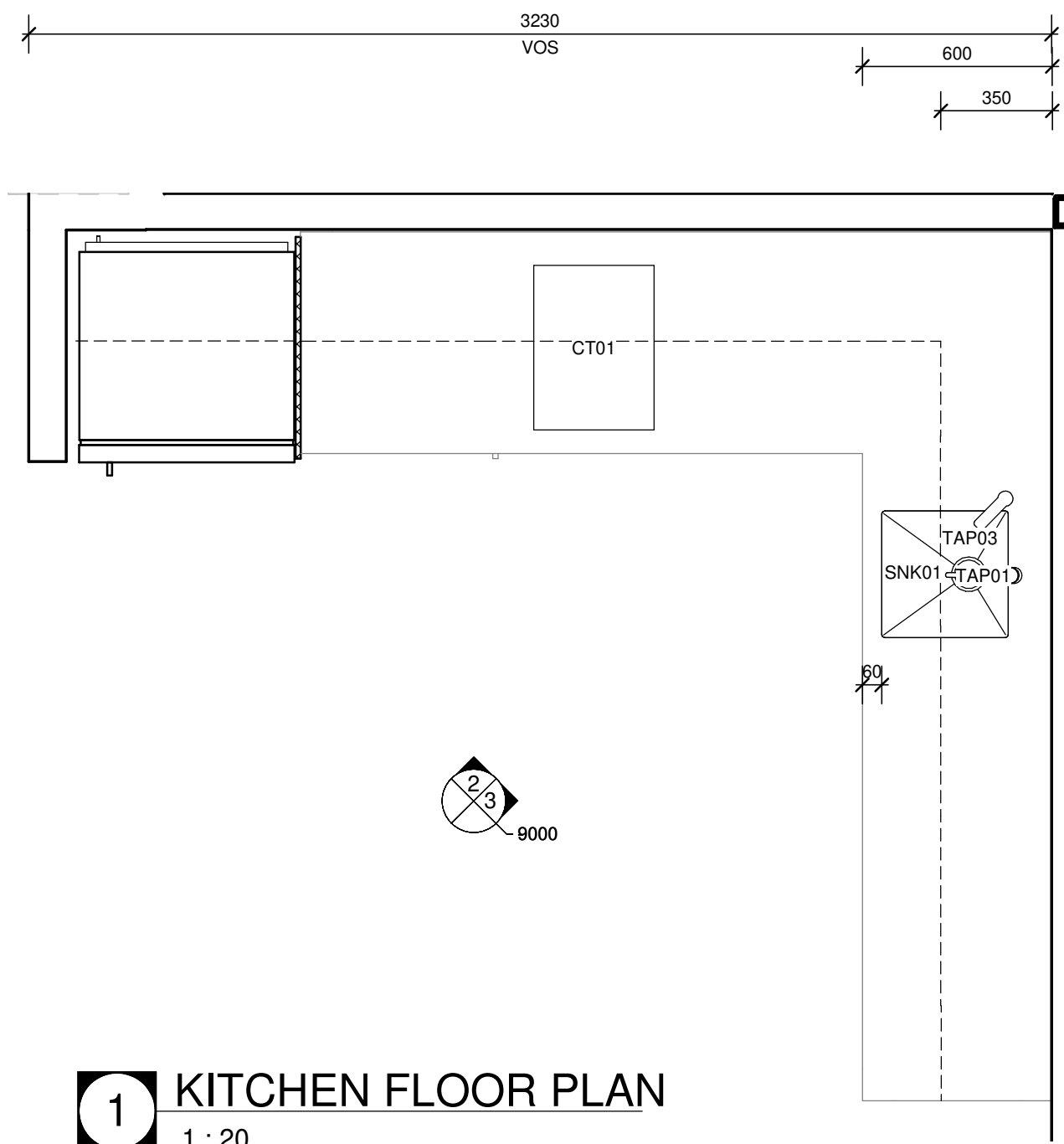
+61 2 9922 2344
Nominated Architect:
Andrew Duffin NSW 5602
NBRS & Partners Pty Ltd VIC 51197
Any form of replication of this drawing in full or in part without the written permission of NBRS+PARTNERS Pty Ltd constitutes an infringement of the copyright.
© 2022

nb.rs.com.au

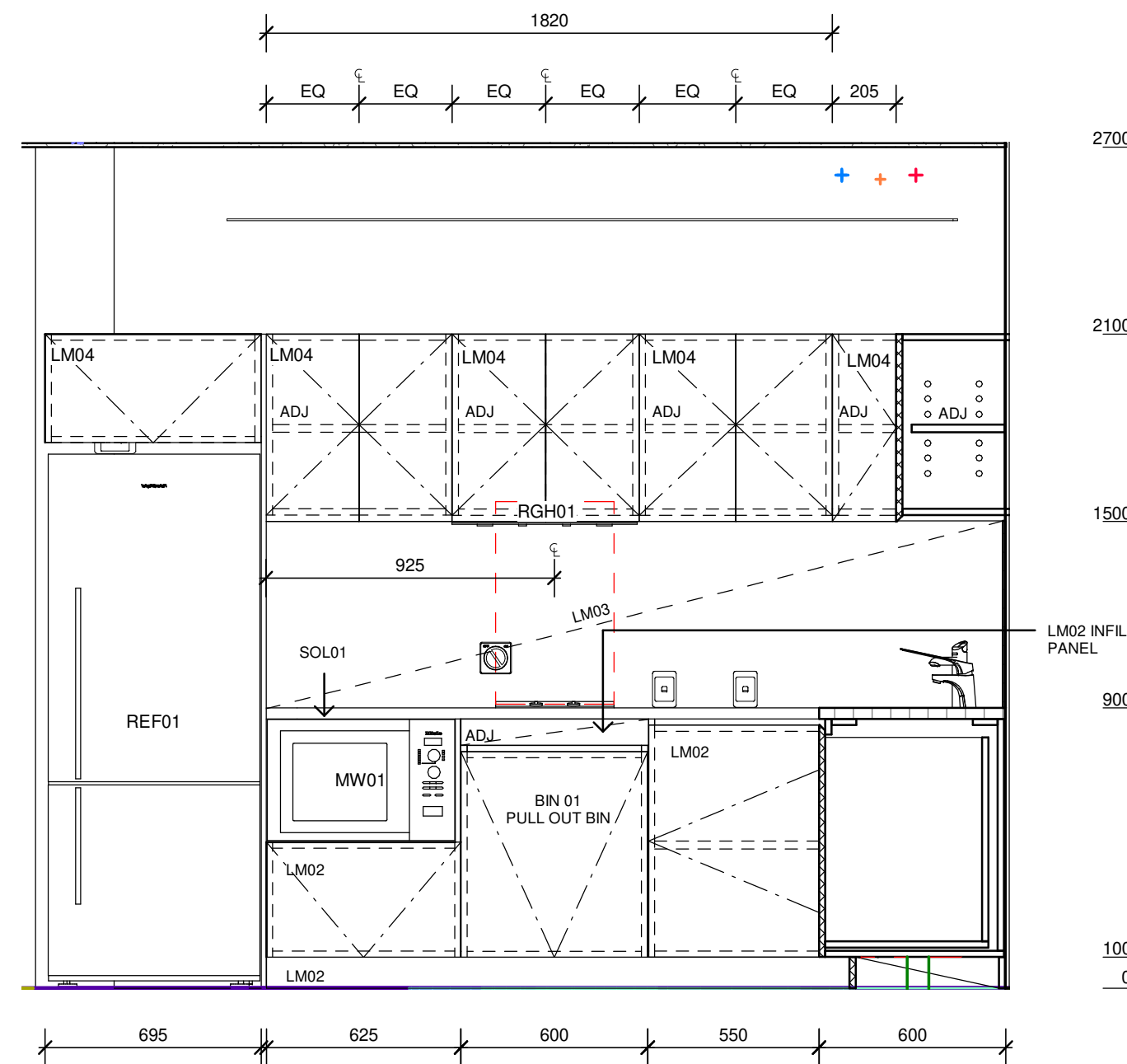
ABN 16 002 247 565

Date 4/10/2023 2:30:04 PM
Scale 1 : 50 @ A1

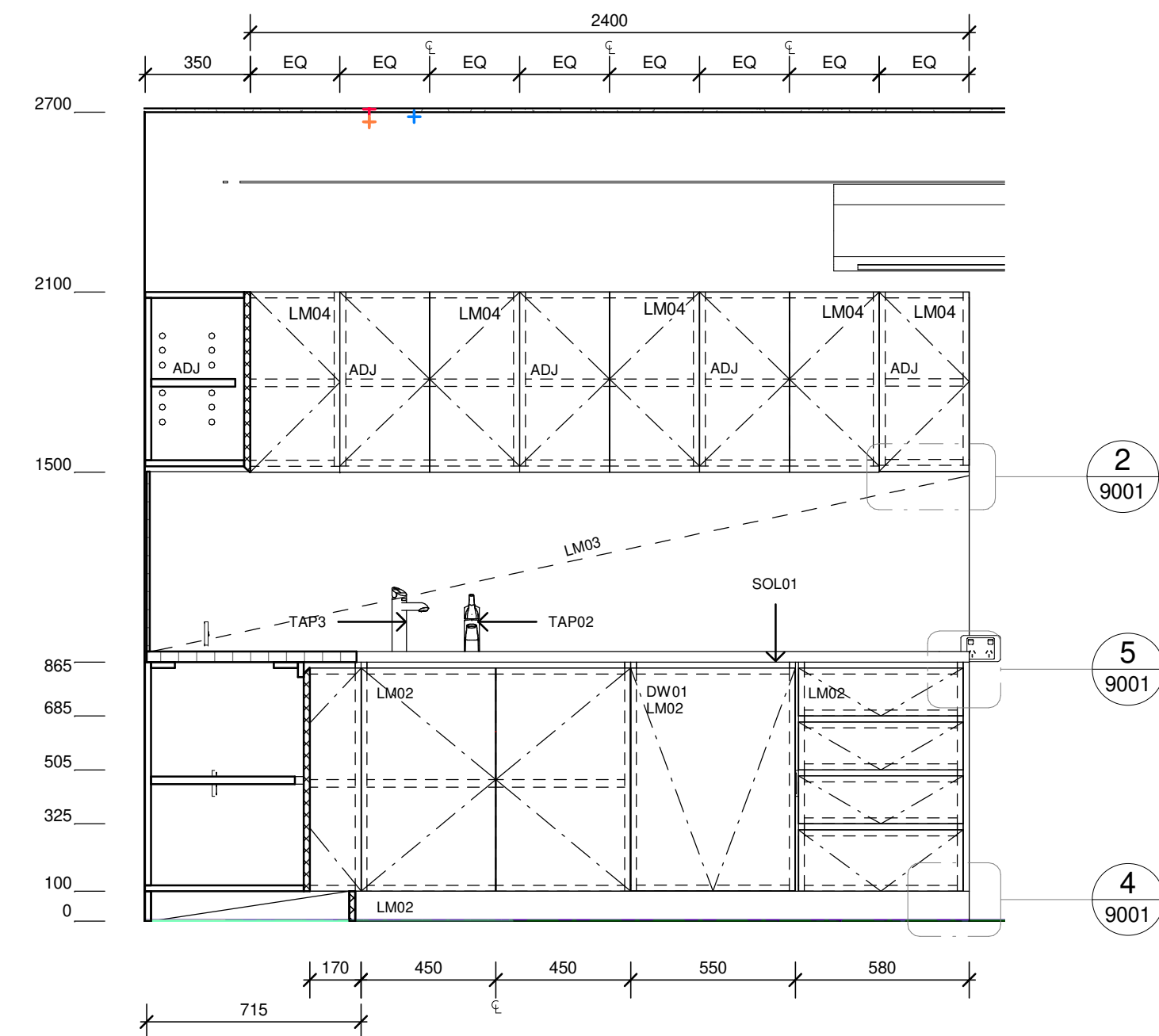
Drawing Reference 22396-NBRS-A-COO-DD-8724
Revision P3



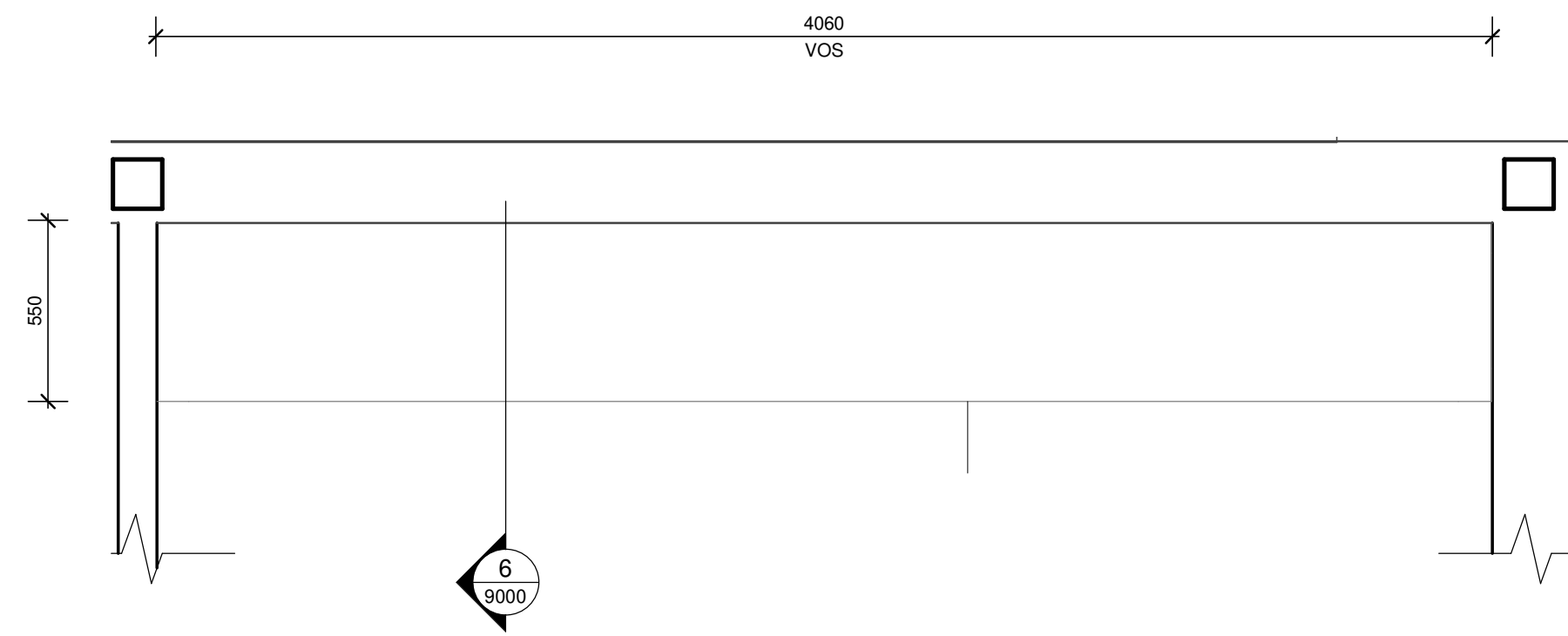
1 KITCHEN FLOOR PLAN
1 : 20



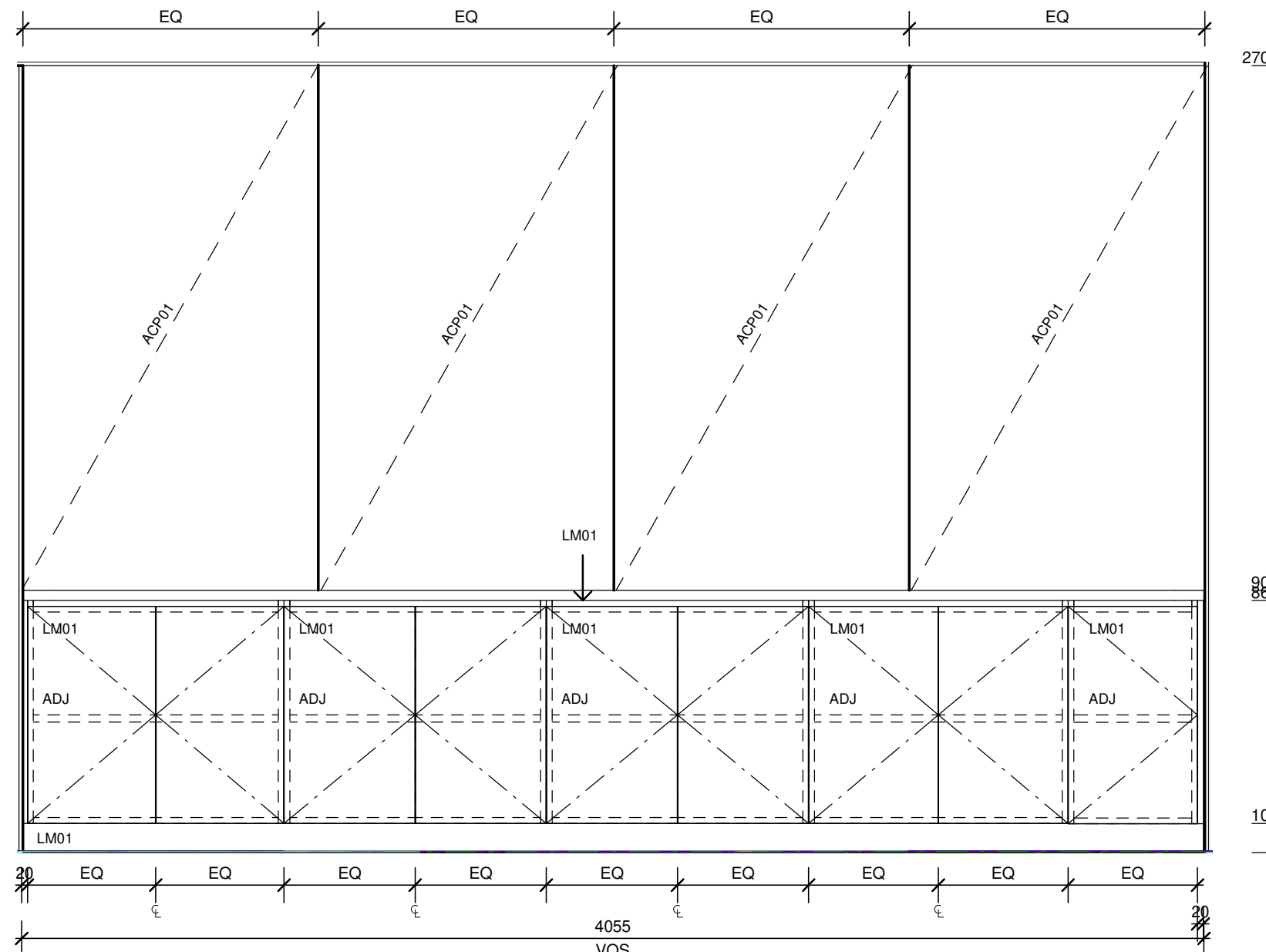
2 KITCHEN ELEVATION 01
1 : 20



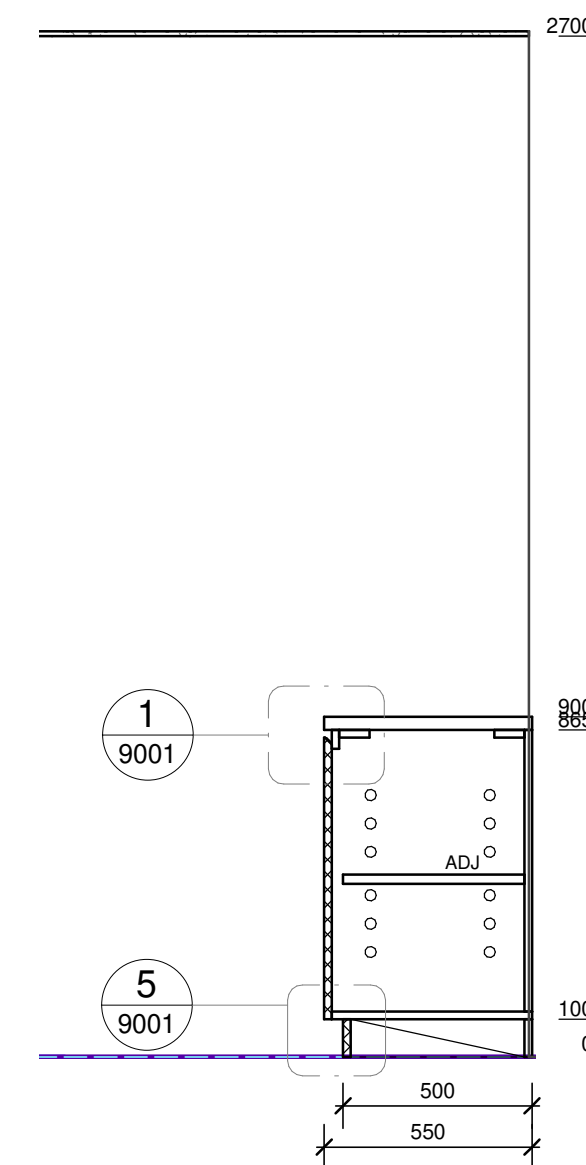
3 KITCHEN ELEVATION 02
1 : 20



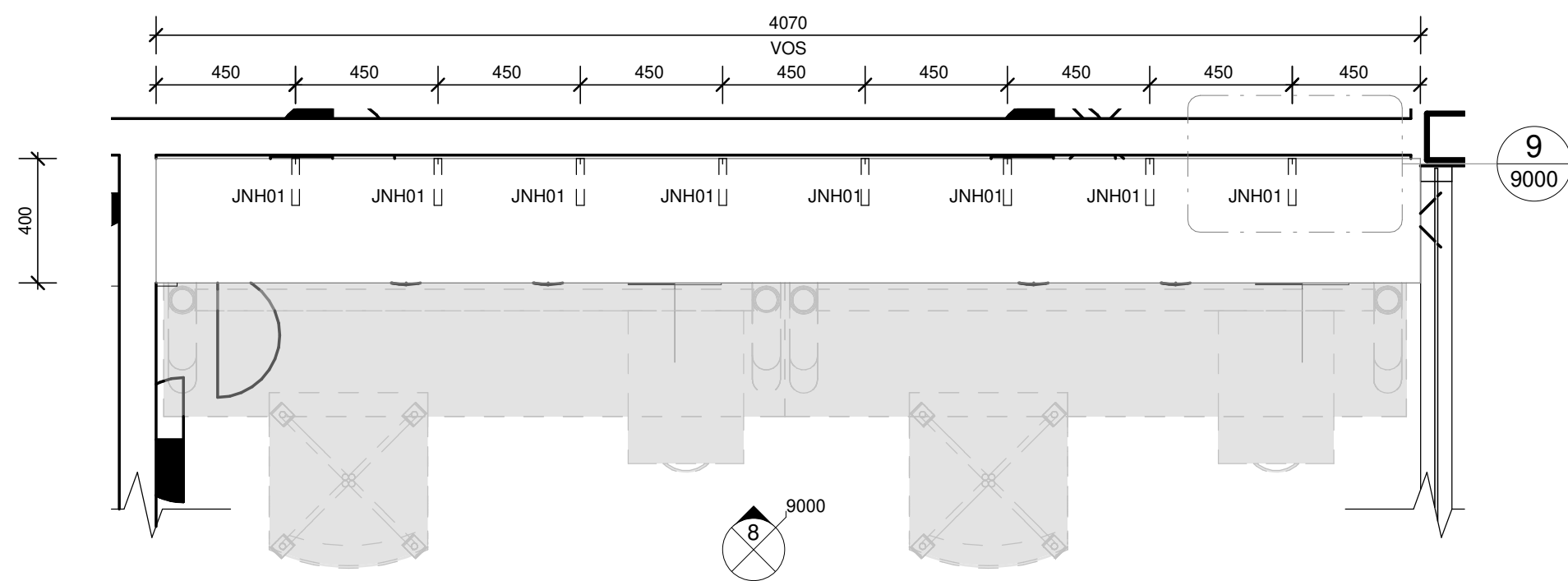
4 MEETING ROOM FLOOR PLAN
1 : 20



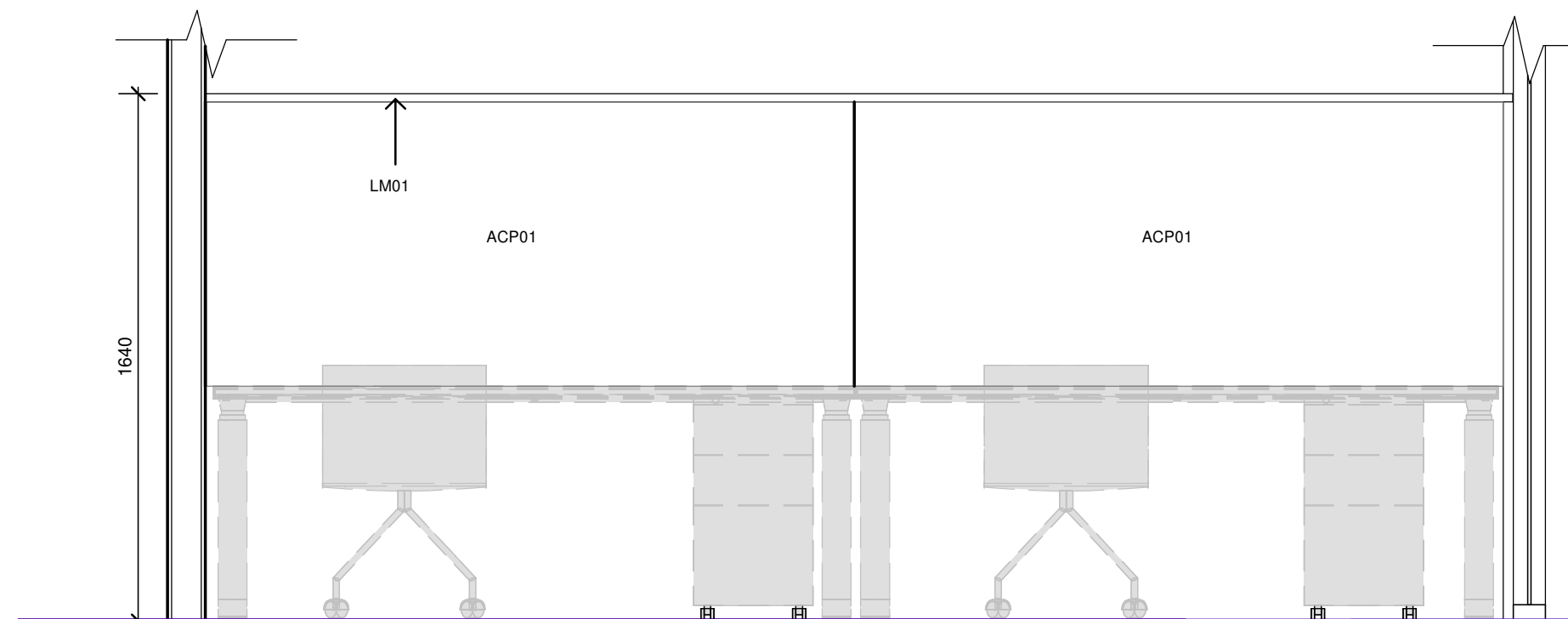
5 MEETING ROOM ELEVATION 01
1 : 20



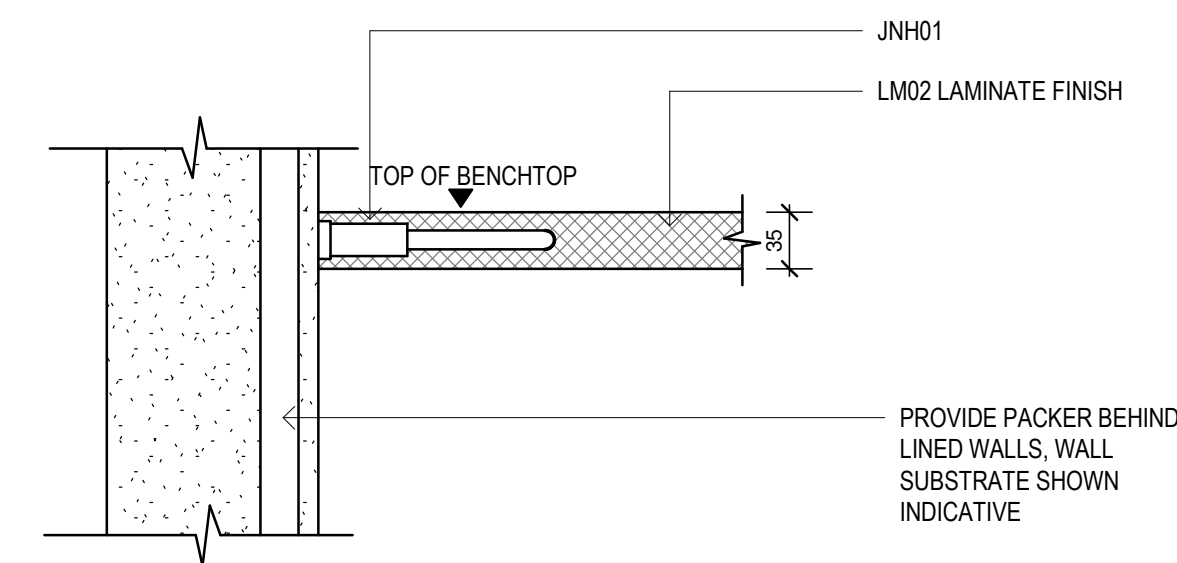
6 MEETING ROOM ELEVATION 02
1 : 20



7 OFFICE FLOOR PLAN
1 : 20



8 OFFICE FLOOR ELEVATION 01
1 : 20



9 BRACKET SECTION DETAIL
1 : 5

PRELIMINARY

Issue	No.	Date	Description	Chkd
P1	28/09/2023	90% DD ISSUE	JV	

Changes to this Revision

PROJECT MANAGER
NSW PUBLIC WORKS ADVISORY
James Smith
0408 694 063
james.smith@pwa.nsw.gov.au

ARCHITECT, INTERIORS, LANDSCAPE
NBRS
John Vasco
4 Glen Street, Milsons Point, NSW 2061
02 9922 2344
john.vasco@nb.rs.com.au

STRUCTURAL
NORTHROP
Rory Dale
Level 11, 345 George Street Sydney NSW 2000
02 9241 4188
rdale@northrop.com.au

CIVIL
NORTHROP
Joel DiFonzo
Level 11, 345 George Street Sydney NSW 2000
02 9156 3229
JDiFonzo@northrop.com.au

BUILDING SERVICES
NORTHROP
Brandon Shuttar
Level 2, 3 Horwood Place, Parramatta, NSW 2150
02 9156 3013
BShuttar@northrop.com.au

NCC CONSULTANT
MBG GROUP
Seb Howe
Suite 3/18 Sydney Rd, Manly NSW 2095
02 9939 1530
showe@mbg-group.com.au

Drawing Title
JOINERY - SHEET 1
AIRCRAFT HANGAR

Project
NSW RURAL FIRE SERVICE -
MONARO FIRE CONTROL CENTRE

11 GEEBUNG ST, POLO FLAT, NSW 2630
LOT 14 DP150029
SNOWY MONARO REGIONAL COUNCIL

for
NSW RURAL FIRE SERVICE



NBRS

+61 2 9922 2344
Nominated Architect:
Andrew Duffin NSW 5602
NBRS & Partners Pty Ltd VIC 51197
Any form of replication of this drawing in full or in part without the written permission of NBRS-PARTNERS Pty Ltd constitutes an infringement of the copyright.
© 2022

nb.rs.com.au

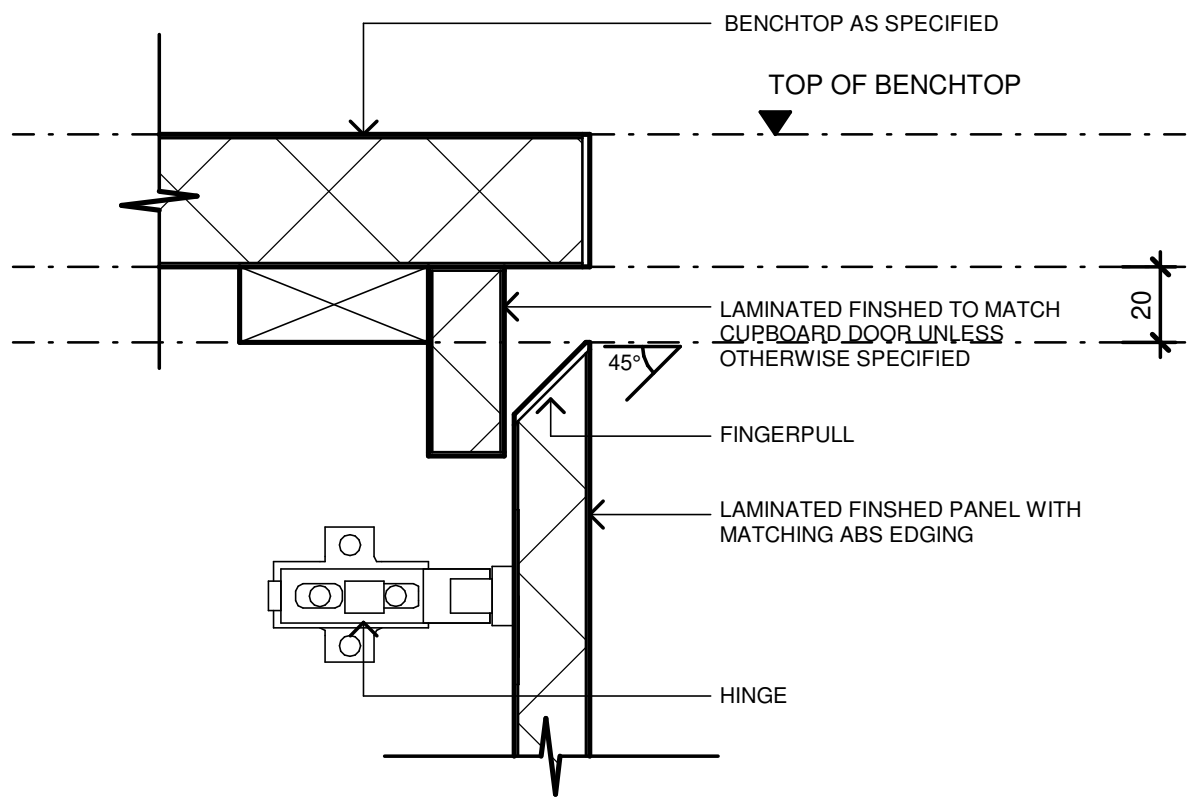
ABN 16 002 247 565

Date 4/10/2023 1:41:26 PM
Scale 1:100 @ A1

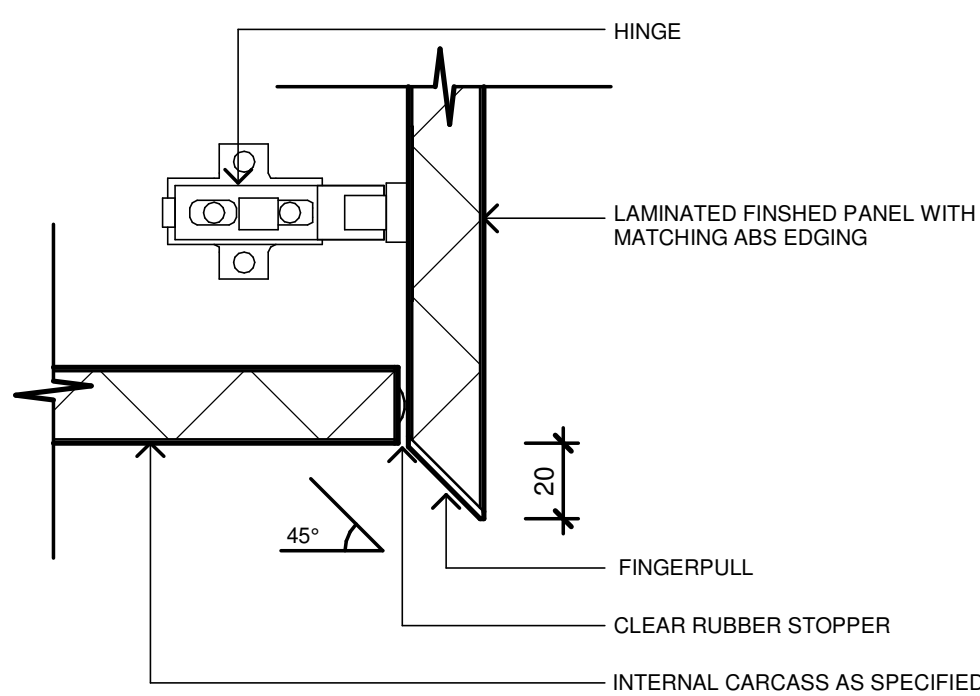
Drawing Reference
22281-NBRS-A-DD-9000

Revision
P1

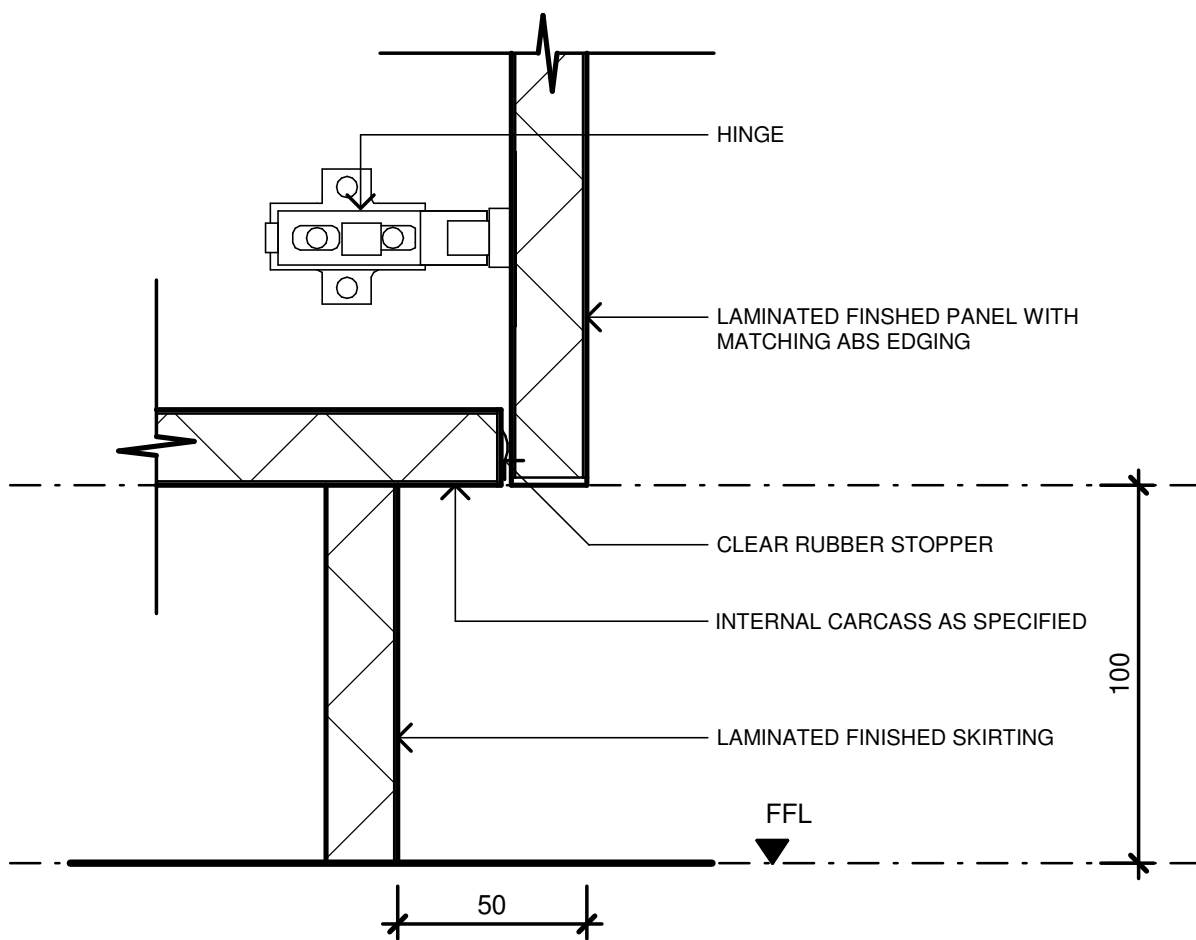
0 1m 2m 3m 4m 5m 6m 7m 8m 1:100



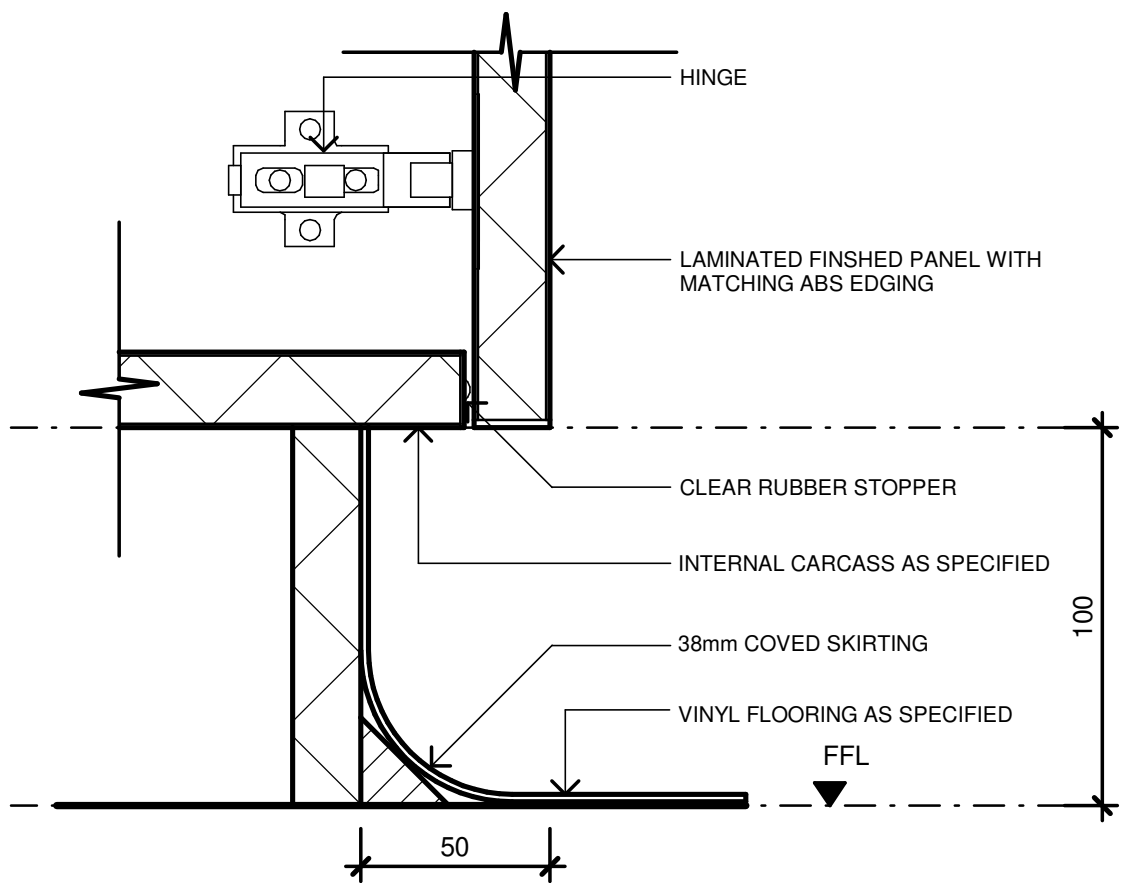
1 UNDERBENCH FINGERPULL DETAIL
1 : 2



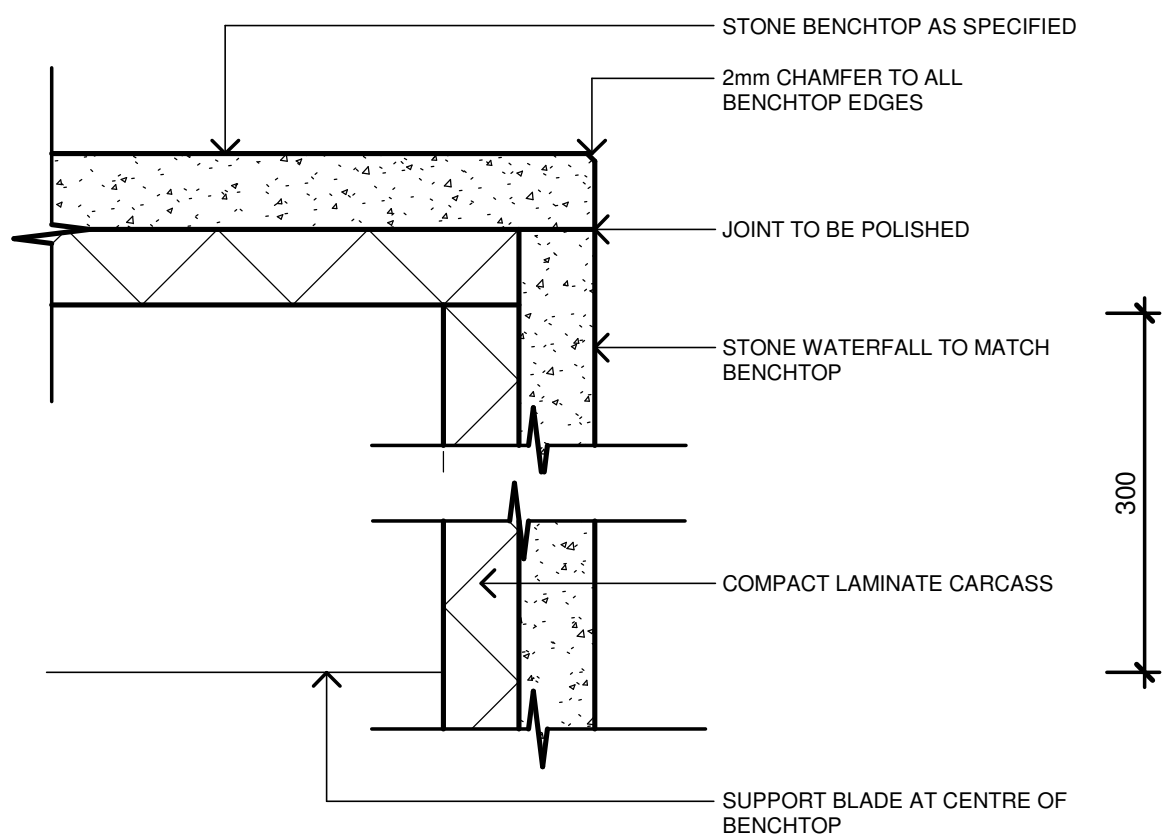
2 OVERHEAD FINGERPULL DETAIL
1 : 2



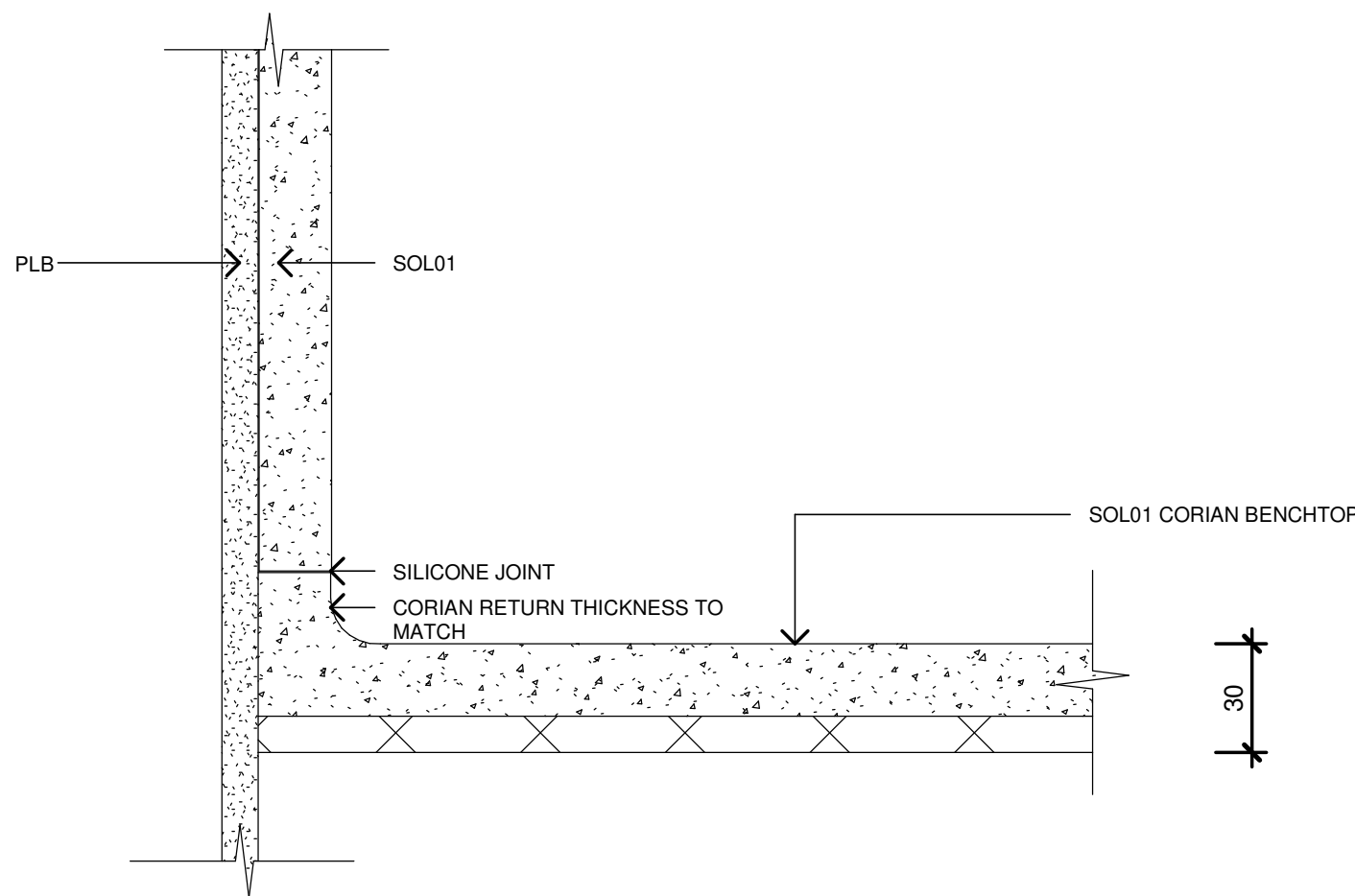
3 SKIRTING DETAIL
1 : 2



4 COVED SKIRTING DETAIL 01
1 : 2



5 WATERFALL DETAIL
1 : 2



6 BENCH & SPLASHBACK DETAIL
1 : 2

Issue No.	Date	Description	Chkd
P1	28/09/2023	90% DD ISSUE	JV

Changes to this Revision

PROJECT MANAGER
NSW PUBLIC WORKS ADVISORY
James Smith
0408 694 063
james.smith@pwa.nsw.gov.au

ARCHITECT, INTERIORS, LANDSCAPE
NBRS
John Vasco
4 Glen Street, Milsons Point, NSW 2061
02 9922 2344
john.vasco@nb.rs.com.au

STRUCTURAL
NORTHROP
Rory Dale
Level 11, 345 George Street Sydney NSW 2000
02 9241 4188
Rdale@northrop.com.au

CIVIL
NORTHROP
Joel DiFonzo
Level 11, 345 George Street Sydney NSW 2000
02 9156 3229
JDIFonzo@northrop.com.au

BUILDING SERVICES
NORTHROP
Brandon Shuttler
Level 2, 3 Horwood Place, Parramatta, NSW 2150
02 9156 3013
BShuttler@northrop.com.au

NCC CONSULTANT
MBG GROUP
Seb Howe
Suite 3/18 Sydney Rd, Manly NSW 2095
02 9939 1530
showe@mbg-group.com.au

Drawing Title
TYPICAL JOINERY DETAILS
AIRCRAFT HANGAR

Project
NSW RURAL FIRE SERVICE -
MONARO FIRE CONTROL CENTRE

11 GEEBUNG ST, POLO FLAT, NSW 2630
LOT 14 DP150029
SNOWY MONARO REGIONAL COUNCIL

for
NSW RURAL FIRE SERVICE



NBRS

+61 2 9922 2344
Nominated Architect:
Andrew Duffin NSW 5602
NBRS & Partners Pty Ltd VIC 51197
Any form of replication of this drawing in full or in part without the written permission of NBRS-PARTNERS Pty Ltd constitutes an infringement of the copyright.
© 2022

nb.rs.com.au

ABN 16 002 247 565

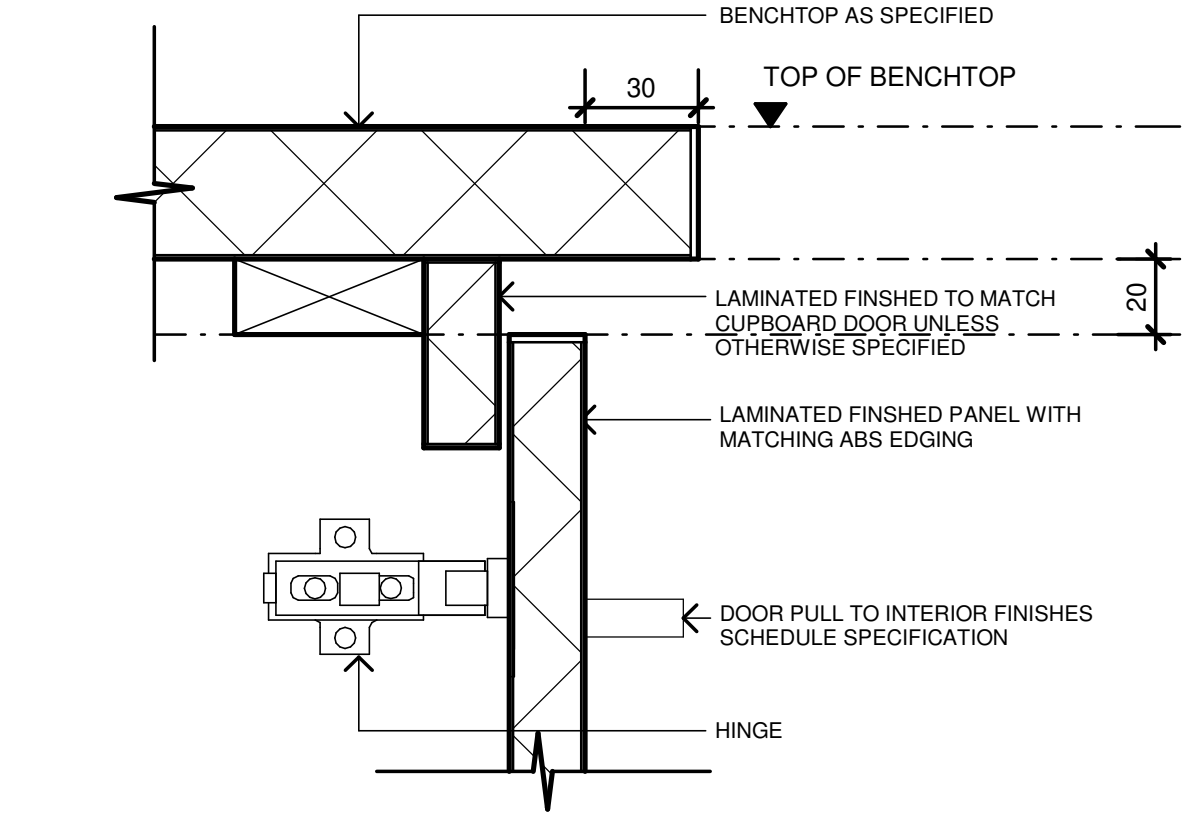
Date 4/10/2023 1:41:28 PM
Scale 1:2 @ A1

Drawing Reference
22281-NBRS-A-DD-9001

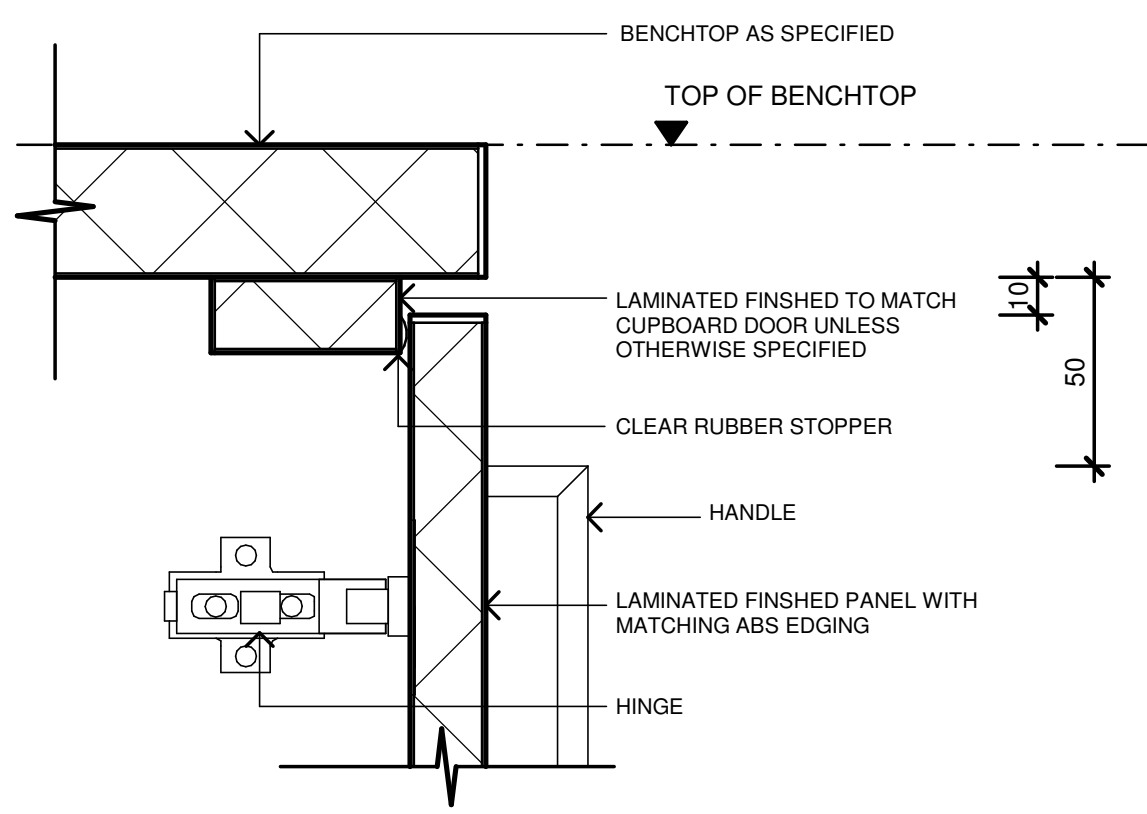
Revision
P1

PRELIMINARY

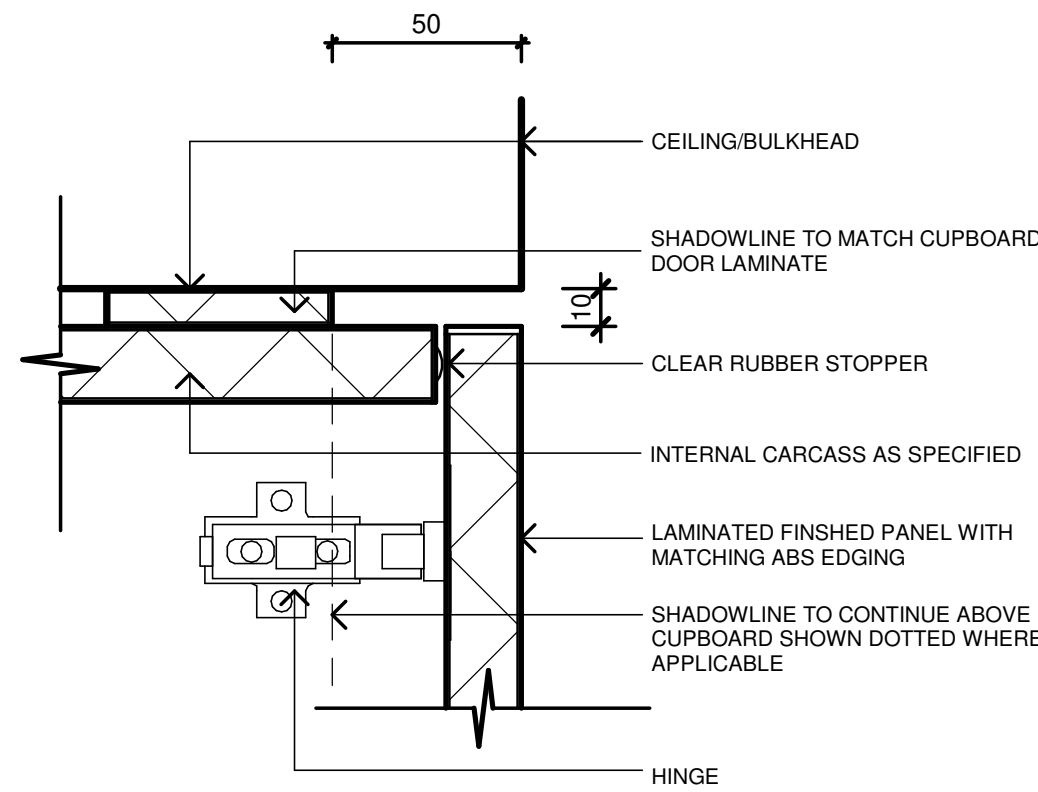
- NOTES
- BENCH:
- 32mm THICK HMR MDF BENCHTOP IN LAMINATE FINISH WITH MATCHING 2mm THICK ABS EDGING.
 - 20mm THICK SOLID SURFACE BENCHTOP WITH MDF SUBSTRATE.
- PLINTHS:
- HMR/MDF WITH HIGH PRESSURE LAMINATE FINISH.
 - LADDER FRAME CONSTRUCTION.
- CARCASS
- EXPOSED CARCASS - 18mm THICK MDF LAMINATE FINISH WITH MATCHING ABS EDGING.
 - INTERNAL CARCASS - 18mm THICK MELAMINE WHITE FINISH WITH MATCHING EDGE STRIP.
 - ADJUSTABLE EXPOSED SHELVES - 25mm THICK LAMINATED MDF FINISH WITH MATCHING EDGE.
 - HEIGHT ADJUSTABLE SHELVES SUPPORTED ON PROPRIETARY PINS WITH HOLES AT CONTINUOUS 32mm CENTER VERTICAL SPACING.
 - ALL WET AREAS INCLUDING KITCHENETTE, BENCHES WITH SINKS AND AMENITIES TO BE CONSTRUCTED OF HMR MDF SUBSTRATE.
- CUPBOARD /DRAWER FRONTS & DOORS
- CUPBOARD & DRAWER DOORS - 18mm THICK MDF CARCASS LAMINATE FINISH WITH MATCHING 2mm THICK ABS EDGING.
 - FULL HEIGHT CUPBOARDS DOORS TO HAVE 25mm THICK MDF.
 - ALL DRAWERS TO HAVE SOFT CLOSE DRAWER MECHANISM.
 - ALL OVERHEAD CUPBOARDS TO HAVE ONE ADJUSTABLE SHELF.
 - ALL UNDERBENCH CUPBOARDS TO HAVE TWO ADJUSTABLE SHELVES.
 - ALL OVERHEAD CUPBOARDS TO HAVE ONE FIXED SHELF AT 1800 AFL.
- DRAWER CARCASS
- BACK & SIDES - 12mm THICK PVC FILM WRAPPED HARDBOARD, WHITE FINISH.
 - DRAWER BOTTOMS - PVC FILM LAMINATED HARDBOARD TO BOTH FACES, WHITE FINISH.
 - ALLOW TO ROUTE DRAWER FRONTS FOR DRAWER BOTTOMS.
- HARDWARE TO LOCKING LEAF:
- EQUAL QUALITY SPECIFICATION TO HAFELE 'SYMO 3000' LEVER LOCKS IN ZINC ALLOY FINISH.
 - HARDWARE TO NON-LOCKING LEAF - FURNITURE-BOLT + STRIKING PLATE.
 - NOTE: HAFELE KEYING GROUPS & MASTER KEYING DIRECTIONS TO BE PROVIDED BY CLIENT PRIOR TO ORDERING & INSTALLATION OF LOCK CYLINDERS.
- CABLE OUTLETS:
- CABLE SET (2-PIECE / ROTATING COVER) FOR PRESS FITTING INTO 80mm DIAM HOLES / COLOR: CHARCOAL.
 - EQUAL QUALITY SPEC TO HAFELE Cat# 631.11.134
- GENERAL NOTES:
- ALLOW FOR HIGH PRESSURE LAMINATE TO BENCHTOP.
 - ENSURE HMR MDF/MELAMINE TO KITCHENS, WET AREA & CHANGE ROOMS.
 - JOINERY
 - ALLOW FOR 20mm SCRIBE WHEN JOINERY ABUTS WALL. FINISH TO MATCH ADJACENT LAMINATE.
 - DOOR HARDWARE - CONCEALED METAL HINGES WITH HEIGHT/SIDE/DEPTH ADJUSTABLE WITH 100 DEGREE OPENING.
 - JNP01&02 PULLS - REFER TO FINISHES, FITTINGS AND FIXTURES SCHEDULE. APPLY TO ALL DRAWERS & DOORS UNLESS OTHERWISE NOTED.
 - REFER TO JOINERY DETAILS STOPS - CLEAR RUBBER STOPS FIXED TO INTERNAL FACE OF CUPBOARD/DRAWER DOOR.
 - DOORS AND DRAWERS TO BE SOFT CLOSING.
 - PROVIDE GRILLS & OTHER FORMS OF VENTILATION FOR APPLIANCES SUCH AS HYDROTAP, AV EQUIPMENT ETC AS PER MANUFACTURERS SPECIFICATIONS.
 - JOINERY DRAWINGS ARE TO BE READ IN CONJUNCTION WITH THE FLOOR/CEILING PLANS & SPECIFICATION, AND WITH SERVICES CONSULTANT'S DOCUMENTATION.
 - WHERE WALL MOUNTED JOINERY IS TO BE FIXED TO NEW/EXISTING PARTITIONS, ENSURE SUITABLE REINFORCING/BRACING IS BUILT INTO WALL TO TAKE WEIGHT OF FULLY LOADED JOINERY UNIT.
 - REFER TO ELECTRICAL DRAWINGS FOR GPO & DATA REQUIREMENTS.
 - ALL CUPBOARDS ARE LOCKABLE UNLESS OTHERWISE NOTED.
 - ALL FULL HEIGHT CUPBOARD HAVE 1 FIXED SHELF, 3 ADJUSTABLE SHELVES ABOVE AND 3 ADJUSTABLE SHELVES BELOW.
 - ALL OVERHEAD TOP SHELVES TO BE FIXED AT 1800H.
 - ALL SHELVING ARE ADJUSTABLE UNLESS OTHERWISE NOTED.
 - PROVIDE CABLE TRAYS UNDER BENCHTOPS WHERE APPLICABLE.



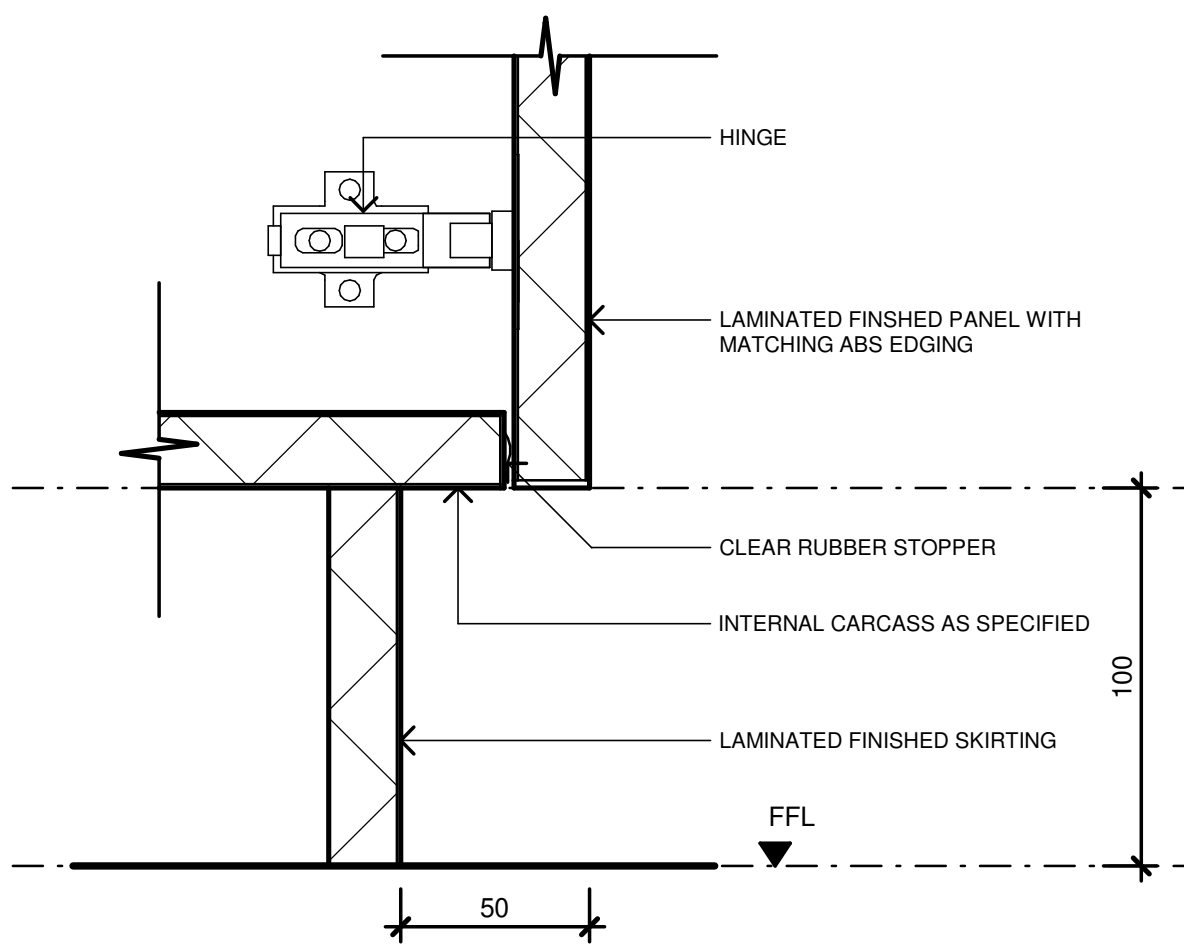
2 BENCH CUPBOARD DETAIL
1 : 2



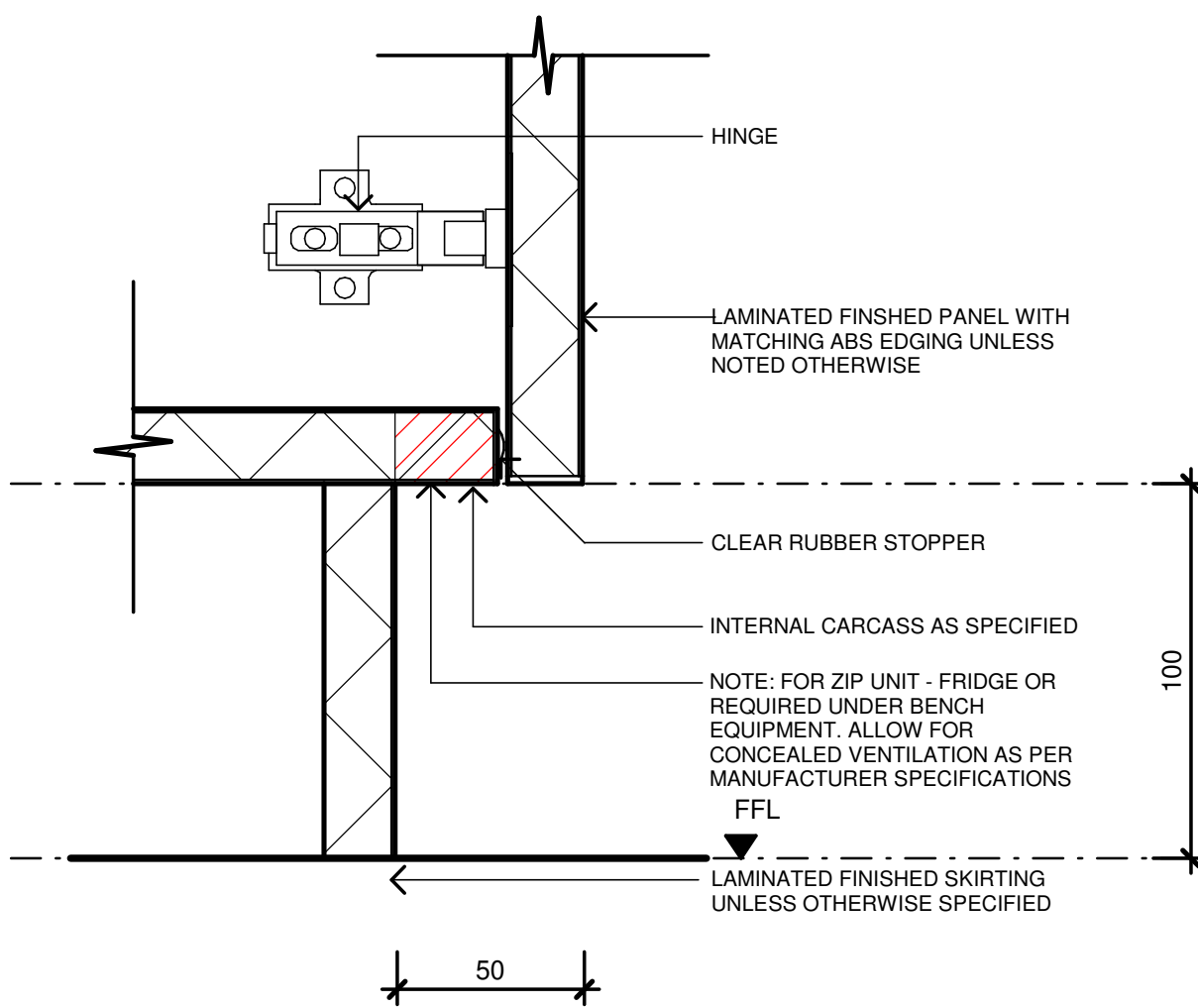
3 BENCHTOP SHADOWLINE DETAIL
1 : 2



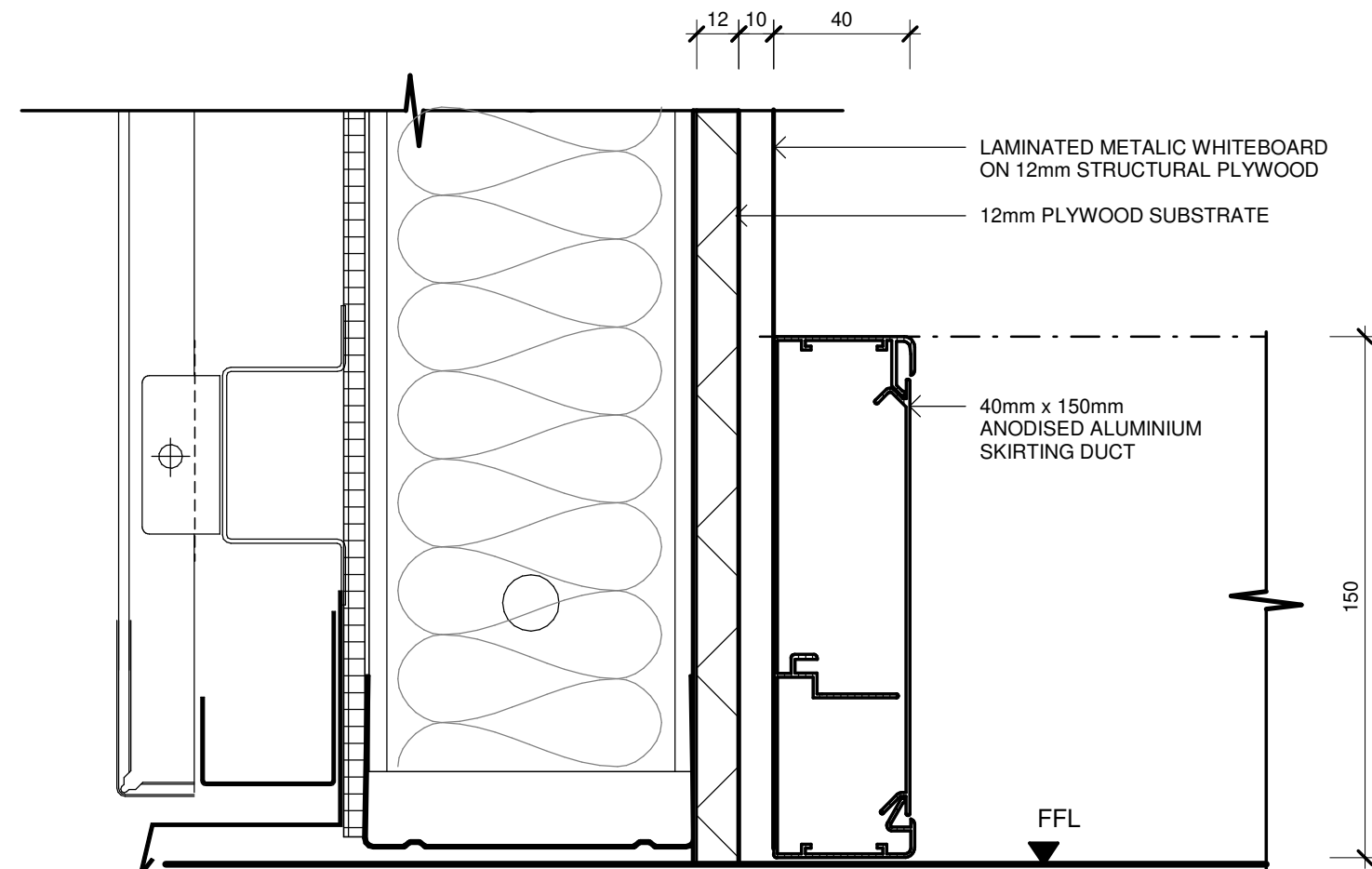
9 CEILING JUNCTION
1 : 2



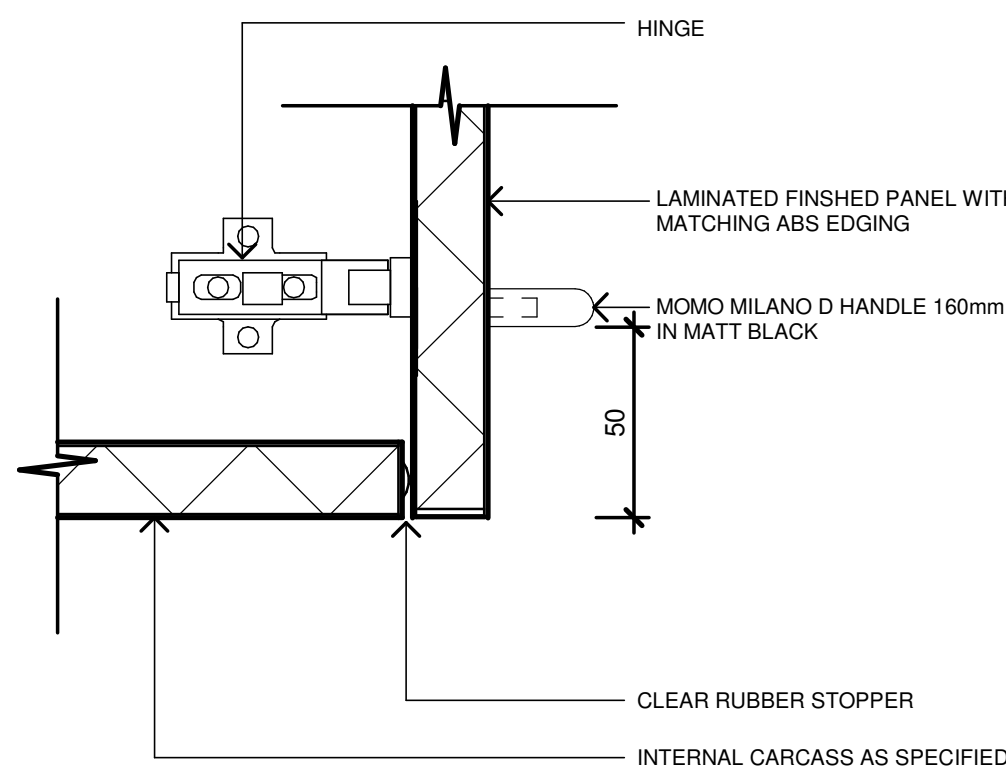
4 GENERAL SKIRTING DETAIL
1 : 2



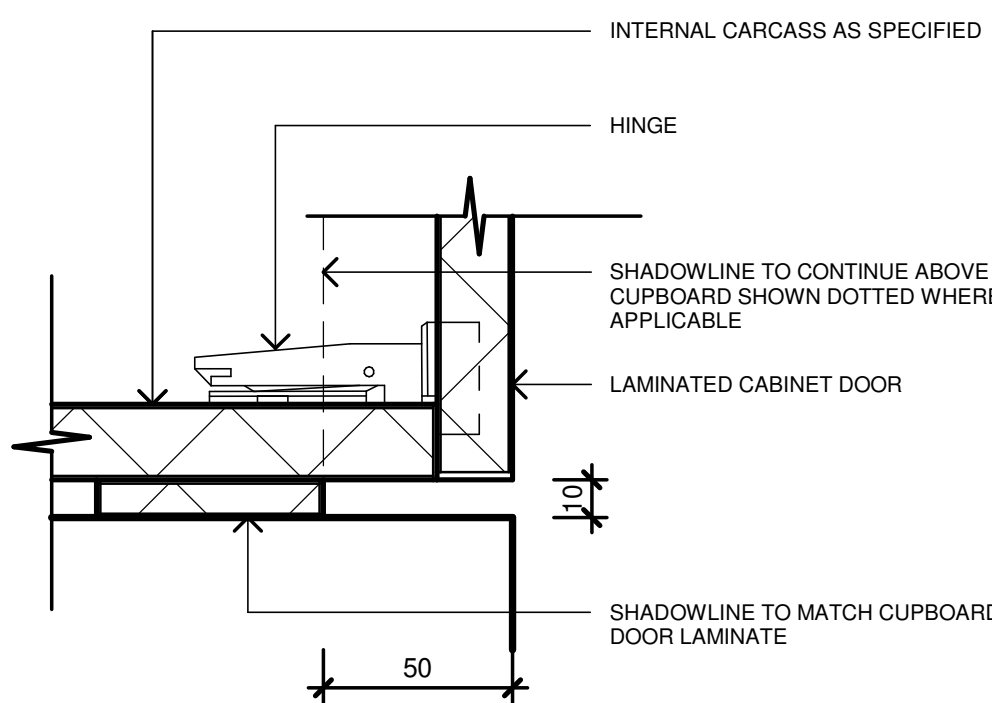
5 GENERAL SKIRTING-CUTOUT
1 : 2



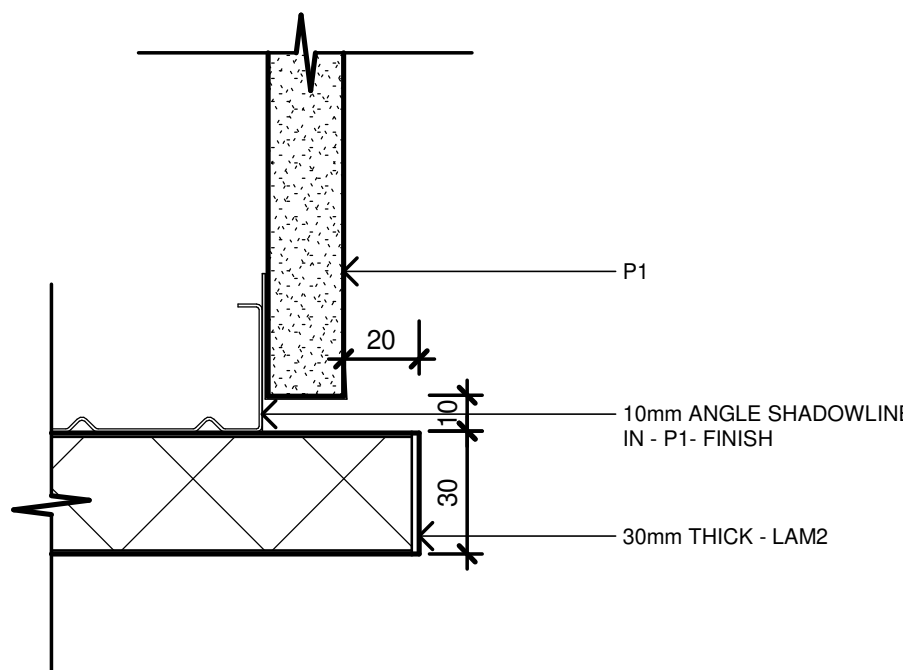
10 SKIRTING DUCT DETAIL
1 : 2



6 OVERHEAD CUPBOARD DETAIL
1 : 2



7 SHADOWLINE DETAIL
1 : 2



8 WALL FRAME REVEAL
1 : 2

Issue No.	Date	Description	Chkd
P1	27/04/2023	80% DD FOR REVIEW	SR
P2	17/05/2023	REVISED FOC LAYOUT FOR CONSULTANT COORDINATION	JV
P3	04/07/2023	95% DESIGN DEVELOPMENT	JV
P4	28/09/2023	90% DD ISSUE	JV

Changes to this Revision

PROJECT MANAGER
NSW PUBLIC WORKS ADVISORY
James Smith
0408 694 063
james.smith@pwa.nsw.gov.au

ARCHITECT, INTERIORS, LANDSCAPE
NBRS
John Vasco
4 Glen Street, Milsons Point, NSW 2061
02 9922 2344
john.vasco@nb.rs.com.au

STRUCTURAL
NORTHROP
Rory Dale
Level 11, 345 George Street Sydney NSW 2000
02 9241 4188
rdale@northrop.com.au

CIVIL
NORTHROP
Joel DiFonzo
Level 11, 345 George Street Sydney NSW 2000
02 9156 3229
JDIFonzo@northrop.com.au

BUILDING SERVICES
NORTHROP
Brandon Shuttler
Level 2, 3 Horwood Place, Parramatta, NSW 2150
02 9156 3013
BShuttler@northrop.com.au

NCC CONSULTANT
MBG GROUP
Seb Howe
Suite 3/18 Sydney Rd, Manly NSW 2095
02 9939 1530
showe@mbg-group.com.au

Drawing Title
JOINERY STANDARD DETAILS

Project
NSW RURAL FIRE SERVICE -
MONARO FIRE CONTROL CENTRE

11 GEEBUNG ST, POLO FLAT, NSW 2630
LOT 14 DP150029
SNOWY MONARO REGIONAL COUNCIL

for
NSW RURAL FIRE SERVICE



NBRS

+61 2 9922 2344
Nominated Architect:
Andrew Duffin NSW 5602
NBRS & Partners Pty Ltd VIC 51197
Any form of replication of this drawing in full or in part without the written permission of NBRS+PARTNERS Pty Ltd constitutes an infringement of the copyright.
© 2022

nb.rs.com.au

ABN 16 002 247 565

Date 4/10/2023 2:16:59 PM

Scale 1 : 2 @ A1

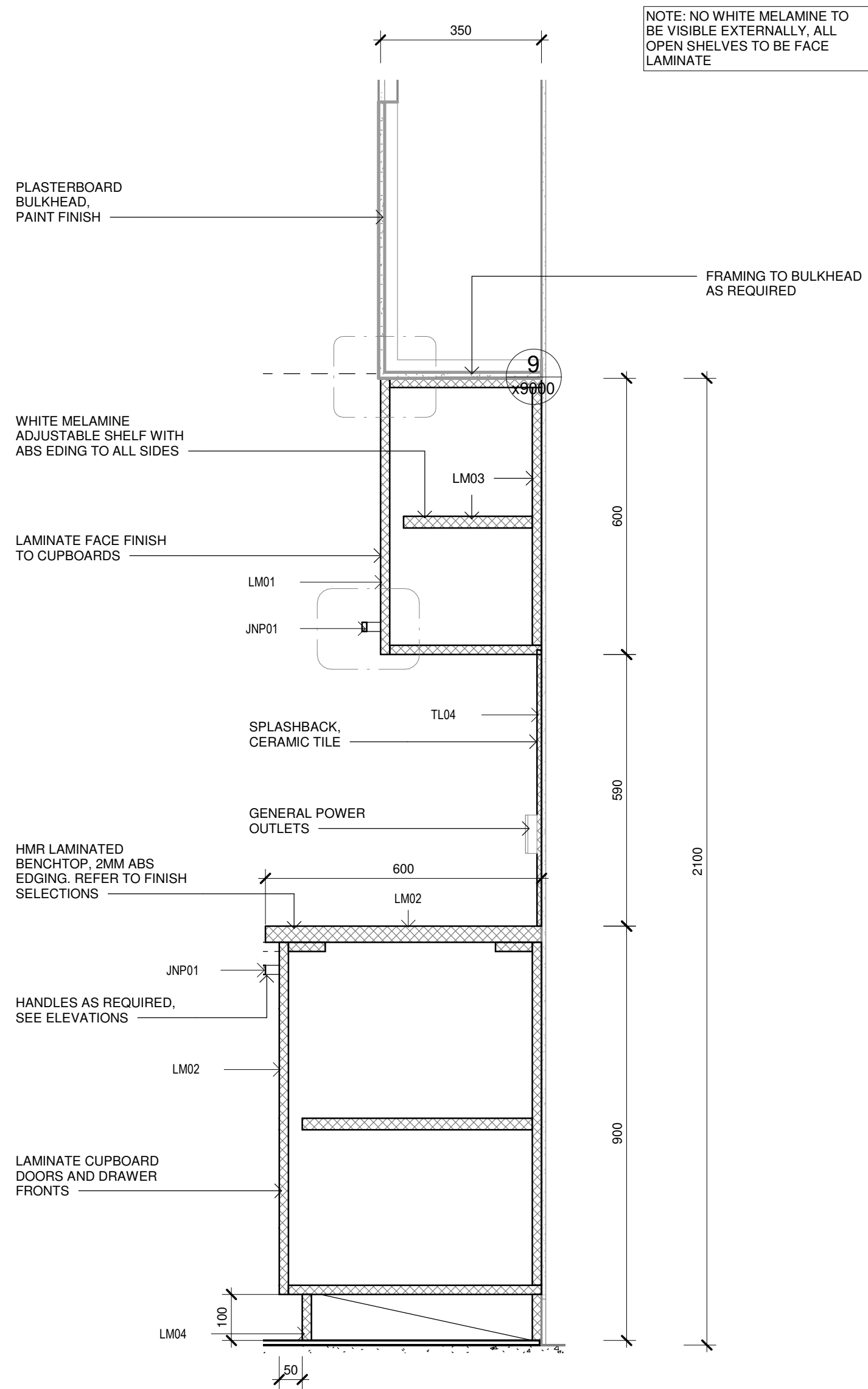
Drawing Reference

22396-NBRS-A-COO-DD-9600

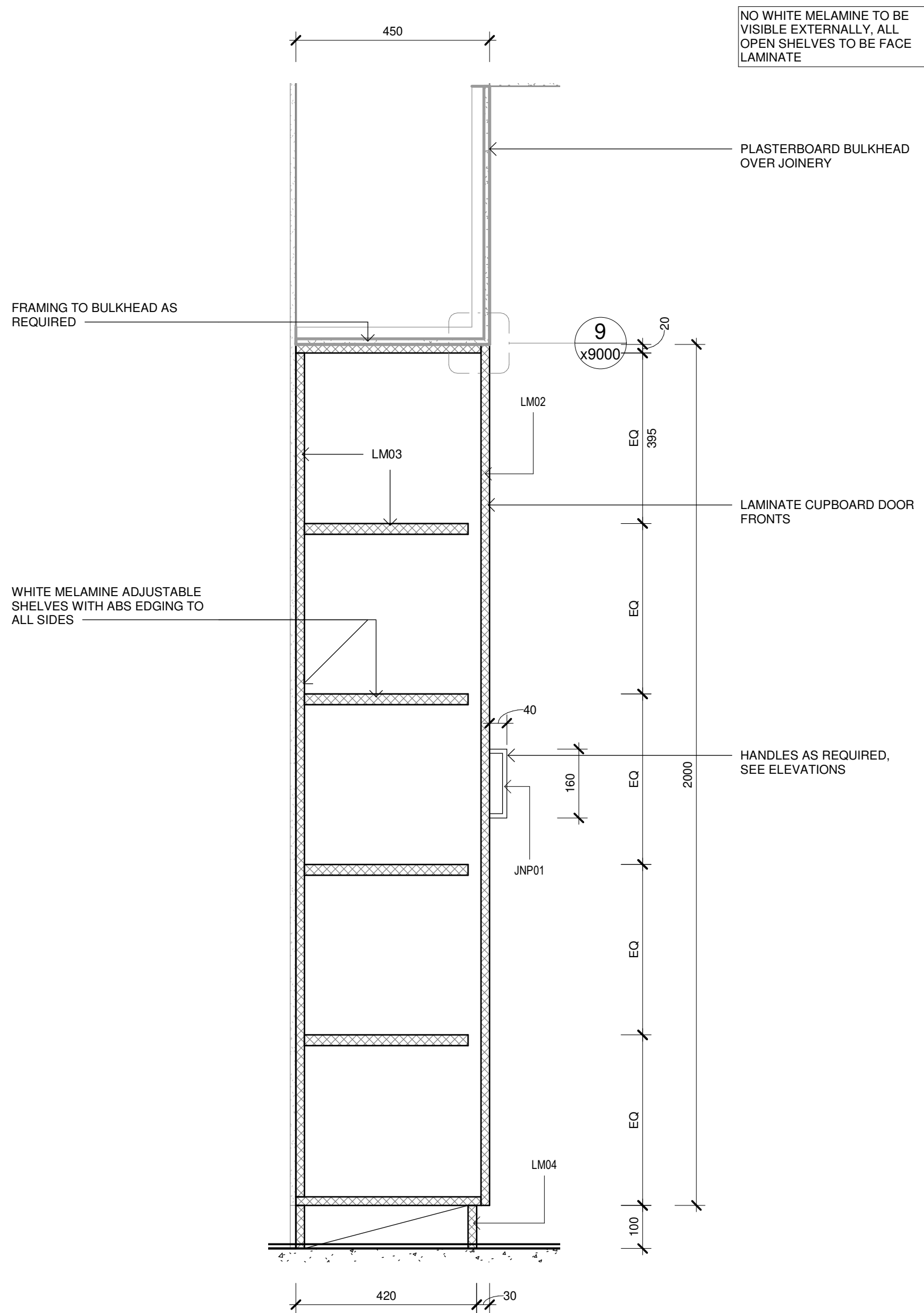
Revision

P4

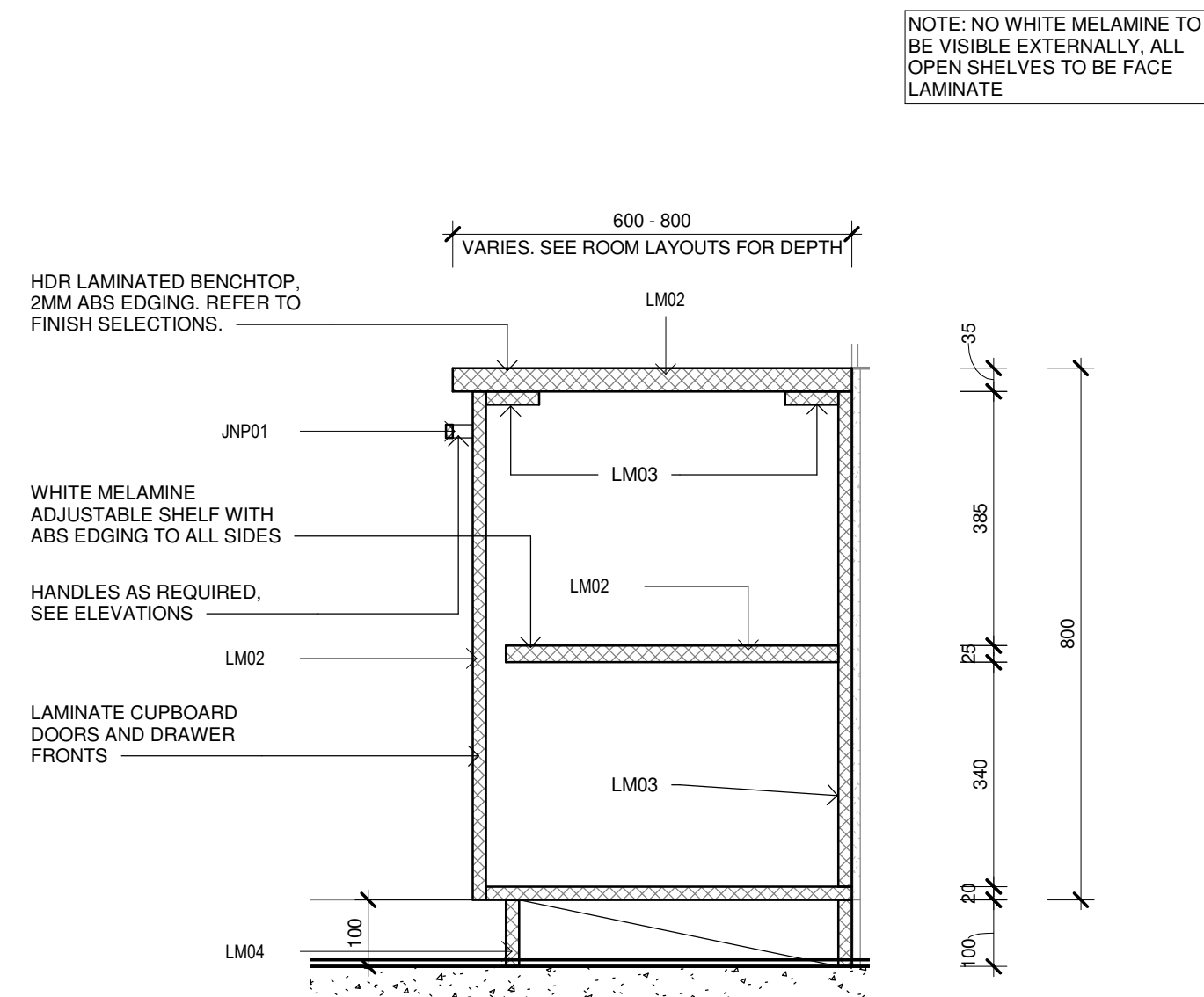
NOT FOR
CONSTRUCTION



2 TYPICAL CUPBOARD IN THE MEALS ROOM
1 : 10



1 TYPICAL FULL HEIGHT CUPBOARD
1 : 10



3 TYPICAL UTILITY CUPBOARD
1 : 10

Issue No.	Date	Description	Chkd
P1	04/07/2023	95% DESIGN DEVELOPMENT	JV
P2	28/09/2023	90% DD ISSUE	JV

Changes to this Revision

PROJECT MANAGER
NSW PUBLIC WORKS ADVISORY
James Smith
0408 694 063
james.smith@pwa.nsw.gov.au

ARCHITECT, INTERIORS, LANDSCAPE
NBRS
John Vasco
4 Glen Street, Milsons Point, NSW 2061
02 9922 2344
john.vasco@nb.rs.com.au

STRUCTURAL
NORTHROP
Rory Dale
Level 11, 345 George Street Sydney NSW 2000
02 9241 4188
rdale@northrop.com.au

CIVIL
NORTHROP
Joel DiFonzo
Level 11, 345 George Street Sydney NSW 2000
02 9156 3229
JDIFonzo@northrop.com.au

BUILDING SERVICES
NORTHROP
Brandon Shuttler
Level 2, 3 Horwood Place, Parramatta, NSW 2150
02 9156 3013
BShuttler@northrop.com.au

NCC CONSULTANT
MBC GROUP
Seb Howe
Suite 3/18 Sydney Rd, Manly NSW 2095
02 9939 1530
showe@mbc-group.com.au

Drawing Title
JOINERY TYPICAL CUPBOARD DETAILS

Project
NSW RURAL FIRE SERVICE - MONARO FIRE CONTROL CENTRE

11 GEEBUNG ST, POLO FLAT, NSW 2630
LOT 14 DP150029
SNOWY MONARO REGIONAL COUNCIL

for
NSW RURAL FIRE SERVICE



NBRS

+61 2 9922 2344
Nominated Architect:
Andrew Duffin NSW 5602
NBRS & Partners Pty Ltd VIC 51197
Any form of replication of this drawing in full or in part without the written permission of NBRS-PARTNERS Pty Ltd constitutes an infringement of the copyright.
© 2022

nb.rs.com.au

ABN 16 002 247 565

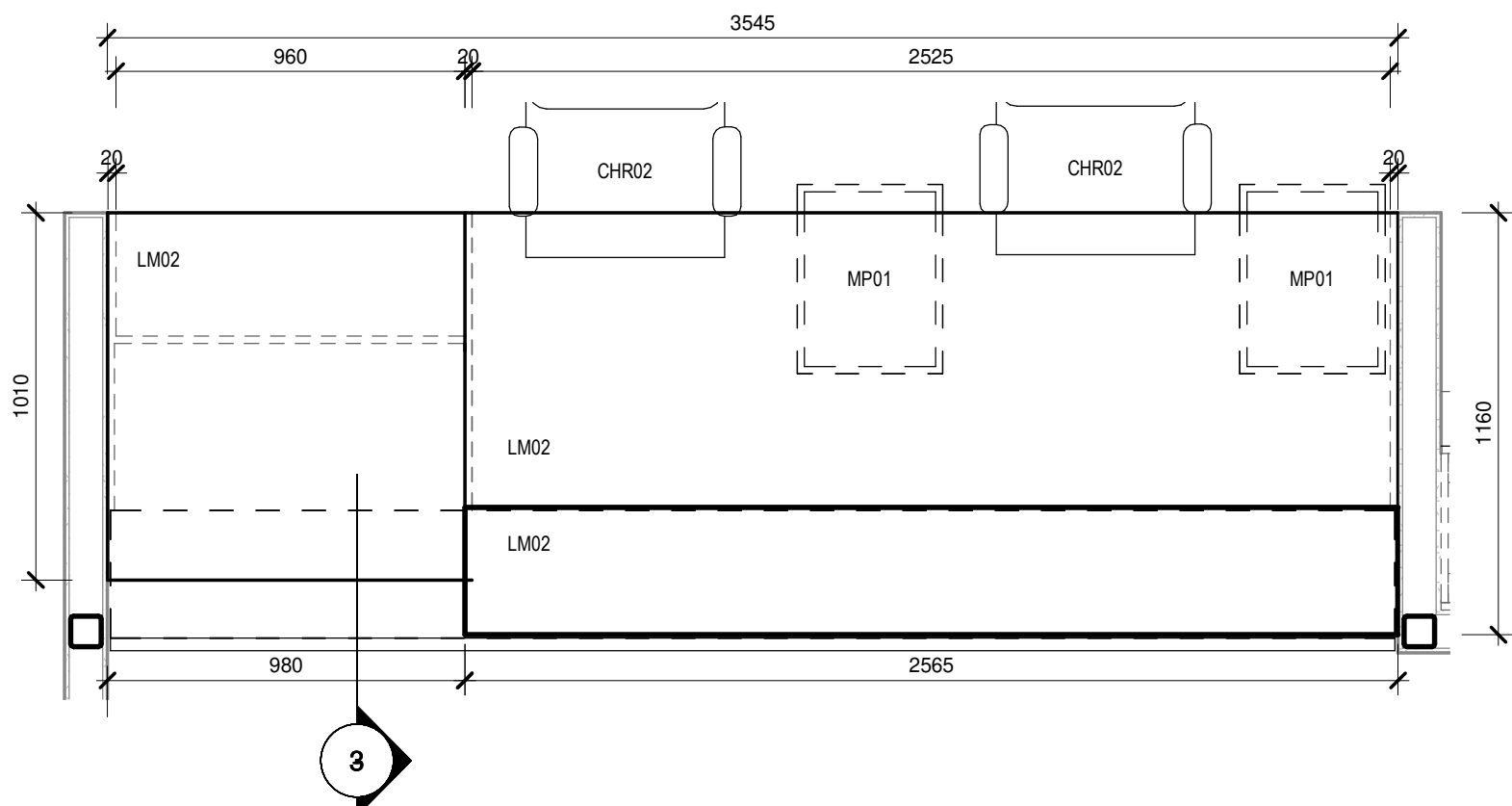
Date 4/10/2023 2:17:01 PM
Scale 1 : 10 @ A1

Drawing Reference

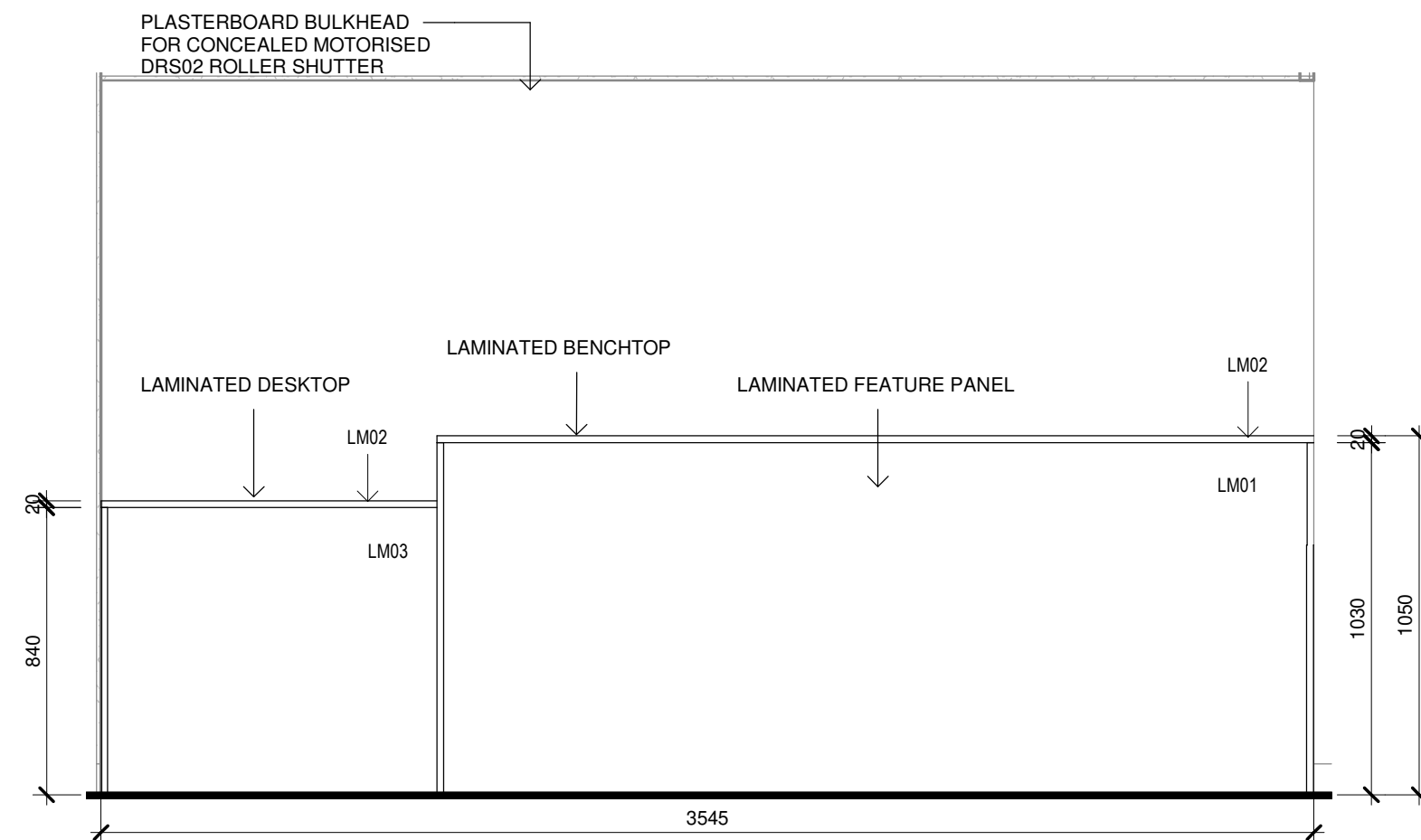
22396-NBRS-A-COO-DD-9610 P2

Revision

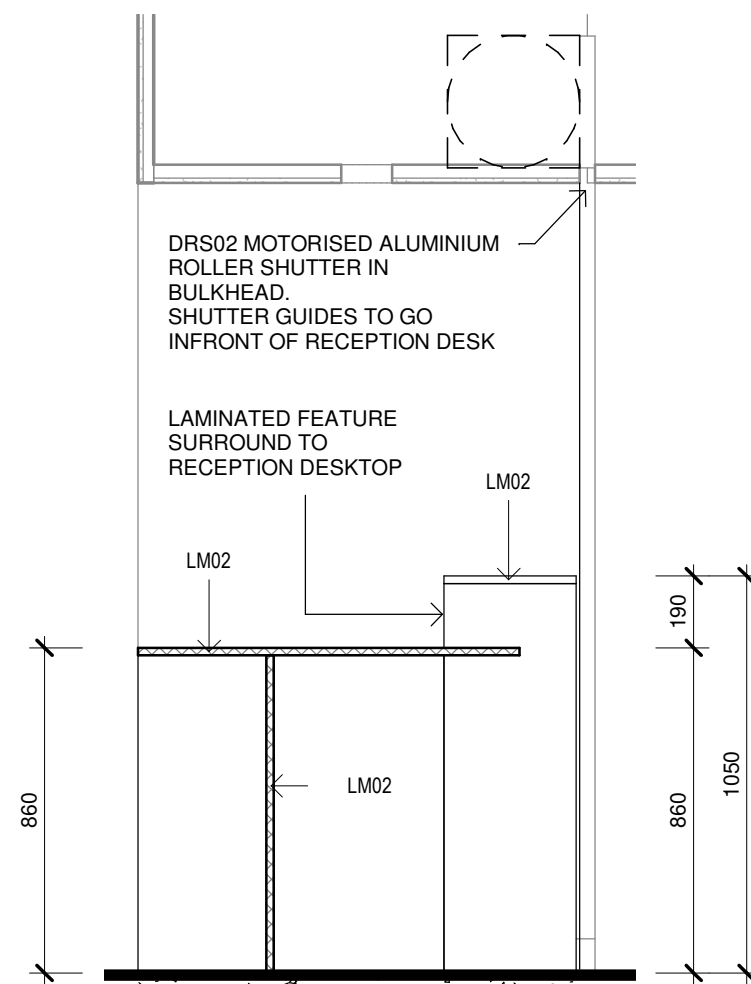
NOT FOR CONSTRUCTION



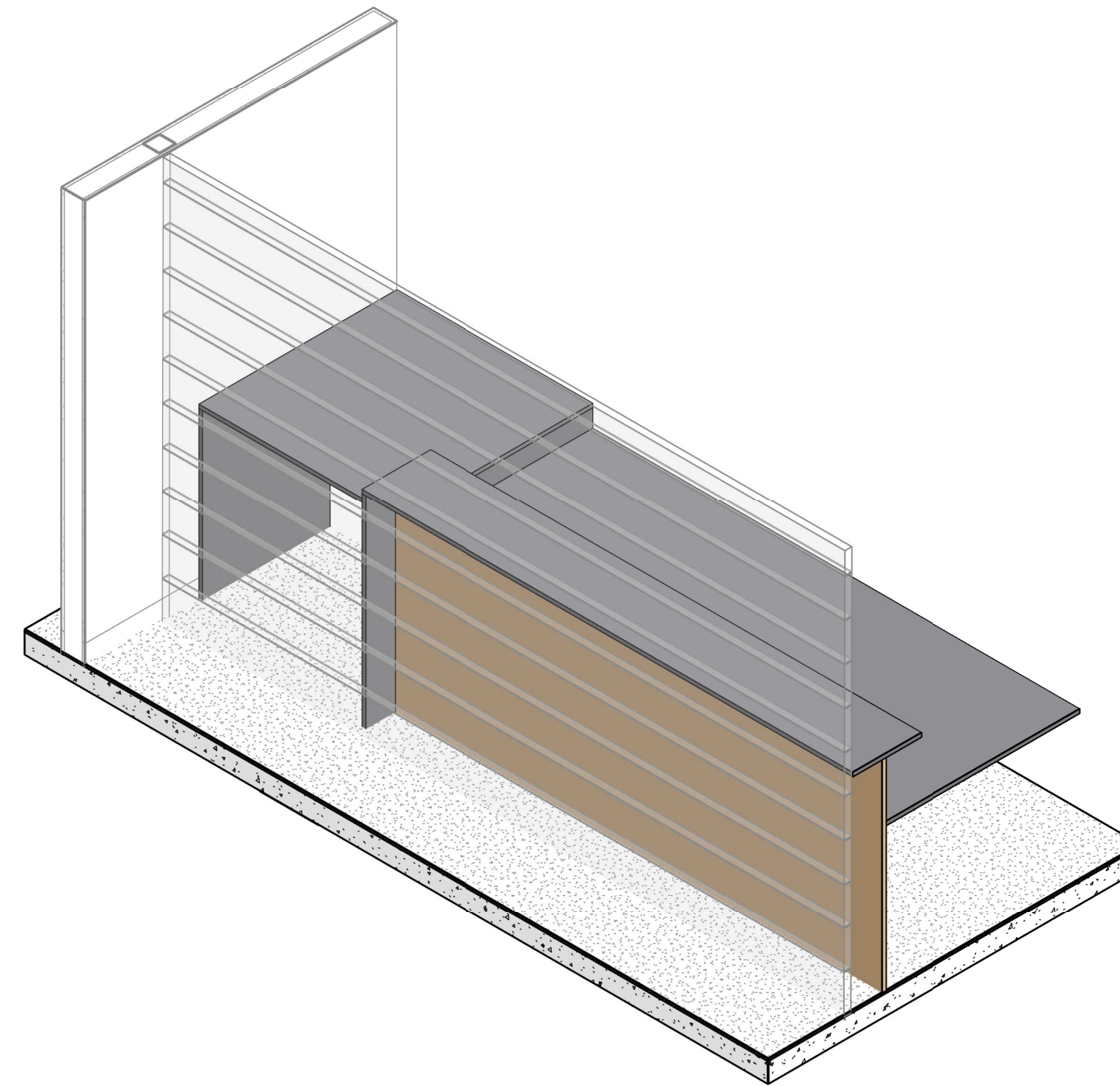
1 JN01-RECEPTION DESK PLAN
1 : 20



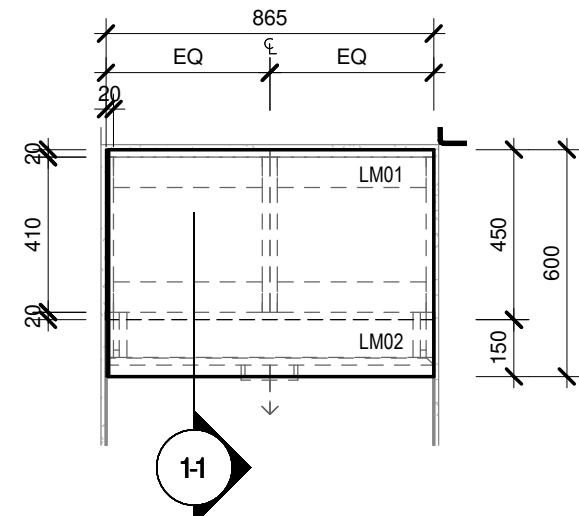
2 F.11-JN01-RECEPTION DESK-ELEVATION
1 : 20



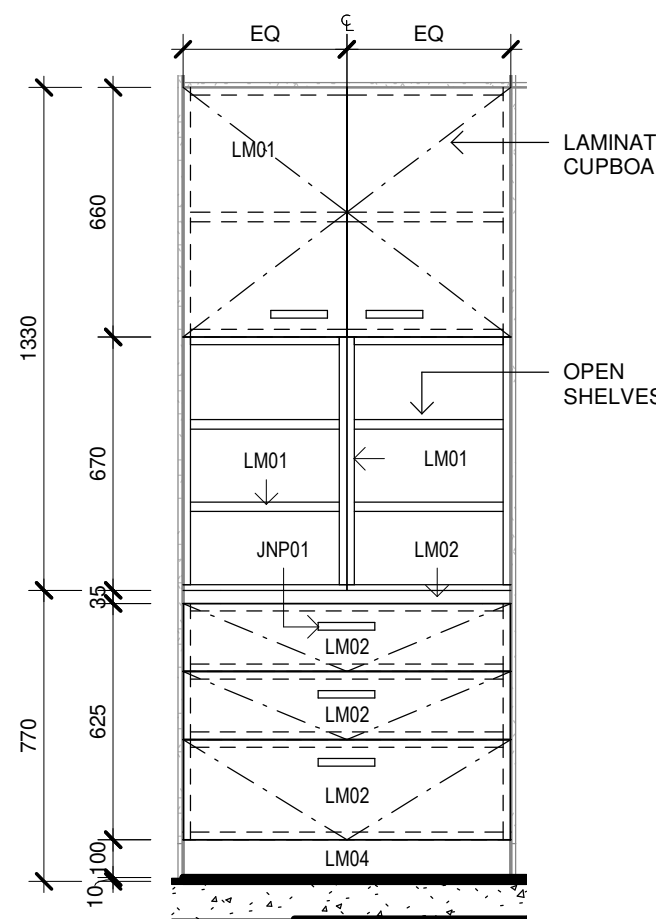
3 F.11-JN01-RECEPTION DESK-SECTION
1 : 20



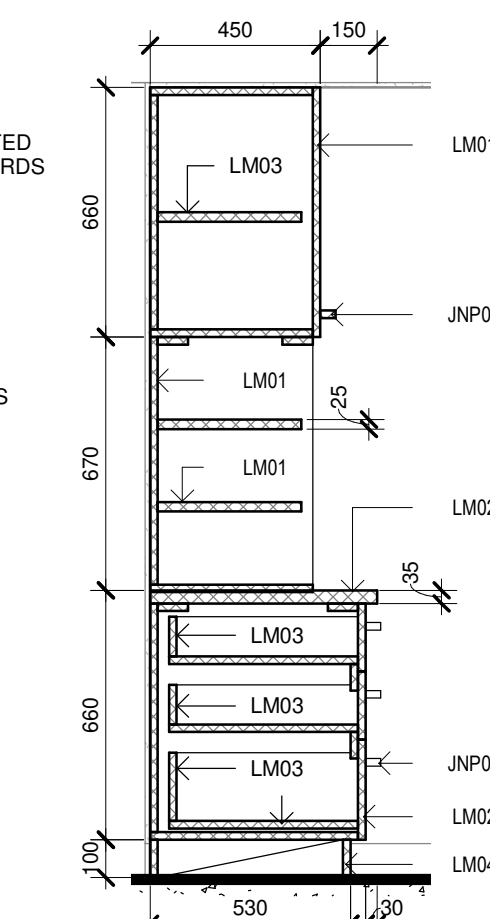
4 JN01-RECEPTION DESK-3D



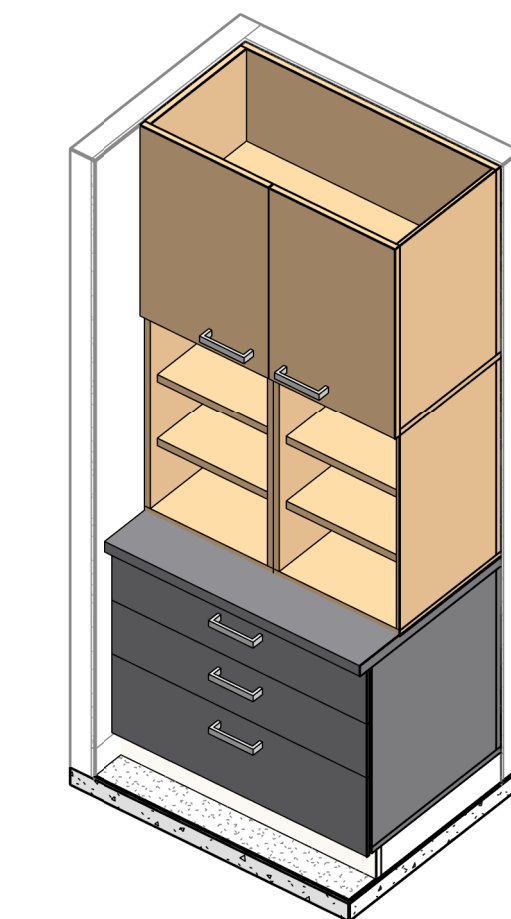
9 JN02-PLAN
1 : 20



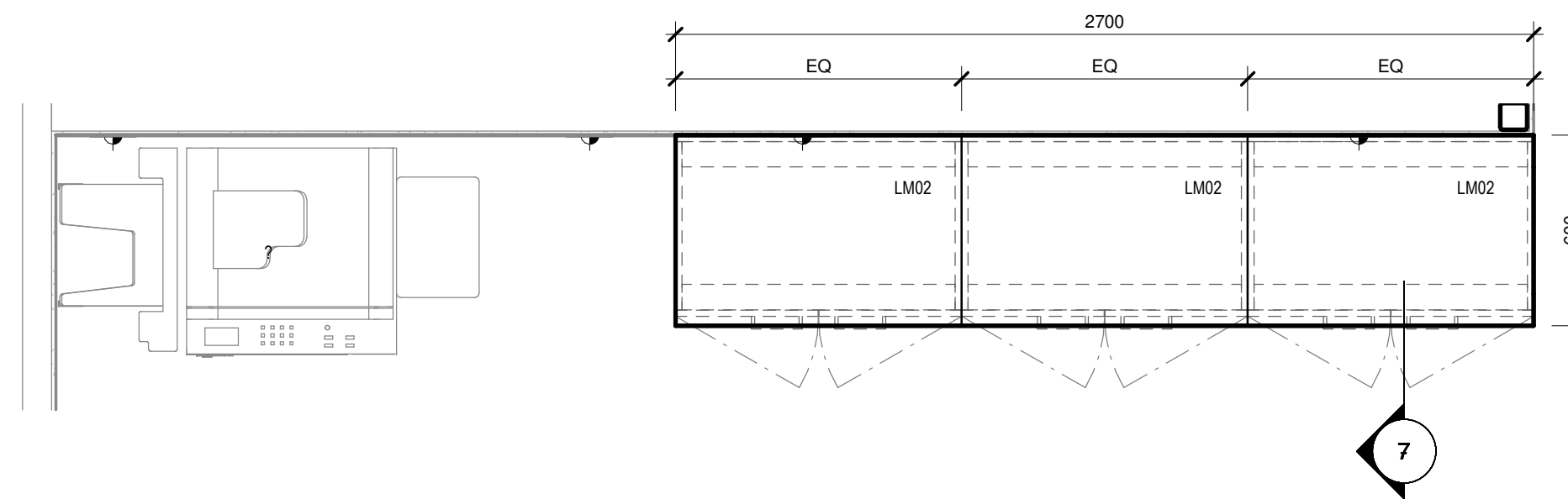
10 F.11-JN02-ELEV
1 : 20



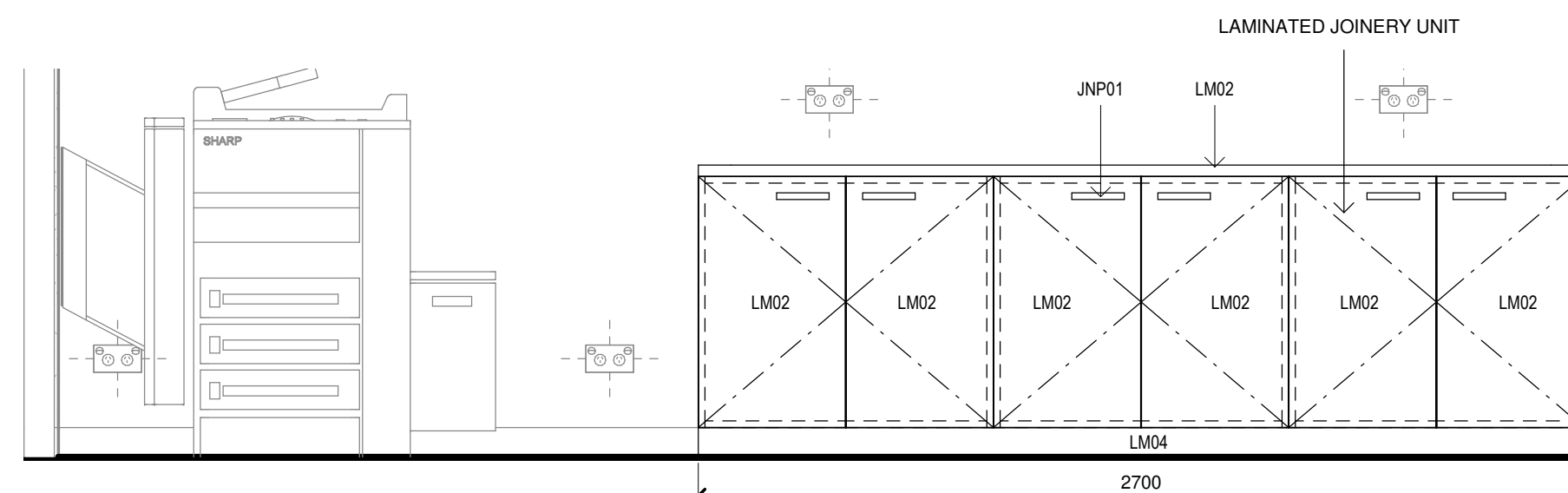
11 F.11-JN02-SECTION
1 : 20



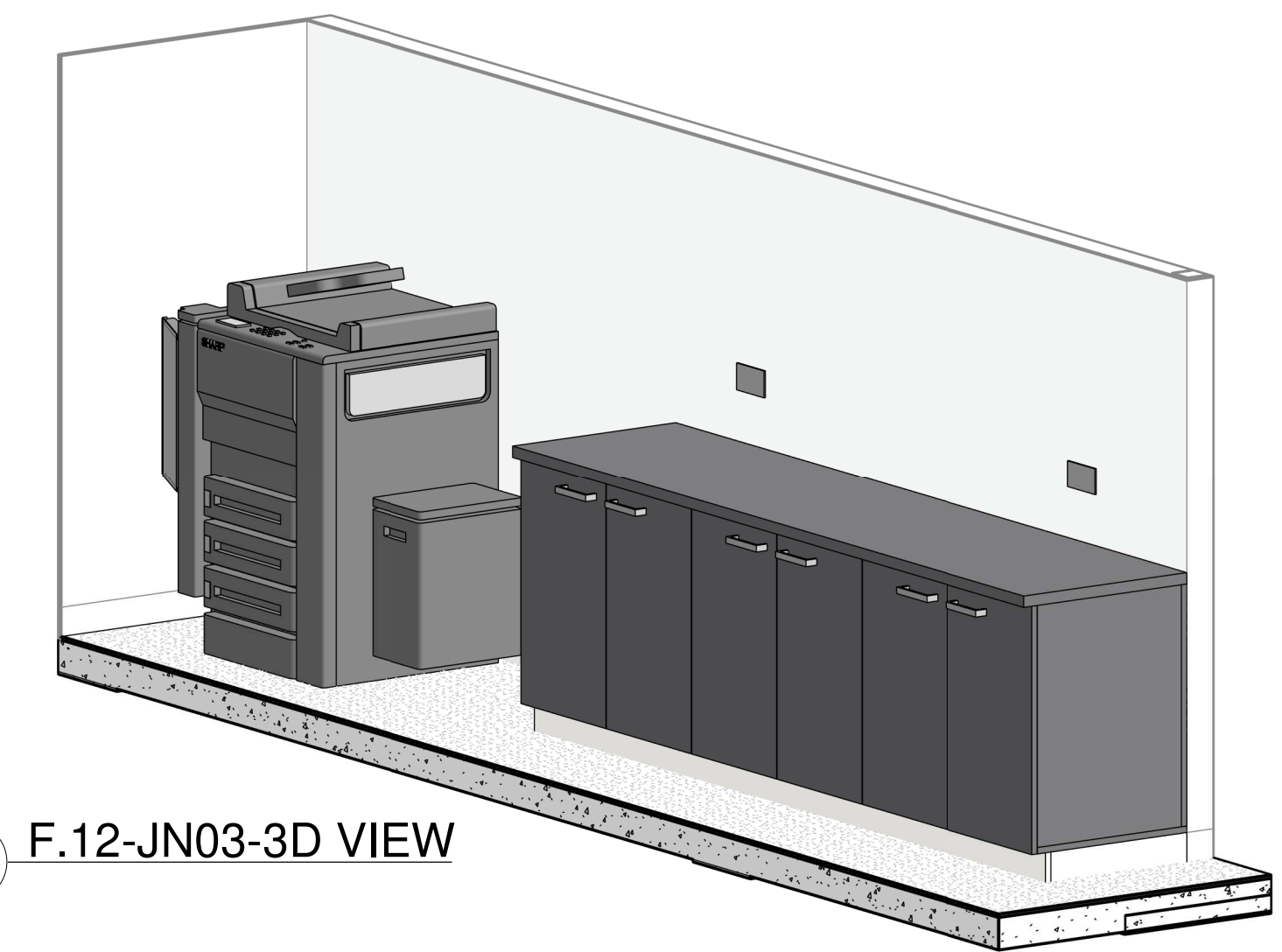
12 F.11-JN02-3D



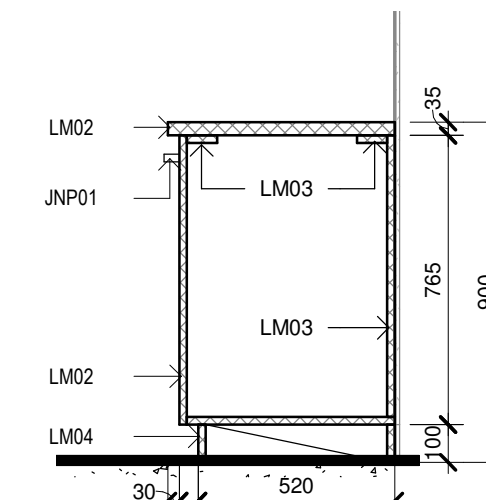
5 JN03-STORAGE-PLAN
1 : 20



6 F.12-JN03-STORAGE-ELEVATION
1 : 20



8 F.12-JN03-3D VIEW



7 F.12-JN03-STORAGE-ELEVATION
1 : 20

Issue No.	Date	Description	Chkd
P1	27/04/2023	80% DD FOR REVIEW	SR
P2	17/05/2023	REVISED FOC LAYOUT FOR CONSULTANT COORDINATION	JV
P3	04/07/2023	95% DESIGN DEVELOPMENT	JV
P4	28/09/2023	90% DD ISSUE	JV

Changes to this Revision

PROJECT MANAGER
NSW PUBLIC WORKS ADVISORY
James Smith
0408 694 063
james.smith@pwa.nsw.gov.au

ARCHITECT, INTERIORS, LANDSCAPE
NBRS
John Vasco
4 Glen Street, Milsom Point, NSW 2061
02 9922 2344
john.vasco@nb.rs.com.au

STRUCTURAL
NORTHROP
Rory Dale
Level 11, 345 George Street Sydney NSW 2000
02 9241 4188
rdale@northrop.com.au

CIVIL
NORTHROP
Joel DiFonzo
Level 11, 345 George Street Sydney NSW 2000
02 9156 3229
jdiFonzo@northrop.com.au

BUILDING SERVICES
NORTHROP
Brandon Shuttler
Level 2, 3 Horwood Place, Parramatta, NSW 2150
02 9156 3013
bshuttler@northrop.com.au

NCC CONSULTANT
MBG GROUP
Seb Howe
Suite 3/18 Sydney Rd, Manly NSW 2095
02 9939 1530
showe@mbg-group.com.au

Drawing Title
JOINERY DETAILS - SHEET 01

Project
NSW RURAL FIRE SERVICE - MONARO FIRE CONTROL CENTRE
11 GEEBUNG ST, POLO FLAT, NSW 2630
LOT 14 DP150029
SNOWY MONARO REGIONAL COUNCIL
for
NSW RURAL FIRE SERVICE



NBRS
+61 2 9922 2344
Nominated Architect:
Andrew Duffin NSW 5602
NBRS & Partners Pty Ltd VIC 51197
Any form of replication of this drawing in full or in part without the written permission of NBRS-PARTNERS Pty Ltd constitutes an infringement of the copyright.
© 2022

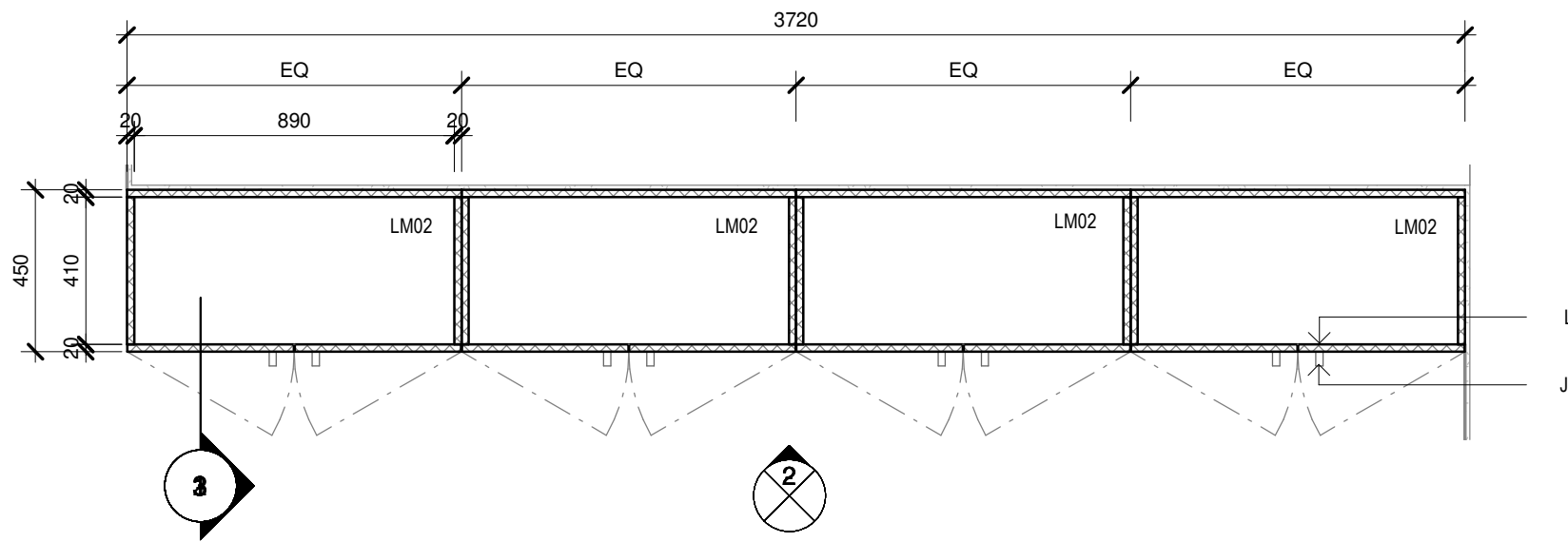
nb.rs.com.au

ABN 16 002 247 565

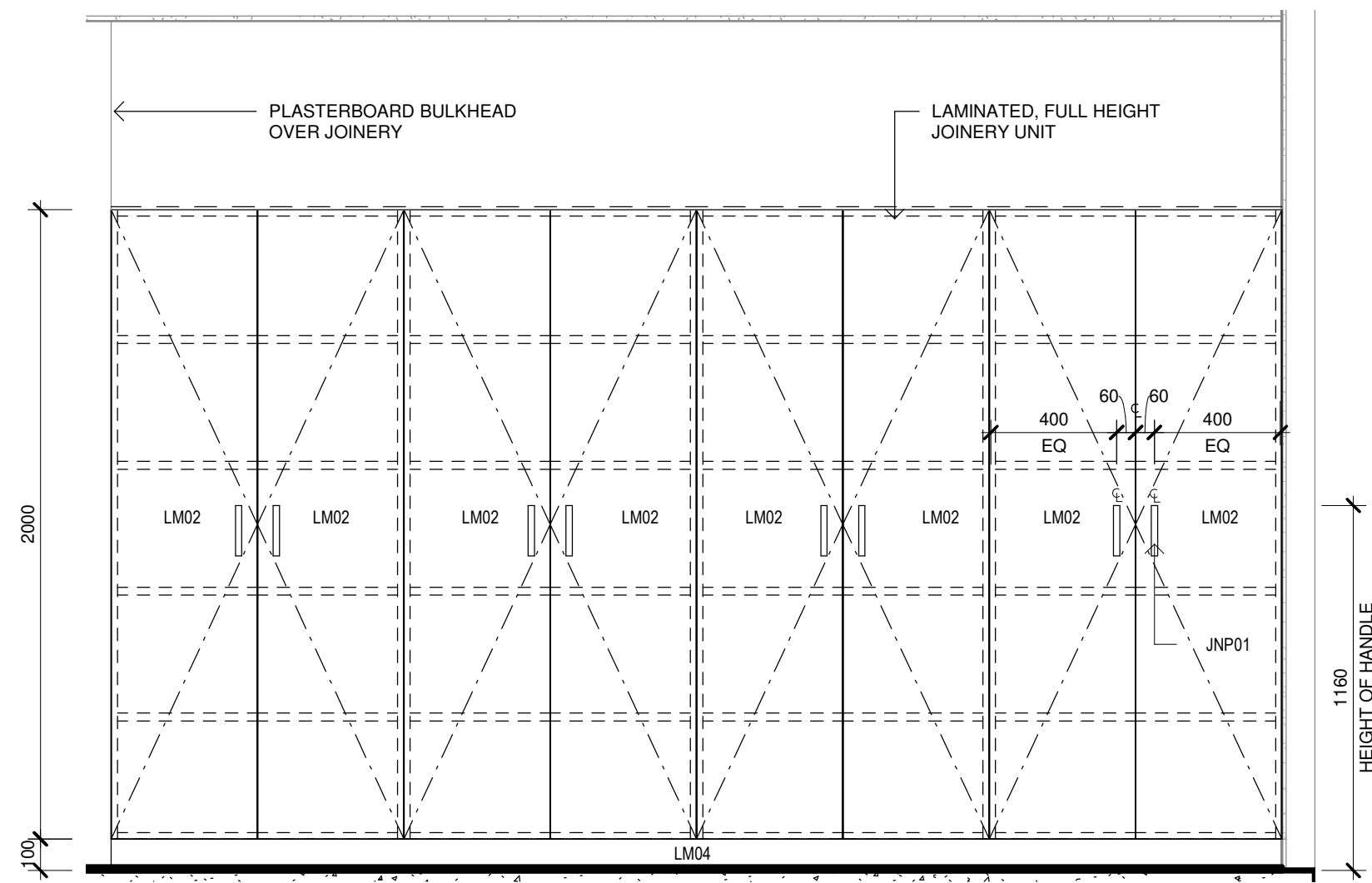
Date 4/10/2023 2:17:08 PM
Scale 1 : 20 @ A1

Drawing Reference
22396-NBRS-A-COO-DD-9611
Revision
P4

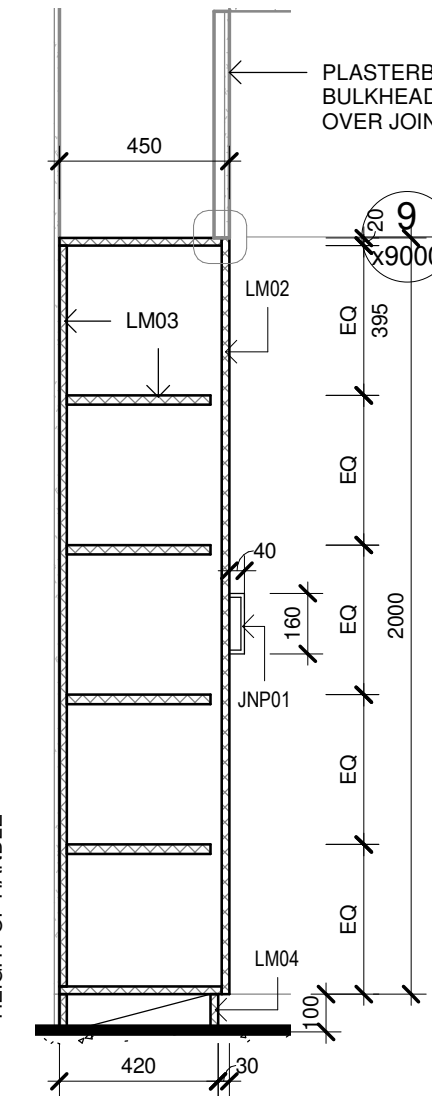
NOT FOR CONSTRUCTION



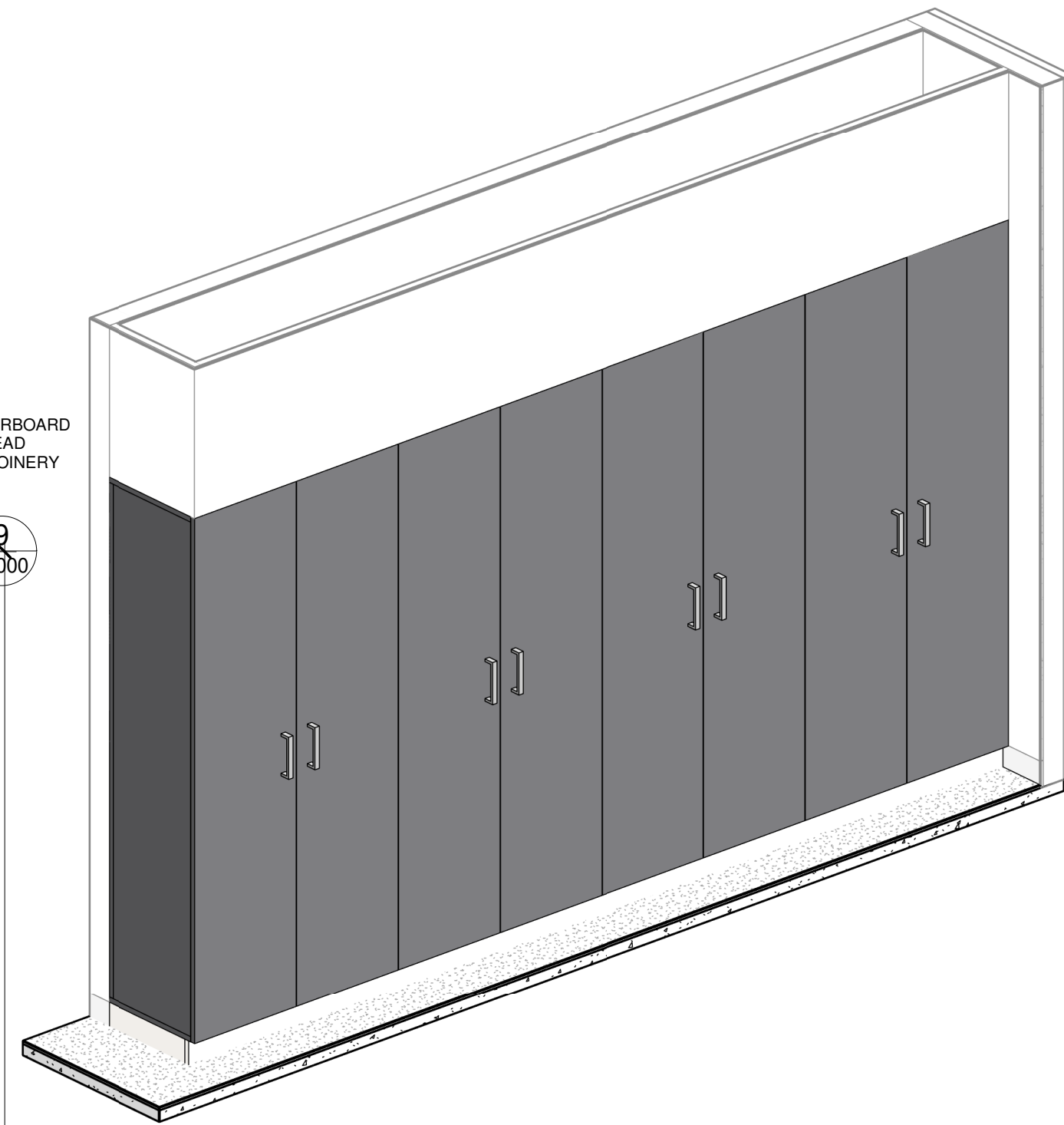
1 JN04-STORAGE-PLAN
1 : 20



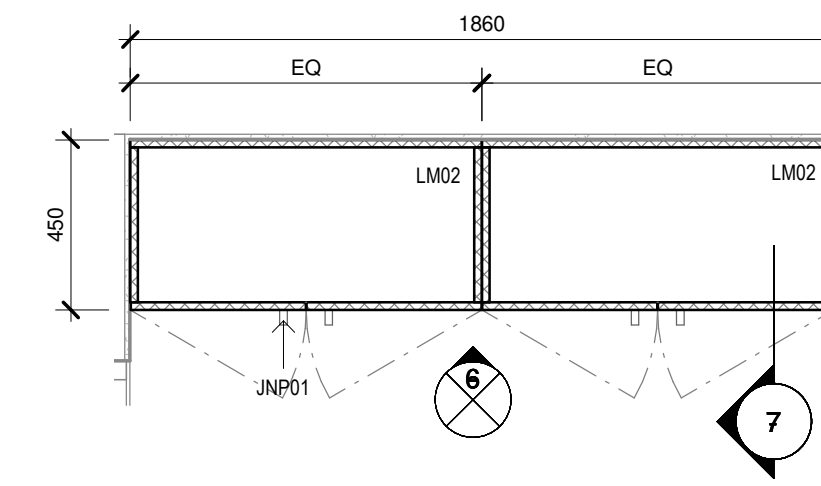
2 F.12-JN04-STORAGE-ELEVATION
1 : 20



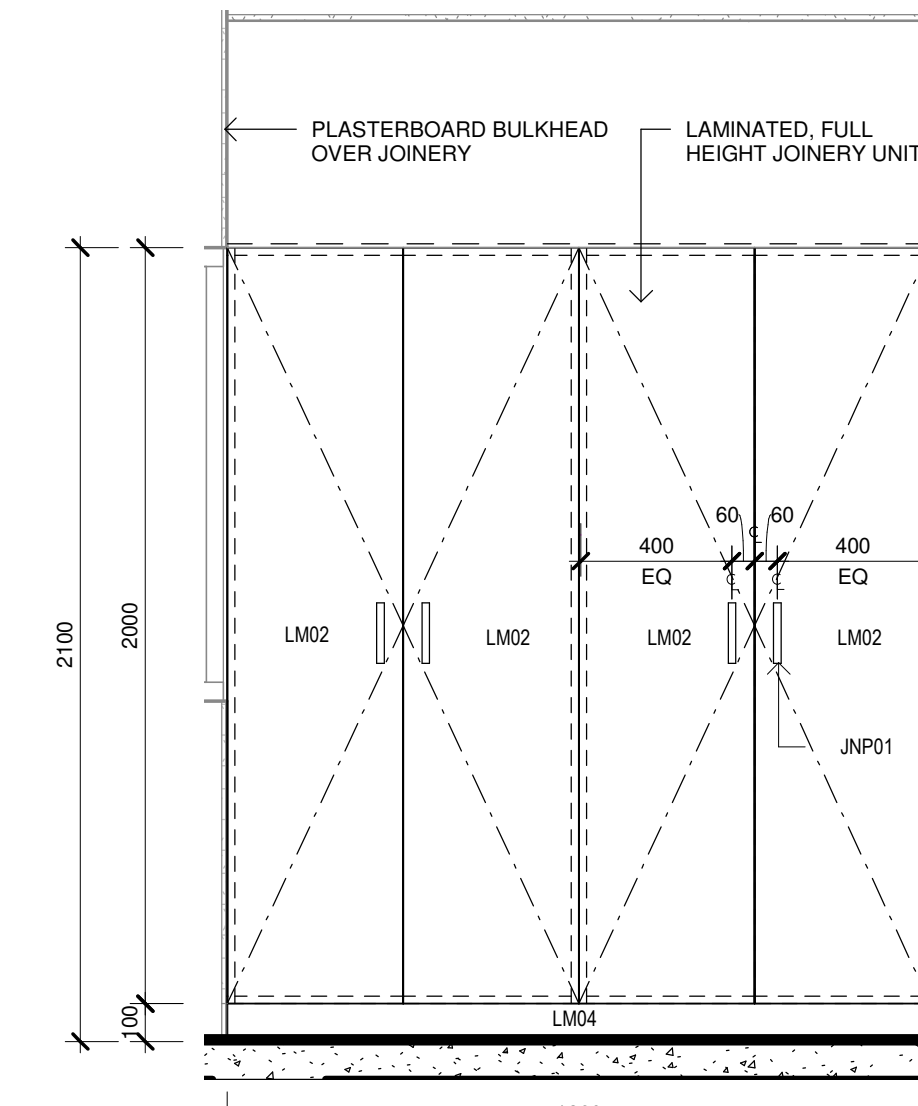
3 F.12-JN04
1 : 20



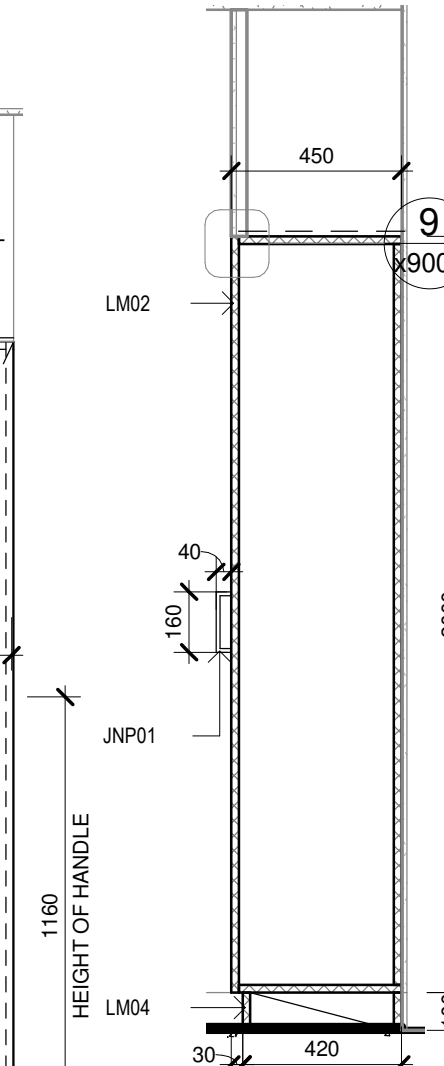
4 F.12-JN04-3D



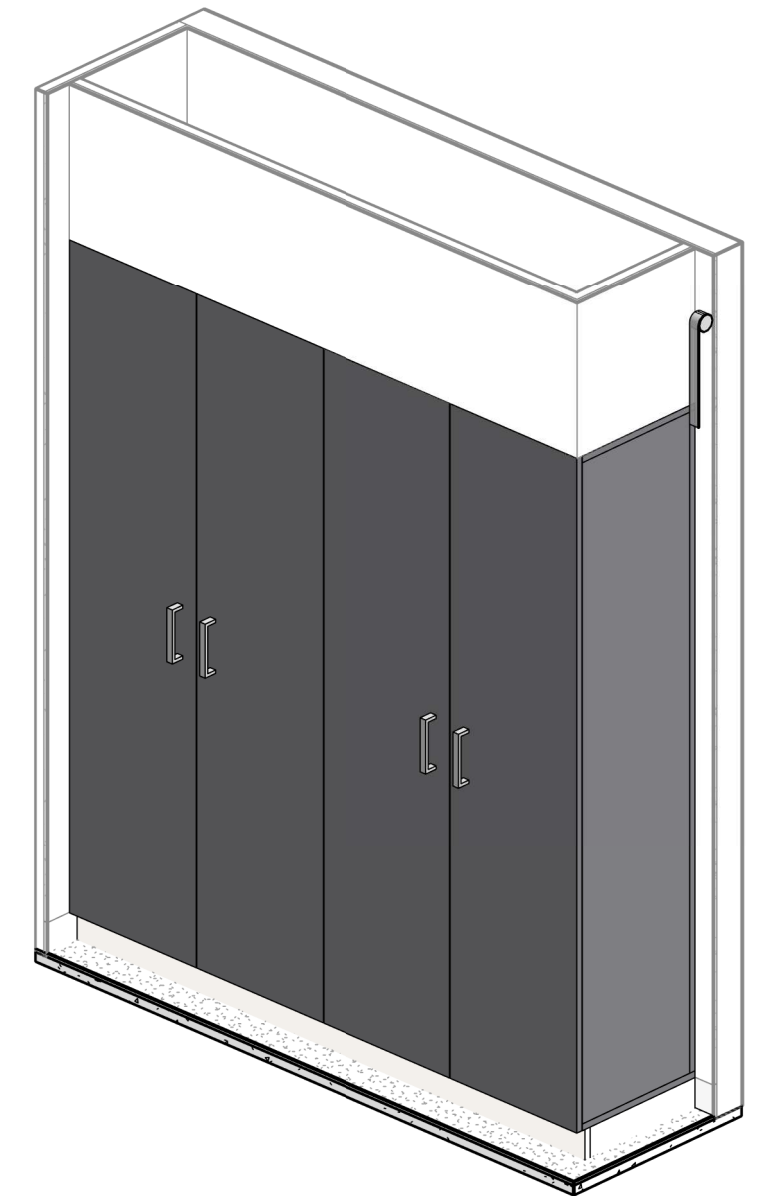
5 JN06-STORAGE-PLAN
1 : 20



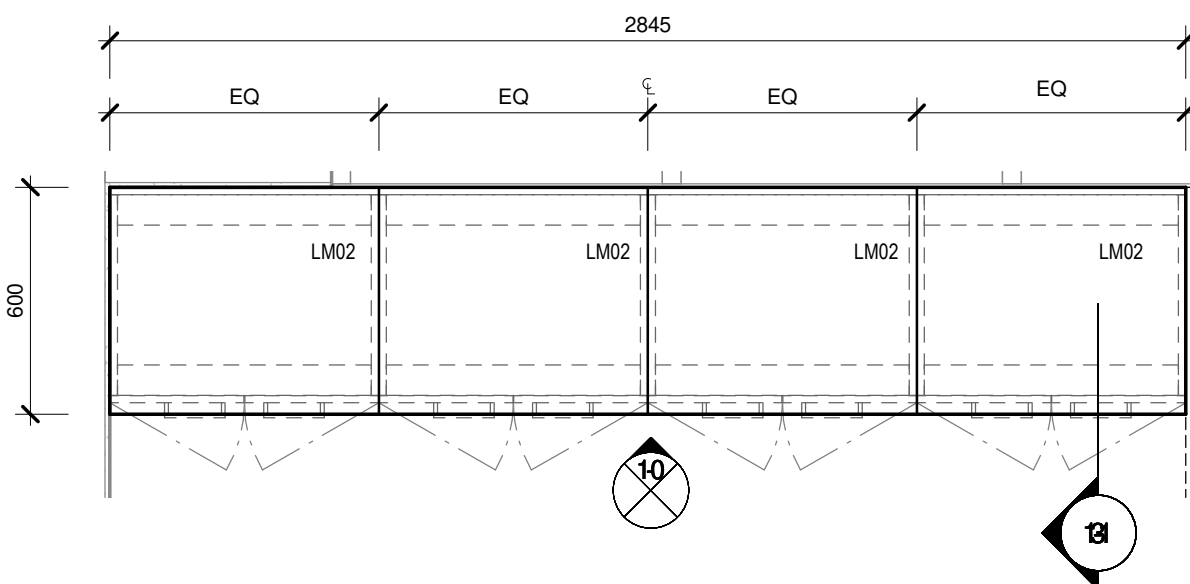
6 F.13-JN06-STORAGE-ELEVATION
1 : 20



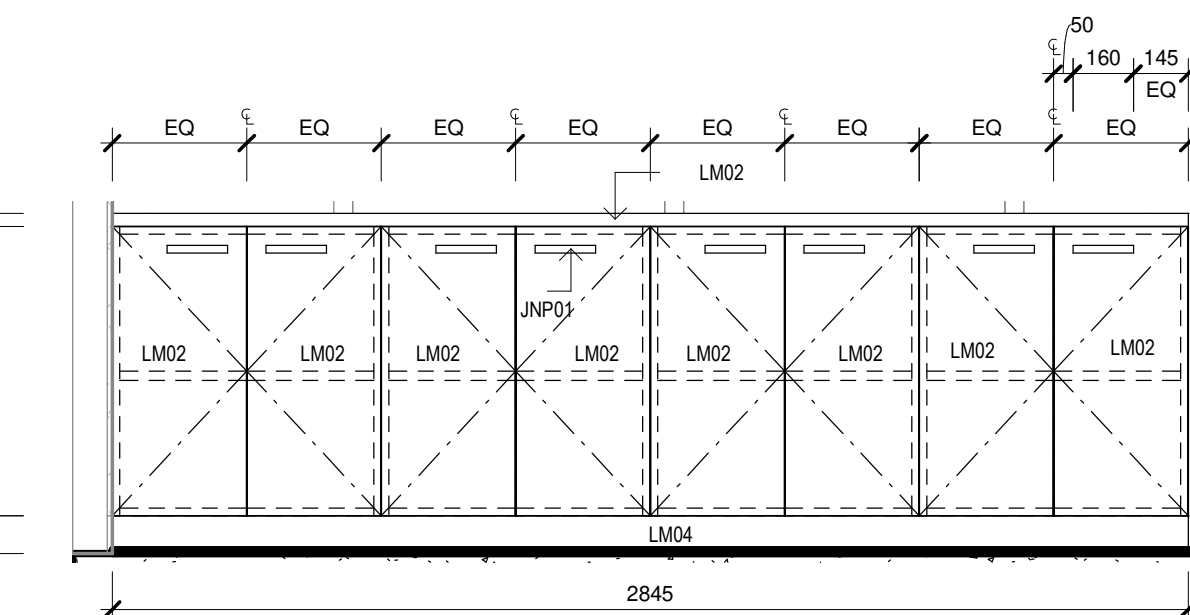
7 F.13-JN06
1 : 20



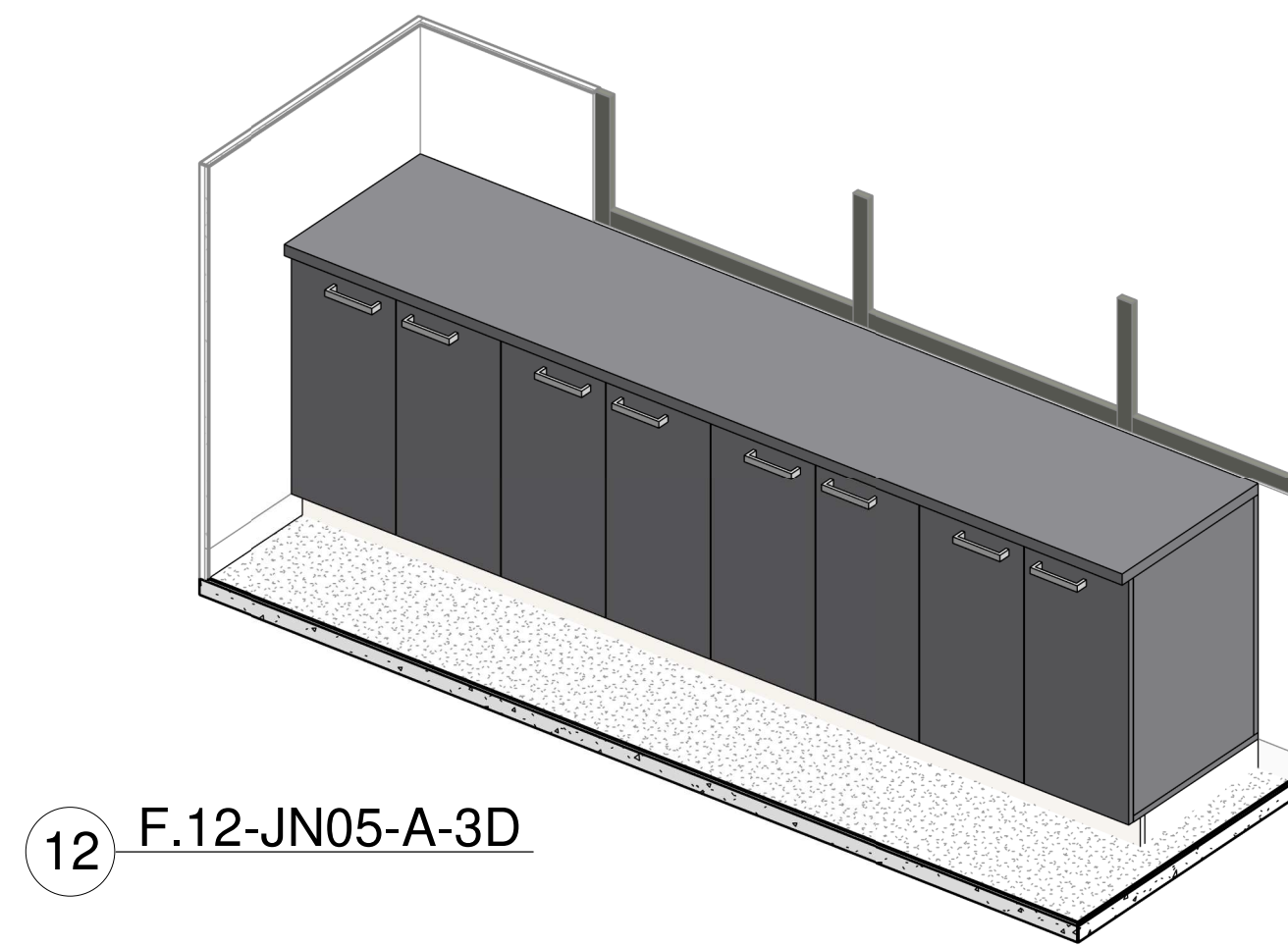
8 F.13-JN06-3D



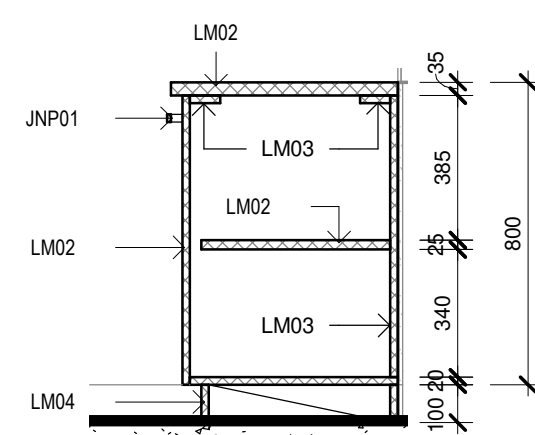
9 JN05-A-STORAGE PLAN
1 : 20



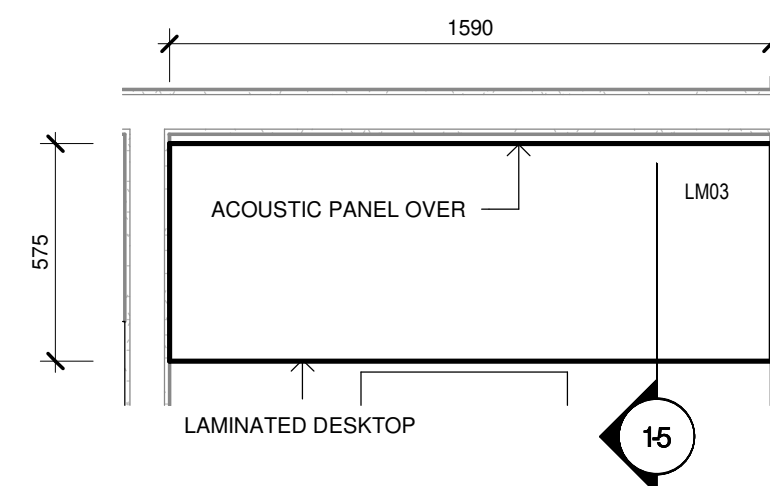
10 F.12-JN05-A-STORAGE-ELEVATION
1 : 20



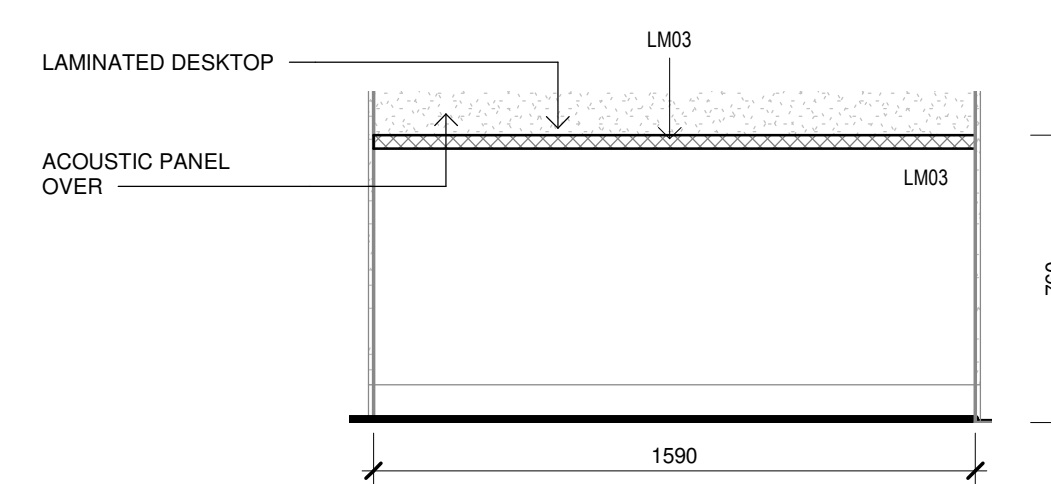
12 F.12-JN05-A-3D



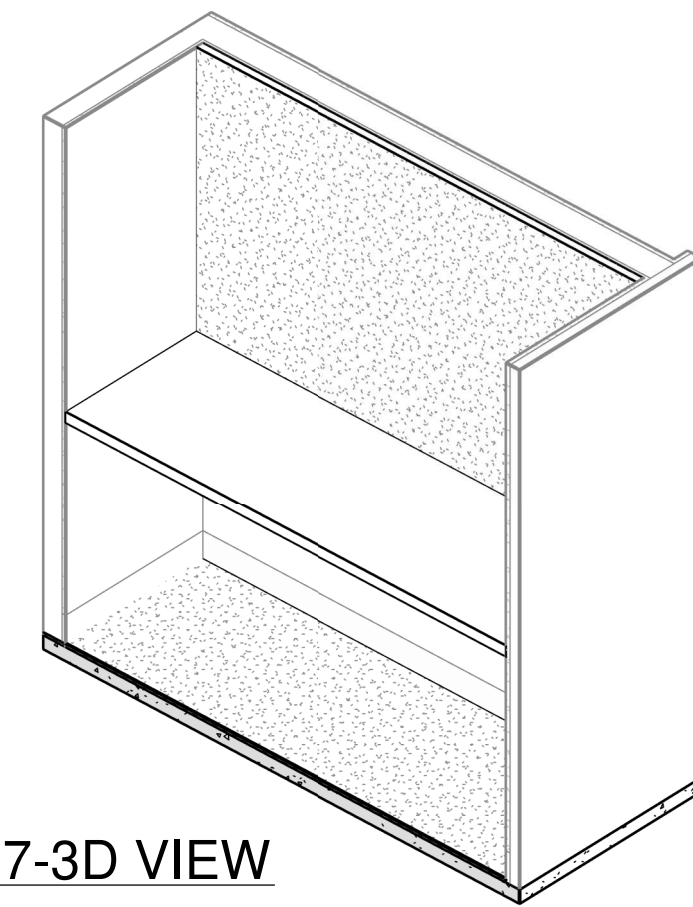
11 F.12-JN05
1 : 20



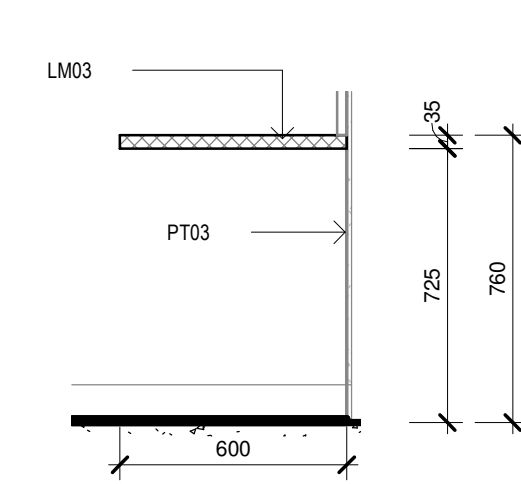
13 JN07-BENCH-PLAN
1 : 20



14 F.14-JN07-BENCH-ELEVATION
1 : 20



16 F.14-JN07-3D VIEW



15 F.14-JN07-BENCH-SECTION
1 : 20

Issue No.	Date	Description	Chkd
P1	27/04/2023	80% DD FOR REVIEW	SR
P2	17/05/2023	REVISED FOC LAYOUT FOR CONSULTANT COORDINATION	JV
P3	04/07/2023	95% DESIGN DEVELOPMENT	JV
P4	28/09/2023	90% DD ISSUE	JV

Changes to this Revision

PROJECT MANAGER
NSW PUBLIC WORKS ADVISORY
James Smith
0408 694 063
james.smith@pwa.nsw.gov.au

ARCHITECT, INTERIORS, LANDSCAPE
NBRS
John Vasco
4 Glen Street, Milsons Point, NSW 2061
02 9922 2344
john.vasco@nb.rs.com.au

STRUCTURAL
NORTHROP
Rory Dale
Level 11, 345 George Street Sydney NSW 2000
02 9241 4188
rdale@northrop.com.au

CIVIL
NORTHROP
Joel DiFonzo
Level 11, 345 George Street Sydney NSW 2000
02 9156 3229
jdiFonzo@northrop.com.au

BUILDING SERVICES
NORTHROP
Brandon Shuttler
Level 2, 3 Horwood Place, Parramatta, NSW 2150
02 9156 3013
bshuttler@northrop.com.au

NCC CONSULTANT
MBG GROUP
Seb Howe
Suite 3/18 Sydney Rd, Manly NSW 2095
02 9939 1530
showe@mbg-group.com.au

Drawing Title
JOINERY DETAILS - SHEET 02

Project
NSW RURAL FIRE SERVICE - MONARO FIRE CONTROL CENTRE

11 GEEBUNG ST, POLO FLAT, NSW 2630
LOT 14 DP150029
SNOWY MONARO REGIONAL COUNCIL

for
NSW RURAL FIRE SERVICE



NBRS
+61 2 9922 2344
Nominated Architect:
Andrew Duffin NSW 5602
NBRS & Partners Pty Ltd VIC 51197

Any form of replication of this drawing in full or in part without the written permission of NBRS-PARTNERS Pty Ltd constitutes an infringement of the copyright.

nb.rs.com.au

ABN 16 002 247 565

Date 4/10/2023 2:17:32 PM
Scale 1 : 20 @ A1

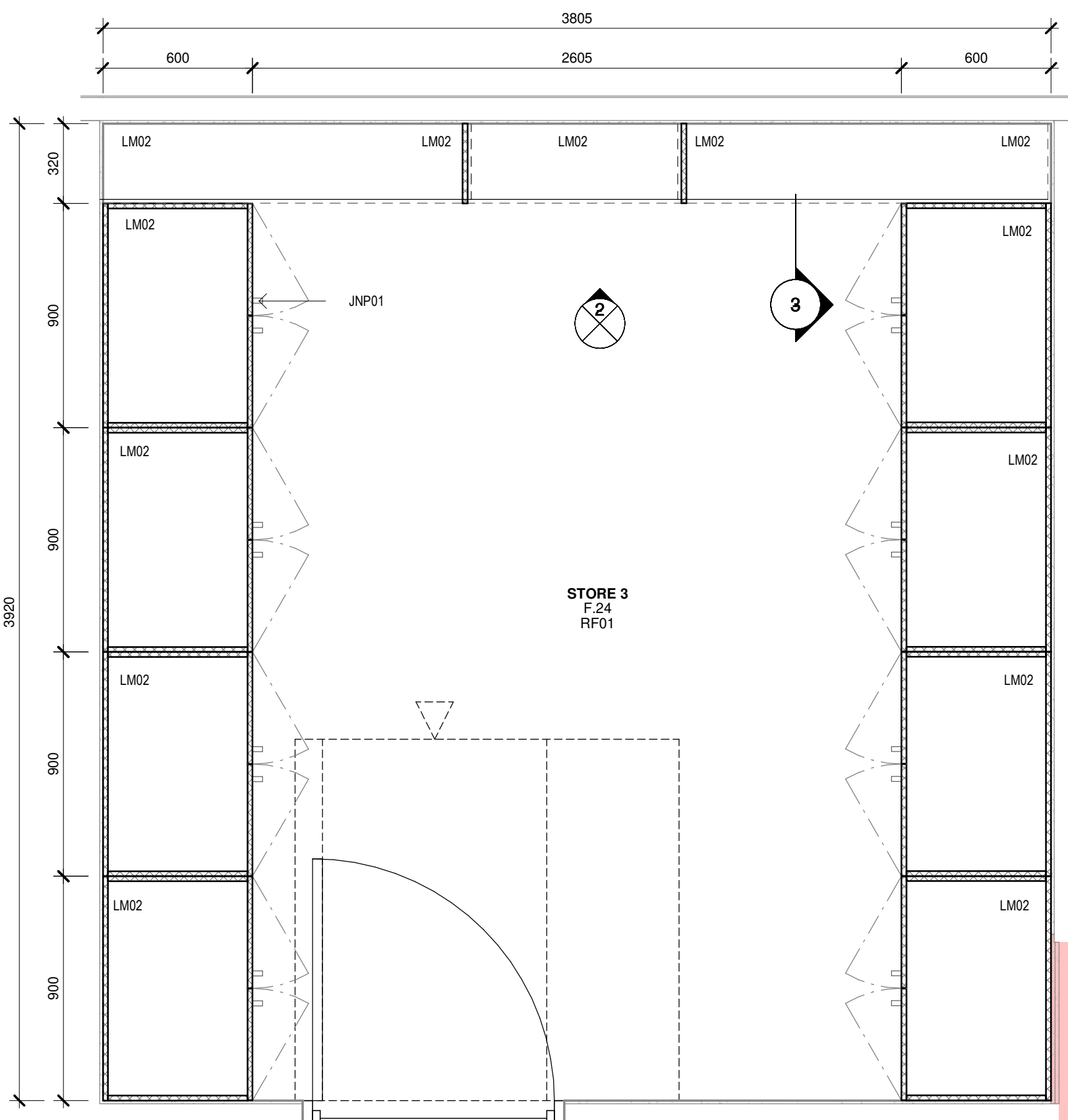
Drawing Reference

22396-NBRS-A-COO-DD-9612

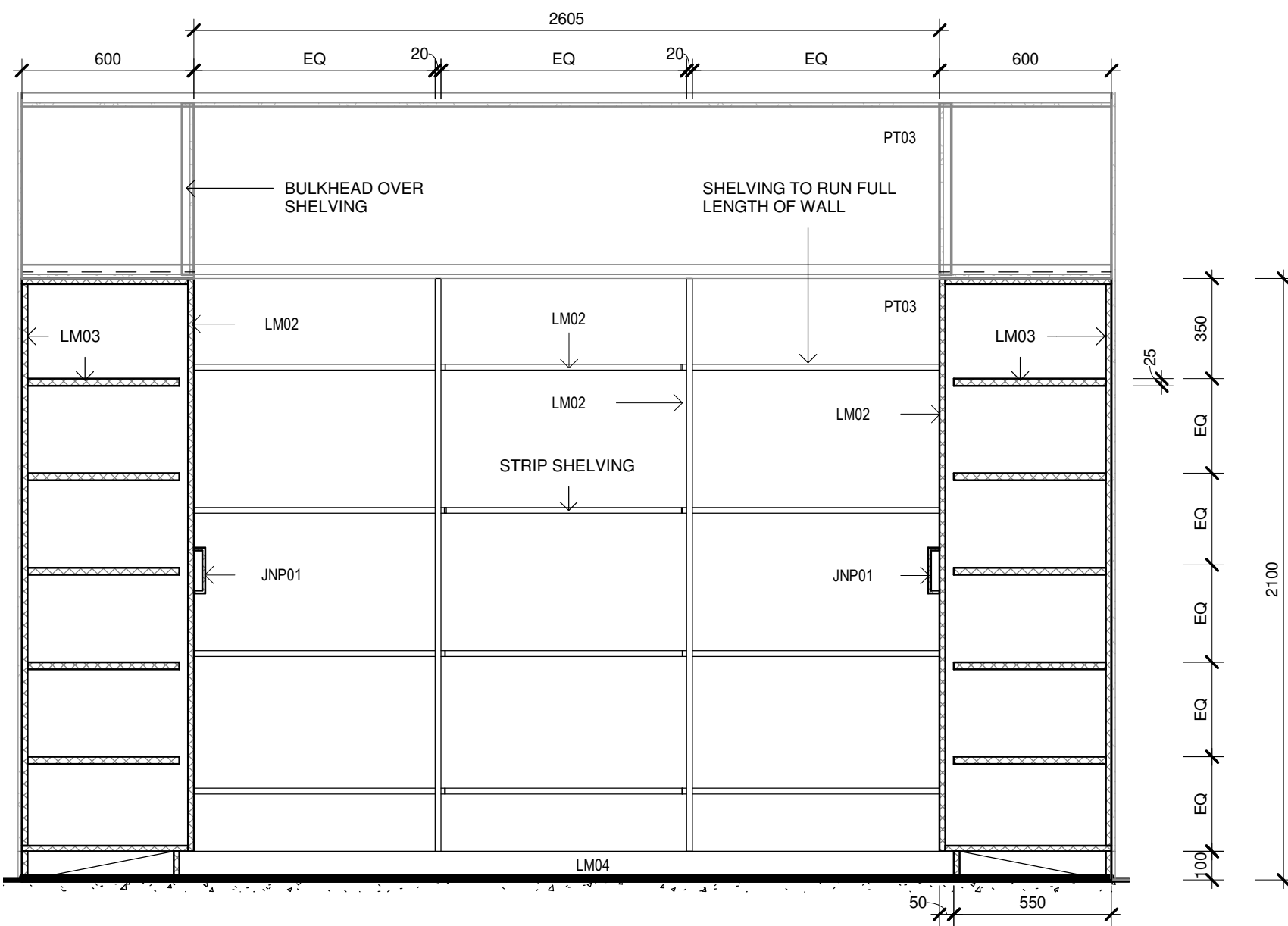
Revision

P4

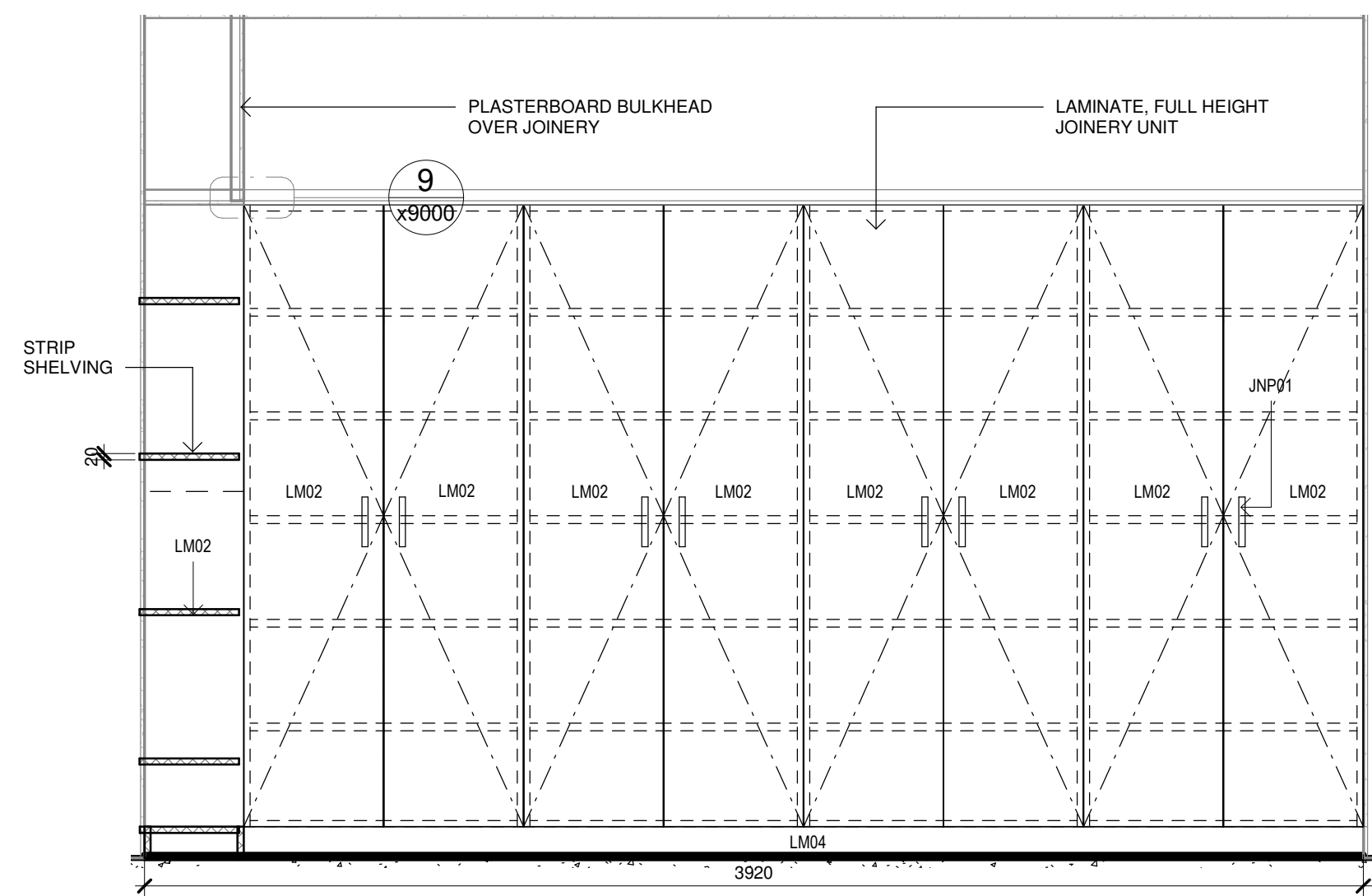
NOT FOR CONSTRUCTION



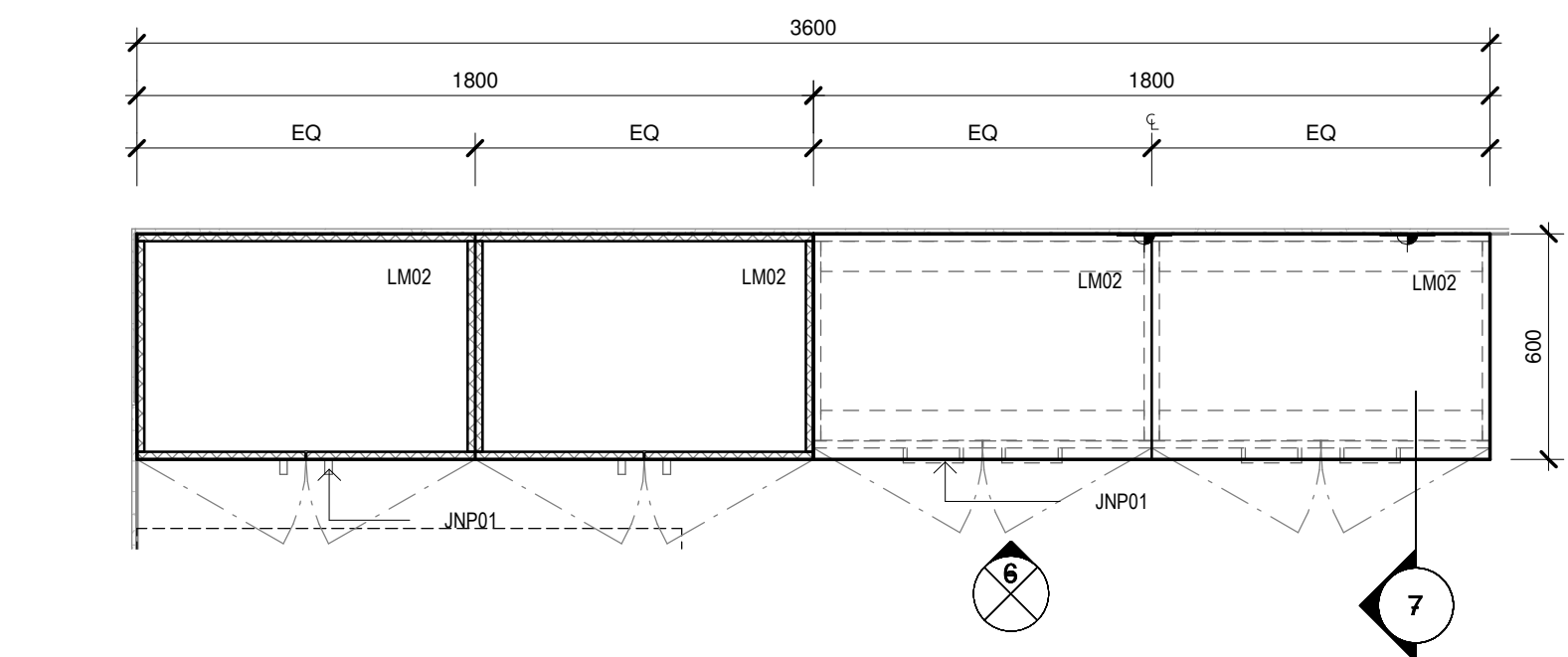
1 JN09-STORAGE-PLAN
1 : 20



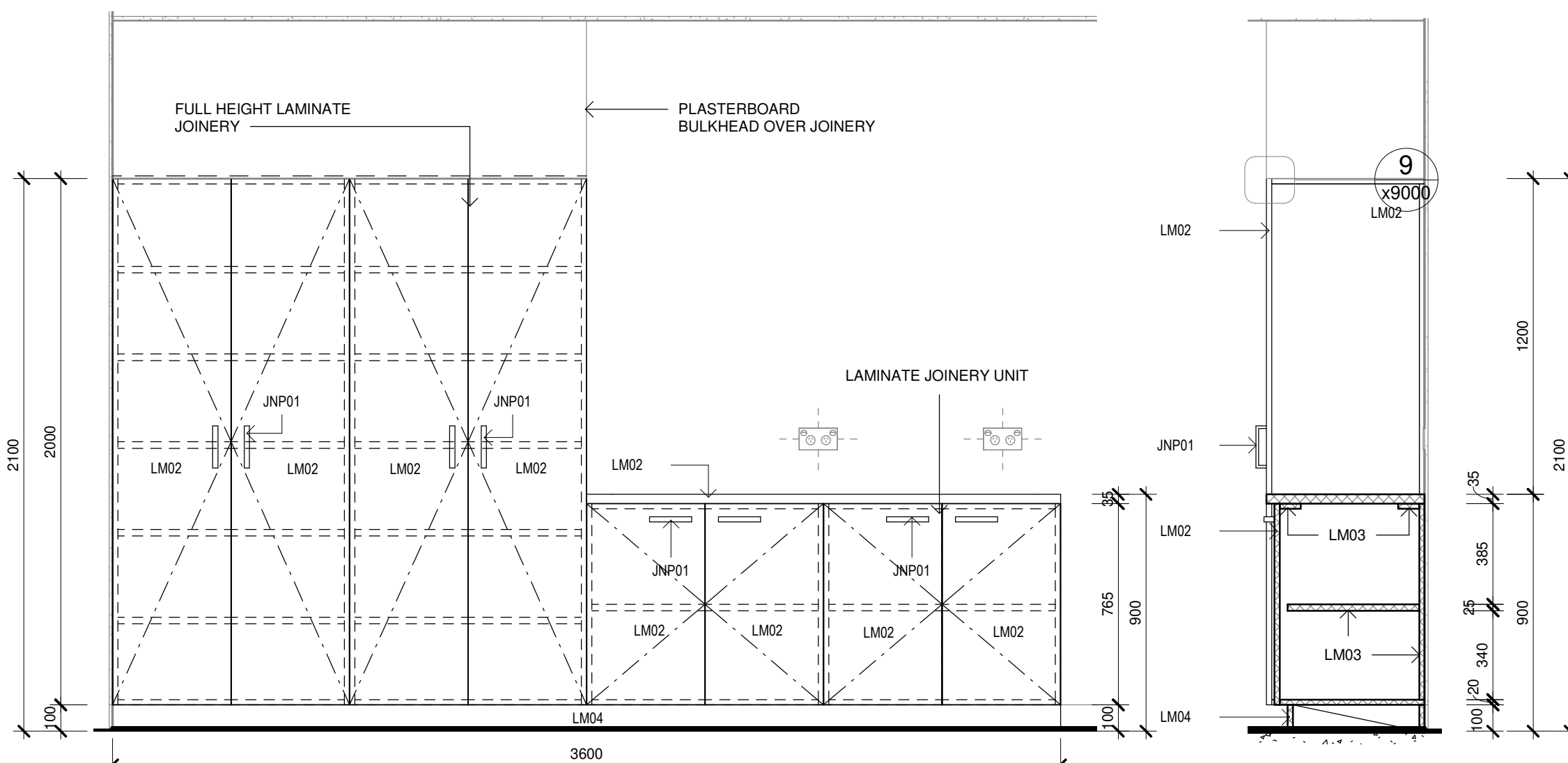
2 F.24-JN09-STORAGE-ELEVATION
1 : 20



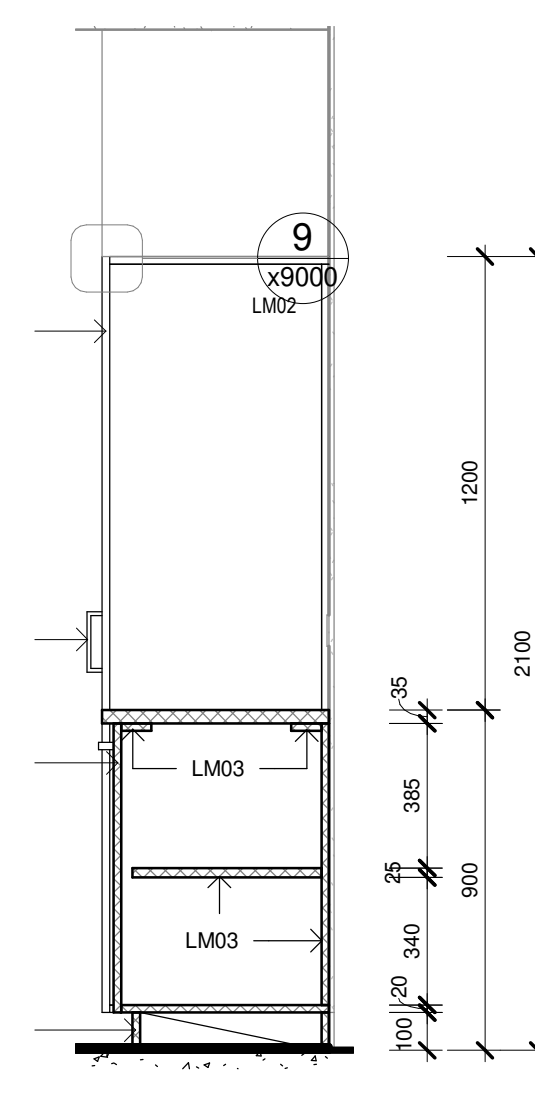
3 F.24-JN09-STORAGE-ELEVATION
1 : 20



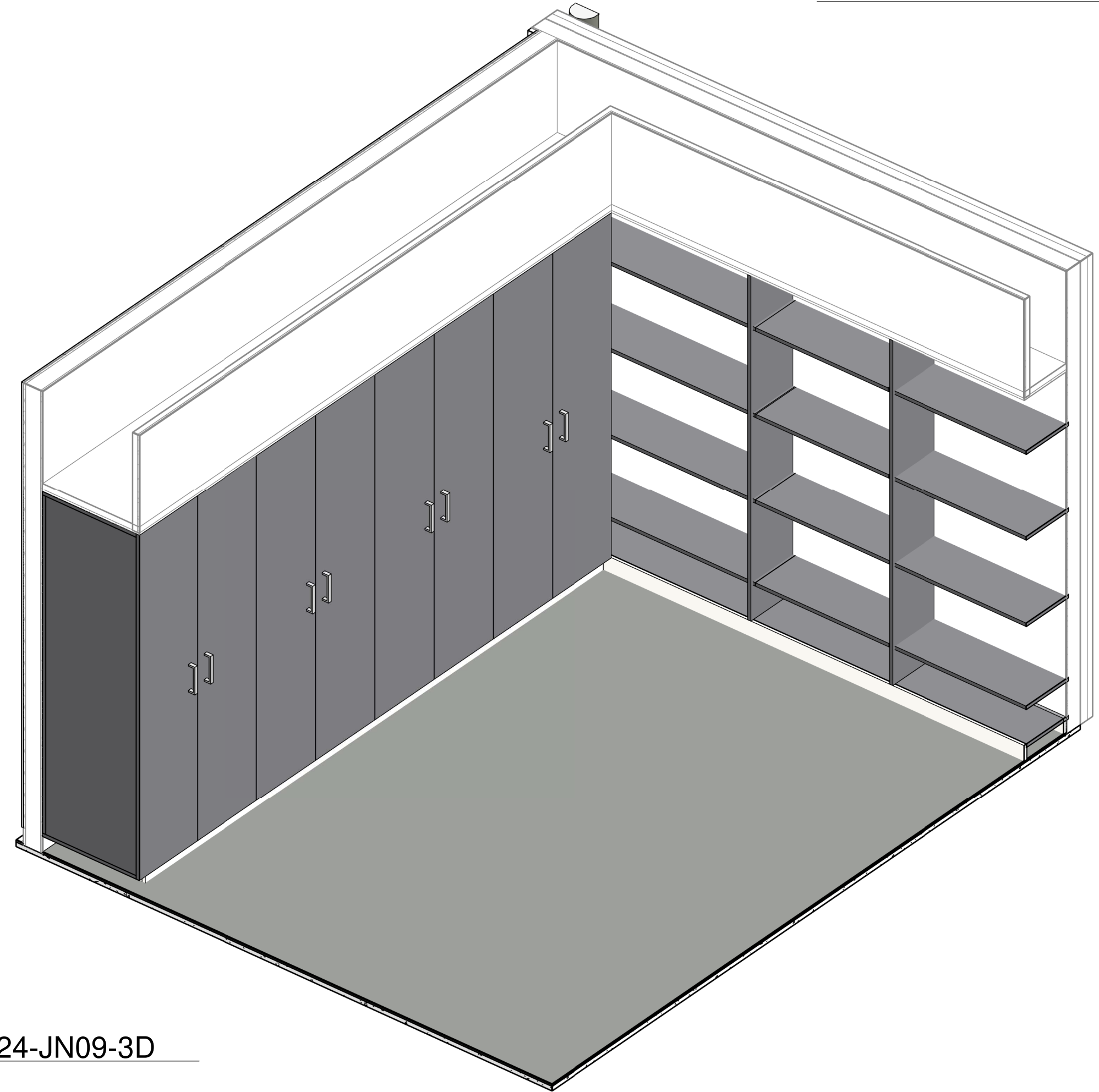
5 JN12-STORAGE-ELEVATION
1 : 20



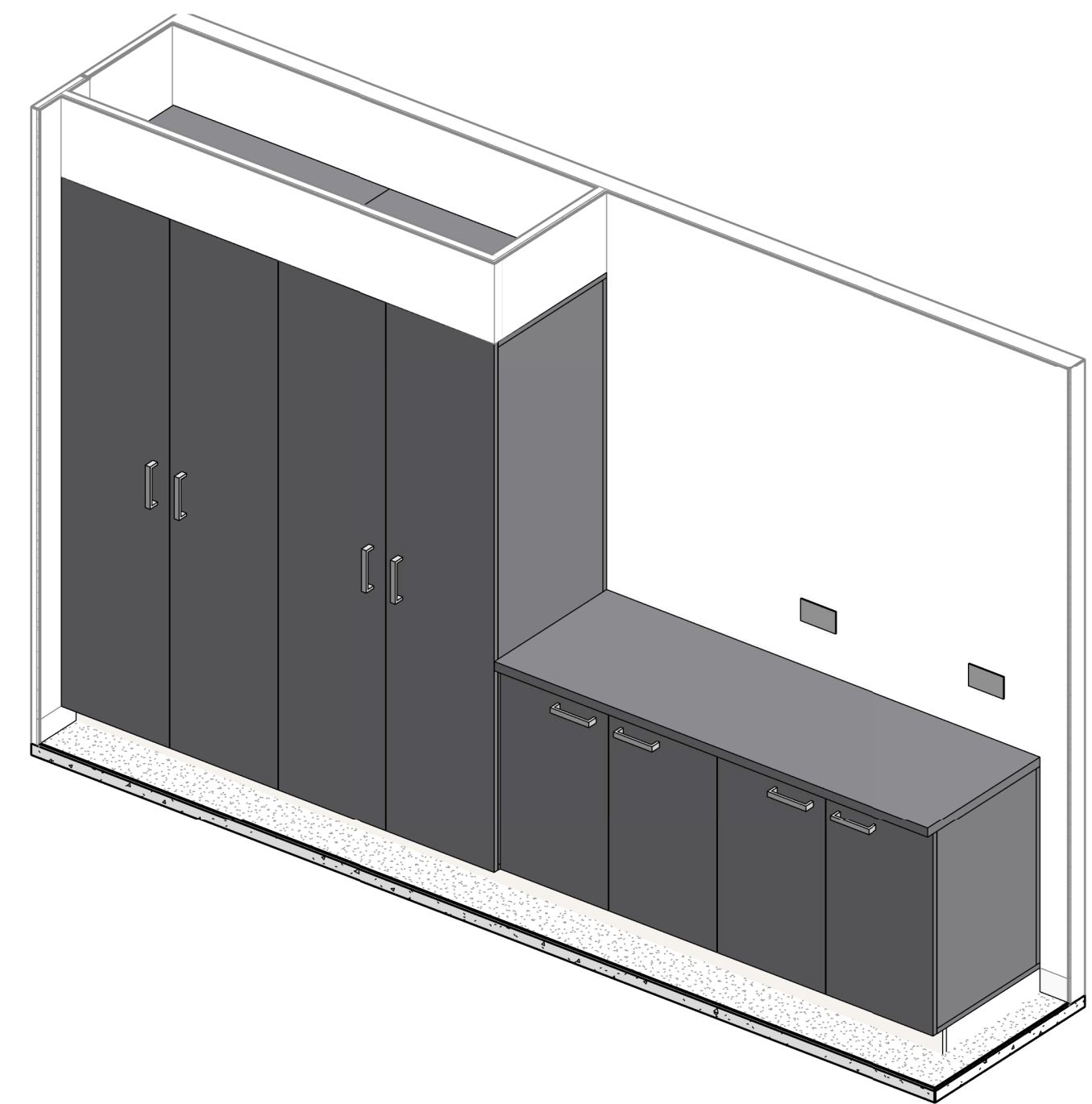
6 F.27-JN12-STORAGE-ELEVATION
1 : 20



7 F.27-JN12
1 : 20



4 F.24-JN09-3D



8 F.27-JN12-3D

NOT FOR
CONSTRUCTION

Issue No.	Date	Description	Chkd
P1	27/04/2023	80% DD FOR REVIEW	SR
P2	17/05/2023	REVISED FOC LAYOUT FOR CONSULTANT COORDINATION	JV
P3	04/07/2023	95% DESIGN DEVELOPMENT	JV
P4	28/09/2023	90% DD ISSUE	JV

Changes to this Revision

PROJECT MANAGER
NSW PUBLIC WORKS ADVISORY
James Smith
0408 694 063
james.smith@pwa.nsw.gov.au

ARCHITECT, INTERIORS, LANDSCAPE
NBRS
John Vasco
4 Glen Street, Milsans Point, NSW 2061
02 9922 2344
john.vasco@nb.rs.com.au

STRUCTURAL
NORTHROP
Rory Dale
Level 11, 345 George Street Sydney NSW 2000
02 9241 4188
rdale@northrop.com.au

CIVIL
NORTHROP
Joel DiFonzo
Level 11, 345 George Street Sydney NSW 2000
02 9156 3229
jdiFonzo@northrop.com.au

BUILDING SERVICES
NORTHROP
Brandon Shuttler
Level 2, 3 Horwood Place, Parramatta, NSW 2150
02 9156 3013
bshuttler@northrop.com.au

NCC CONSULTANT
MBG GROUP
Seb Howe
Suite 3/18 Sydney Rd, Manly NSW 2095
02 9939 1530
showe@mbg-group.com.au

Drawing Title
JOINERY DETAILS - SHEET 03

Project
NSW RURAL FIRE SERVICE -
MONARO FIRE CONTROL CENTRE

11 GEEBUNG ST, POLO FLAT, NSW 2630
LOT 14 DP150029
SNOWY MONARO REGIONAL COUNCIL

for
NSW RURAL FIRE SERVICE



NBRS

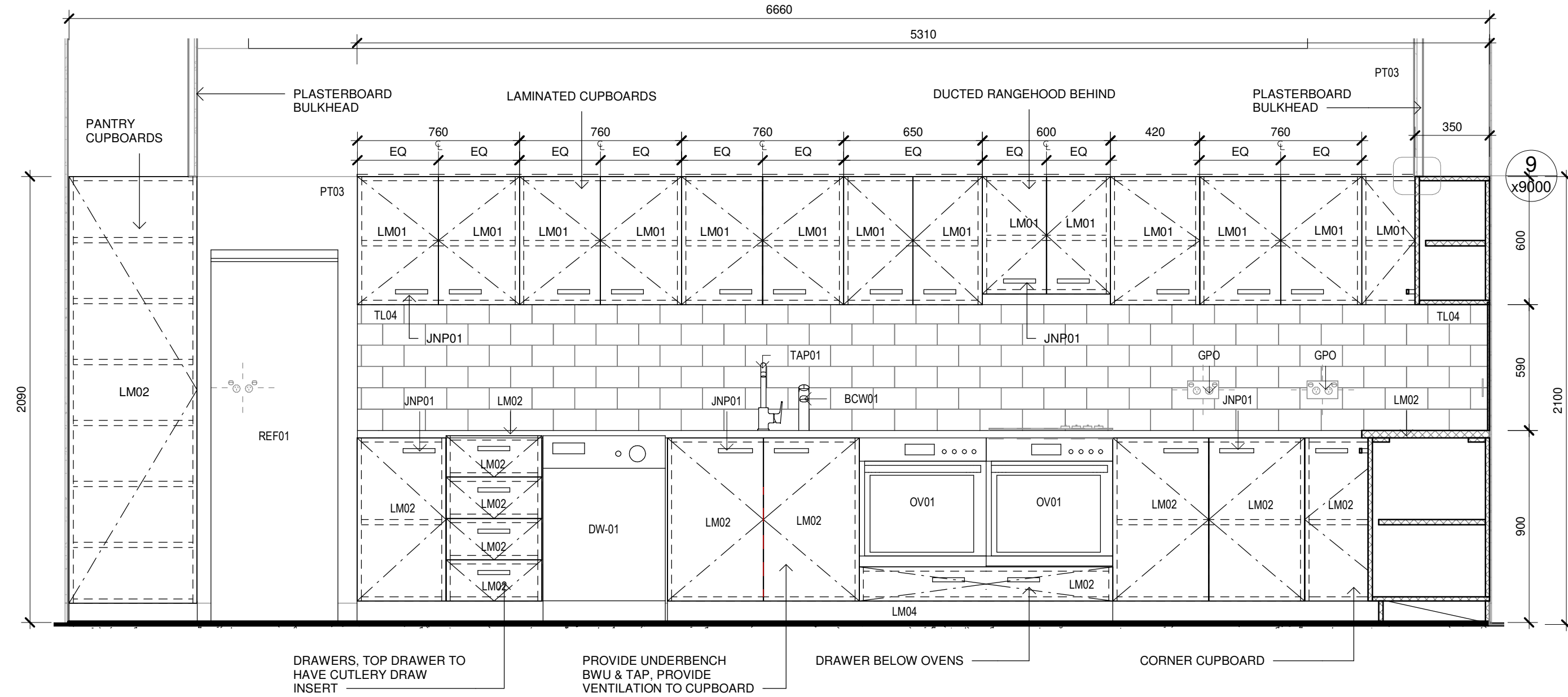
+61 2 9922 2344
Nominated Architect:
Andrew Duffin NSW 5602
NBRS & Partners Pty Ltd VIC 51197
Any form of replication of this drawing in full or in part without the written permission of NBRS-PARTNERS Pty Ltd constitutes an infringement of the copyright.
© 2022

nb.rs.com.au

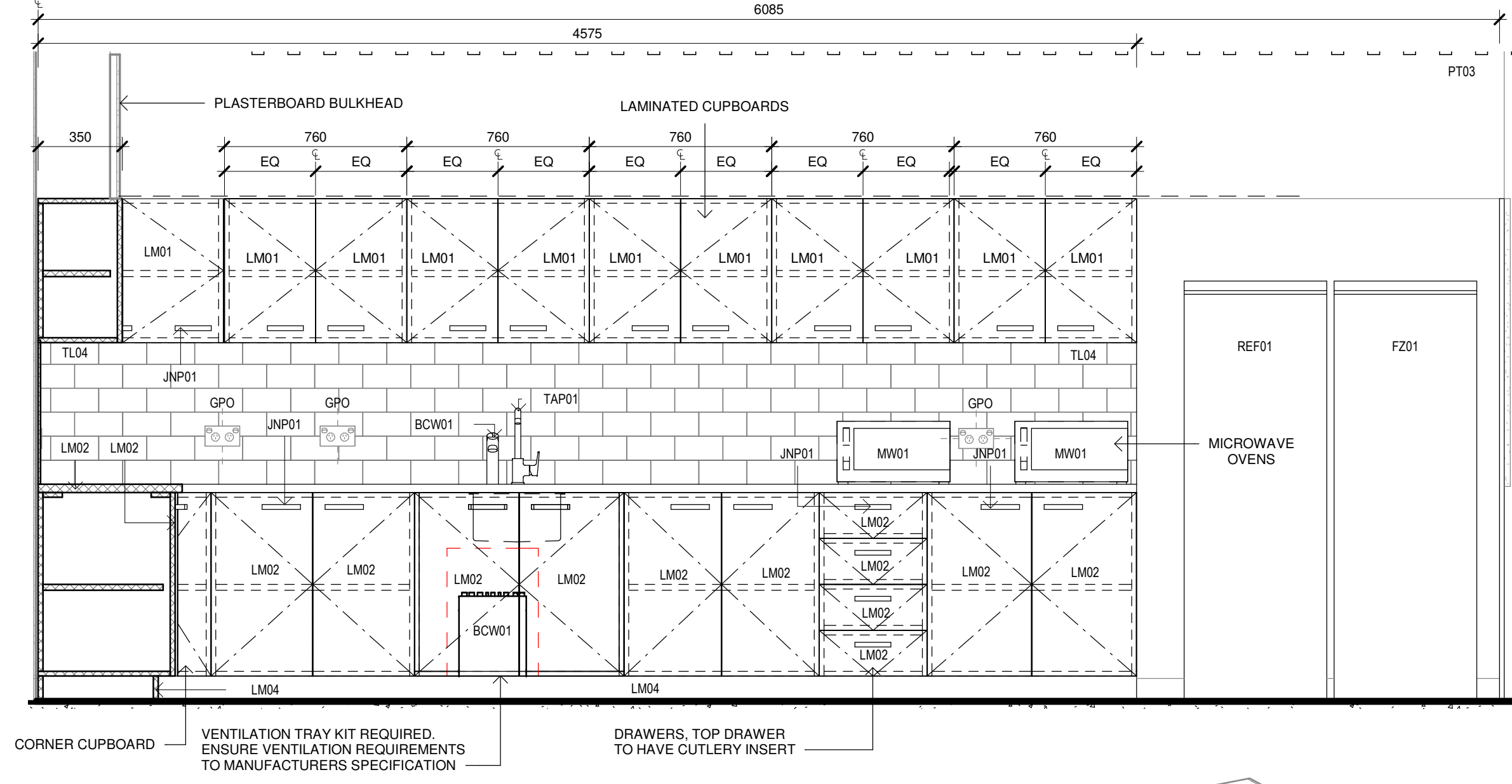
ABN 16 002 247 565

Date 4/10/2023 2:17:59 PM
Scale 1 : 20 @ A1

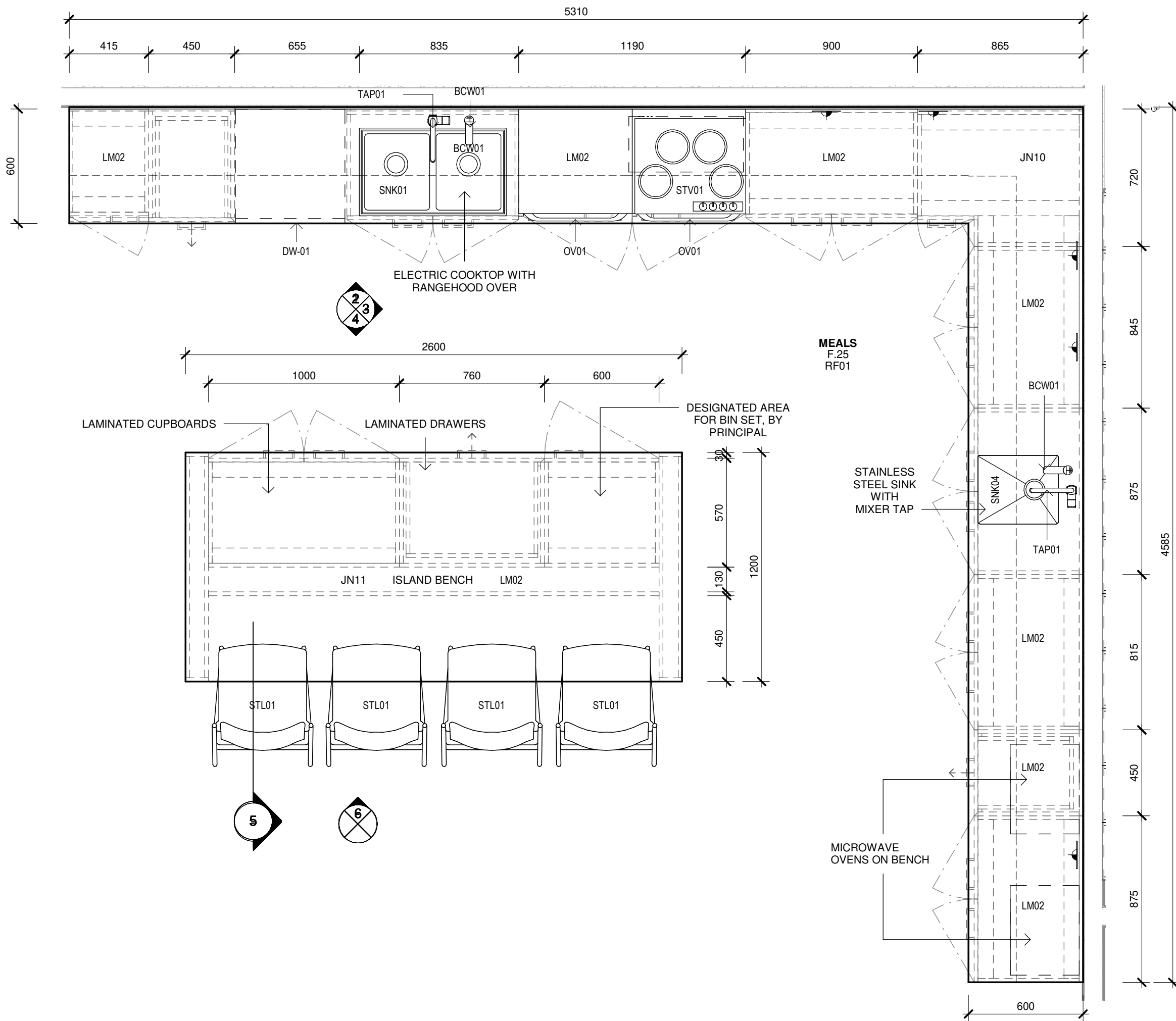
Drawing Reference
22396-NBRS-A-COO-DD-9613
Revision
P4



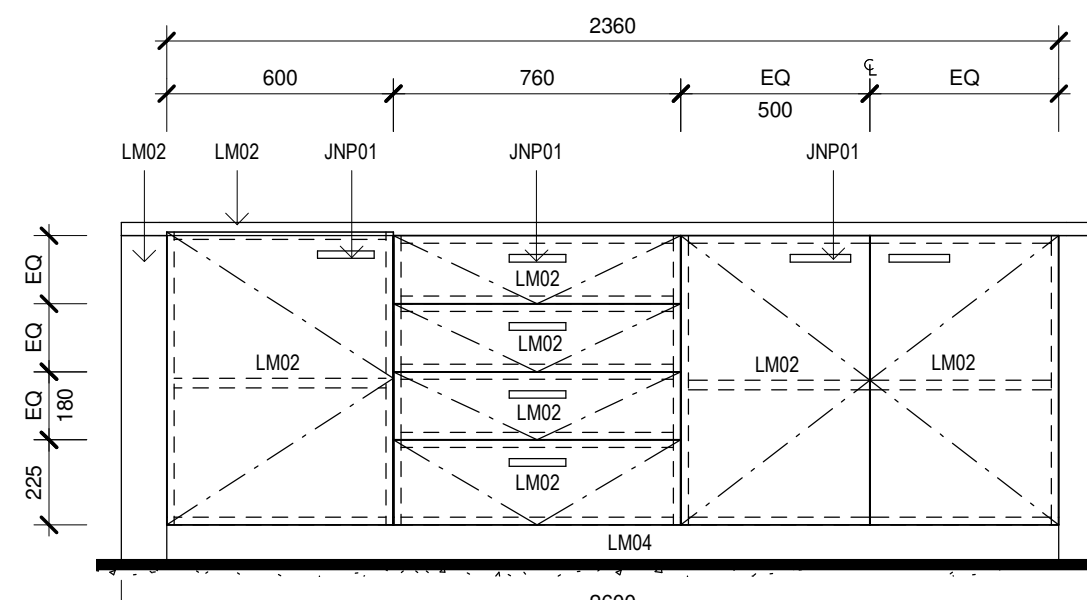
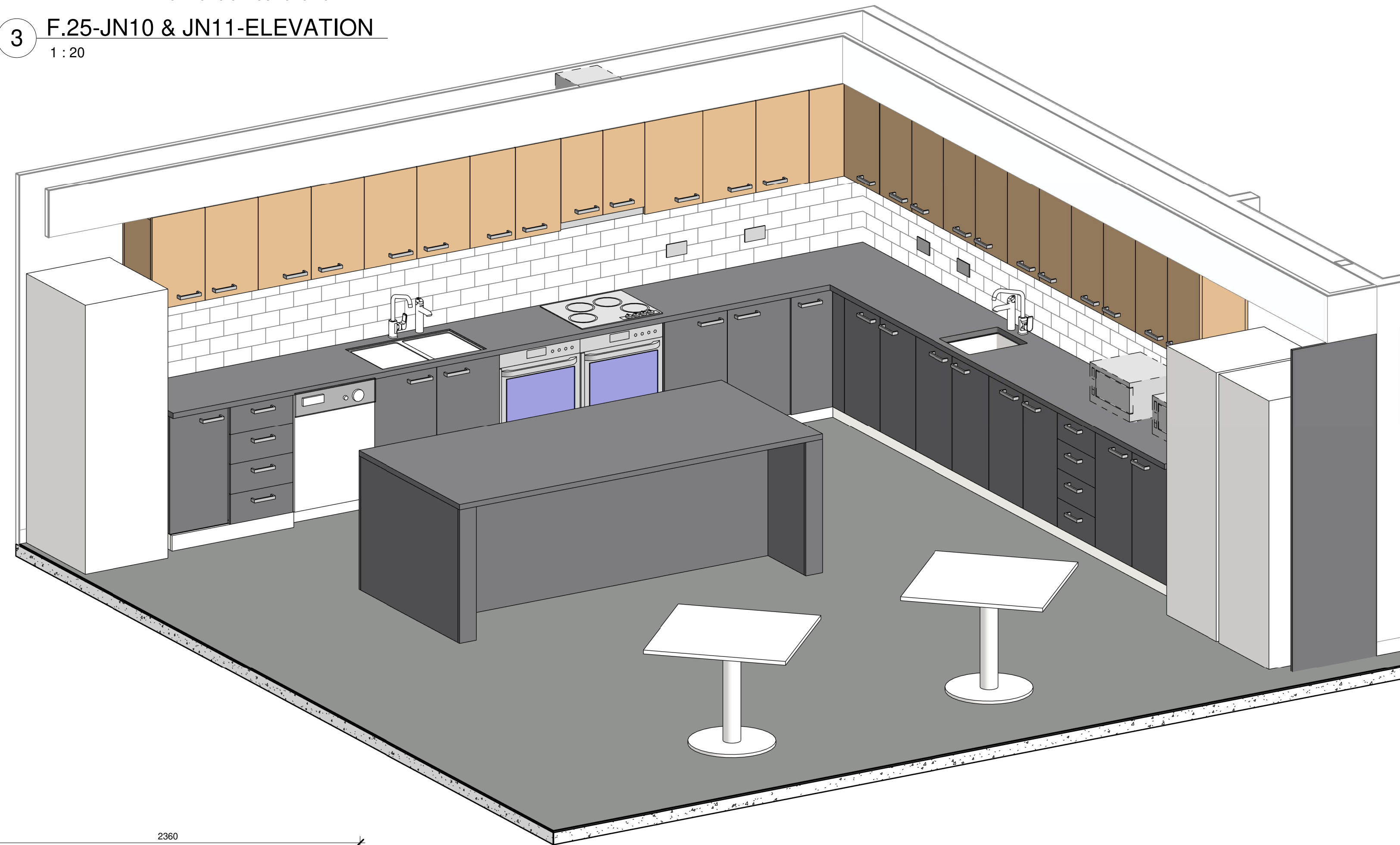
2 F.25-JN10 & JN11-ELEVATION
1 : 20



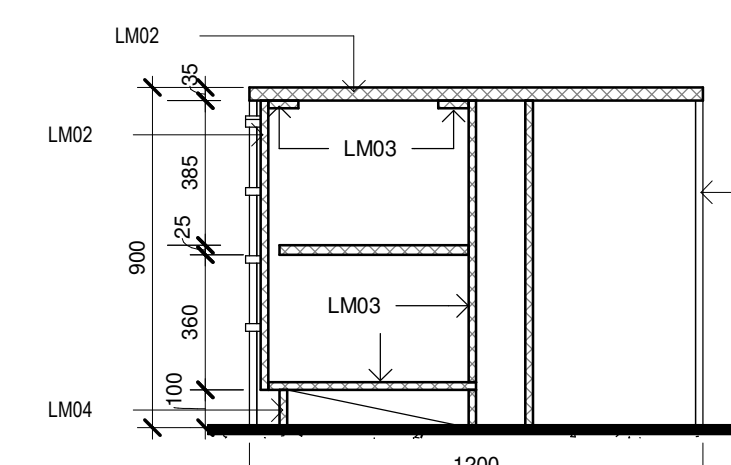
3 F.25-JN10 & JN11-ELEVATION
1 : 20



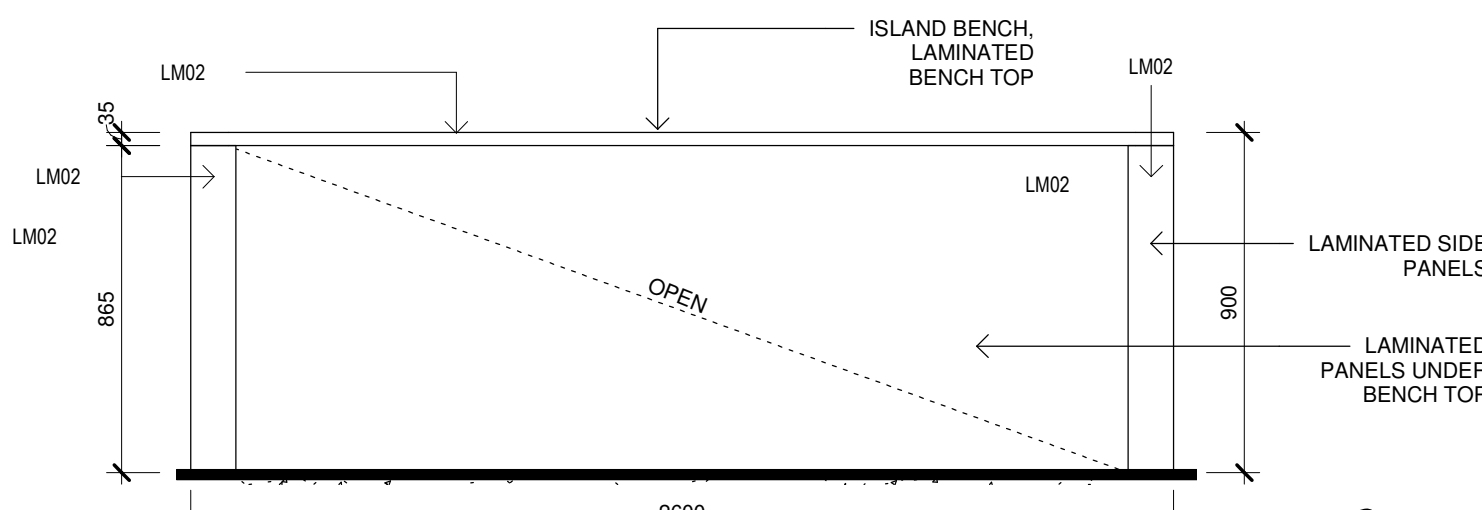
1 JN10 & JN11-KITCHEN-PLAN
1 : 20



4 F.25-JN11-ELEVATION
1 : 20



5 F.25-JN11-SECTION
1 : 20



6 F.25-JN11-ELEVATION
1 : 20

NOT FOR
CONSTRUCTION

Issue No.	Date	Description	Chkd
P1	27/04/2023	80% DD FOR REVIEW	SR
P2	17/05/2023	REVISED FOC LAYOUT FOR CONSULTANT COORDINATION	JV
P3	04/07/2023	95% DESIGN DEVELOPMENT	JV
P4	28/09/2023	90% DD ISSUE	JV

Changes to this Revision

PROJECT MANAGER
NSW PUBLIC WORKS ADVISORY
James Smith
0408 694 063
james.smith@pwa.nsw.gov.au

ARCHITECT, INTERIORS, LANDSCAPE
NBRS
John Vasco
4 Glen Street, Milsons Point, NSW 2061
02 9922 2344
john.vasco@nbns.com.au

STRUCTURAL
NORTHROP
Rory Dale
Level 11, 345 George Street Sydney NSW 2000
02 9241 4188
rdale@northrop.com.au

CIVIL
NORTHROP
Joel DiFonzo
Level 11, 345 George Street Sydney NSW 2000
02 9156 3229
JDiFonzo@northrop.com.au

BUILDING SERVICES
NORTHROP
Brandon Shuttler
Level 2, 3 Horwood Place, Parramatta, NSW 2150
02 9156 3013
BShuttler@northrop.com.au

NCC CONSULTANT
MBG GROUP
Seb Howe
Suite 3/18 Sydney Rd, Manly NSW 2095
02 9939 1530
showe@mbg-group.com.au

Drawing Title
JOINERY DETAILS - SHEET 04

Project
NSW RURAL FIRE SERVICE -
MONARO FIRE CONTROL CENTRE

11 GEEBUNG ST, POLO FLAT, NSW 2630
LOT 14 DP150029
SNOWY MONARO REGIONAL COUNCIL

for
NSW RURAL FIRE SERVICE



NBRS

+61 2 9922 2344
Nominated Architect:
Andrew Duffin NSW 5602
NBRS & Partners Pty Ltd VIC 51197

nbns.com.au

ABN 16 002 247 565

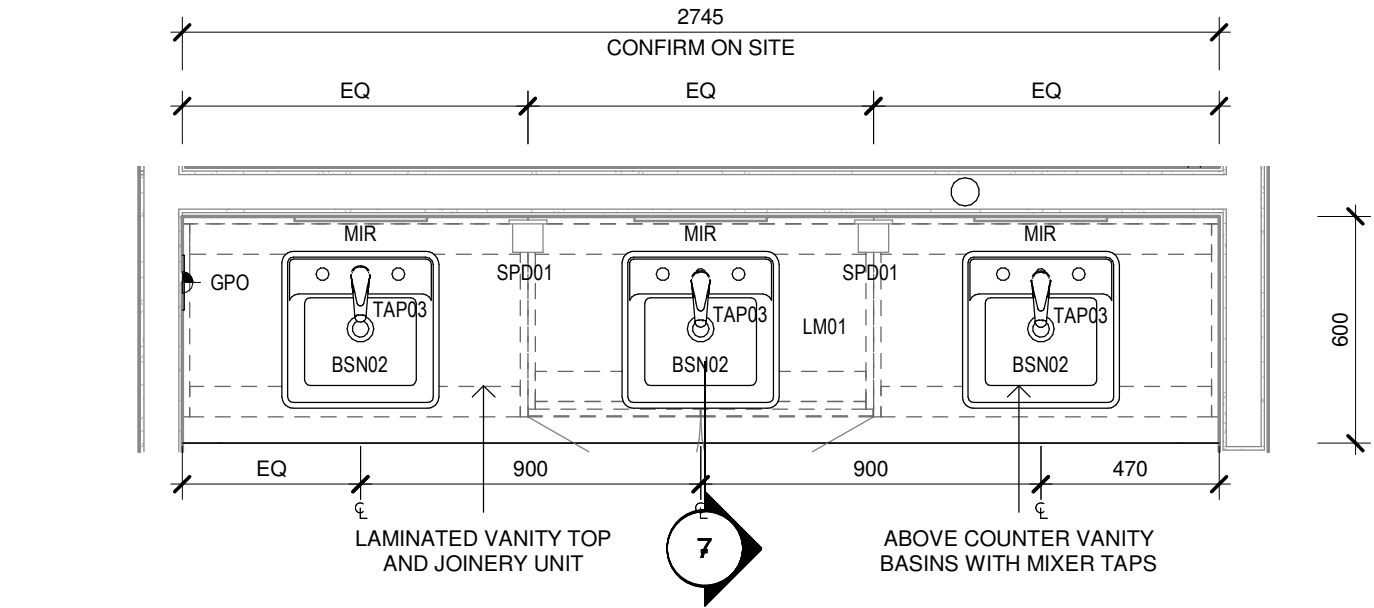
Date 4/10/2023 2:18:23 PM
Scale 1 : 20 @ A1

Drawing Reference

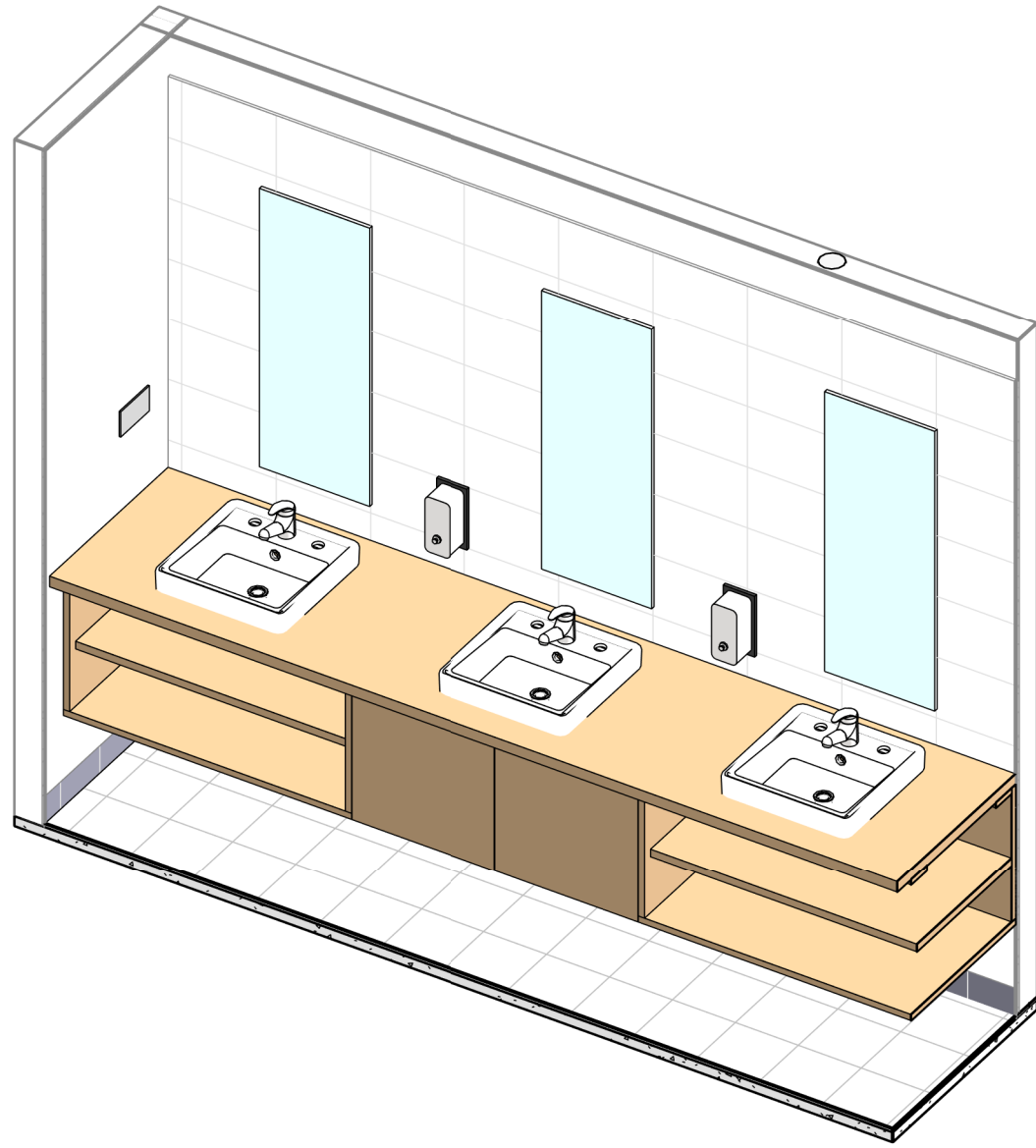
22396-NBRS-A-COO-DD-9614

Revision

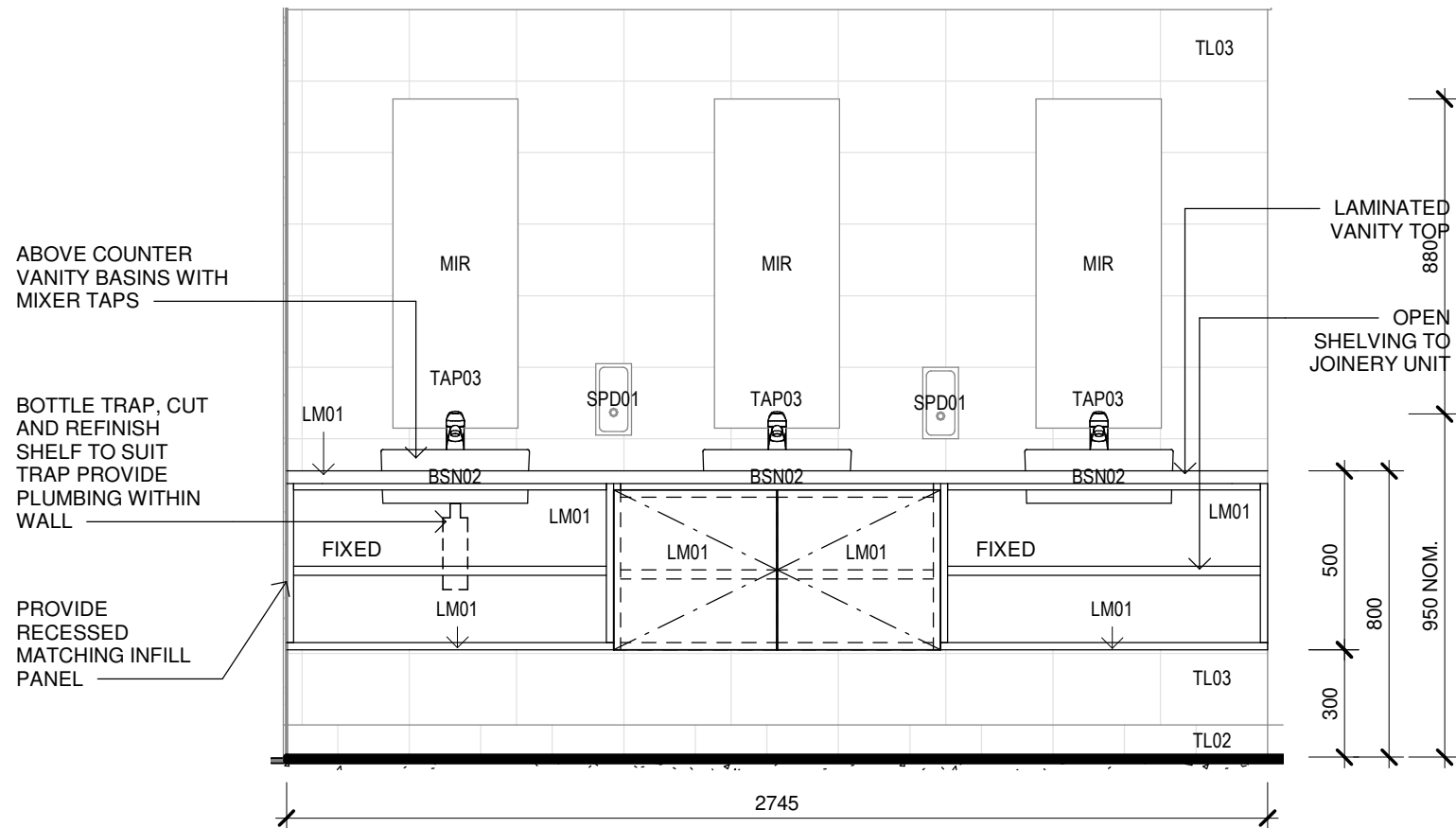
P4



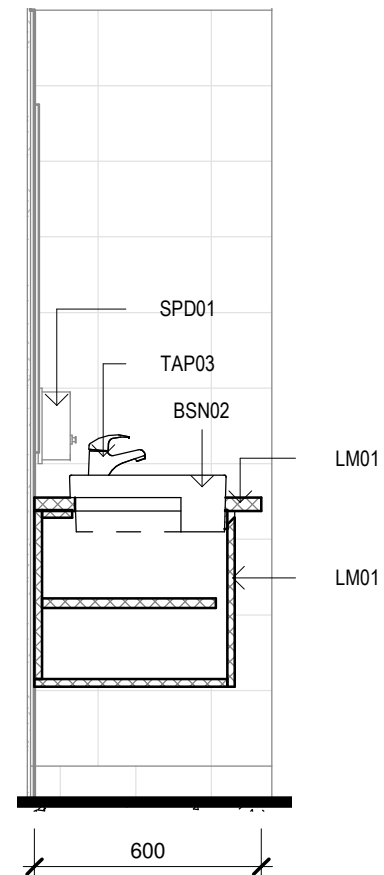
5 JN08-B-WC BENCH-PLAN
1 : 20



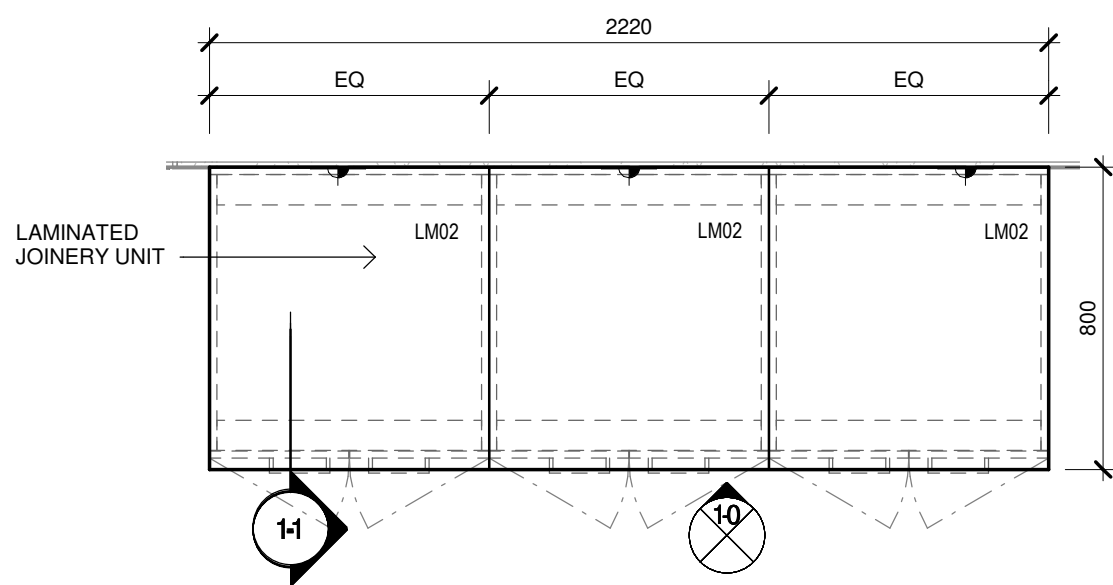
8 F.17-JN08-B-WC BENCH-3D



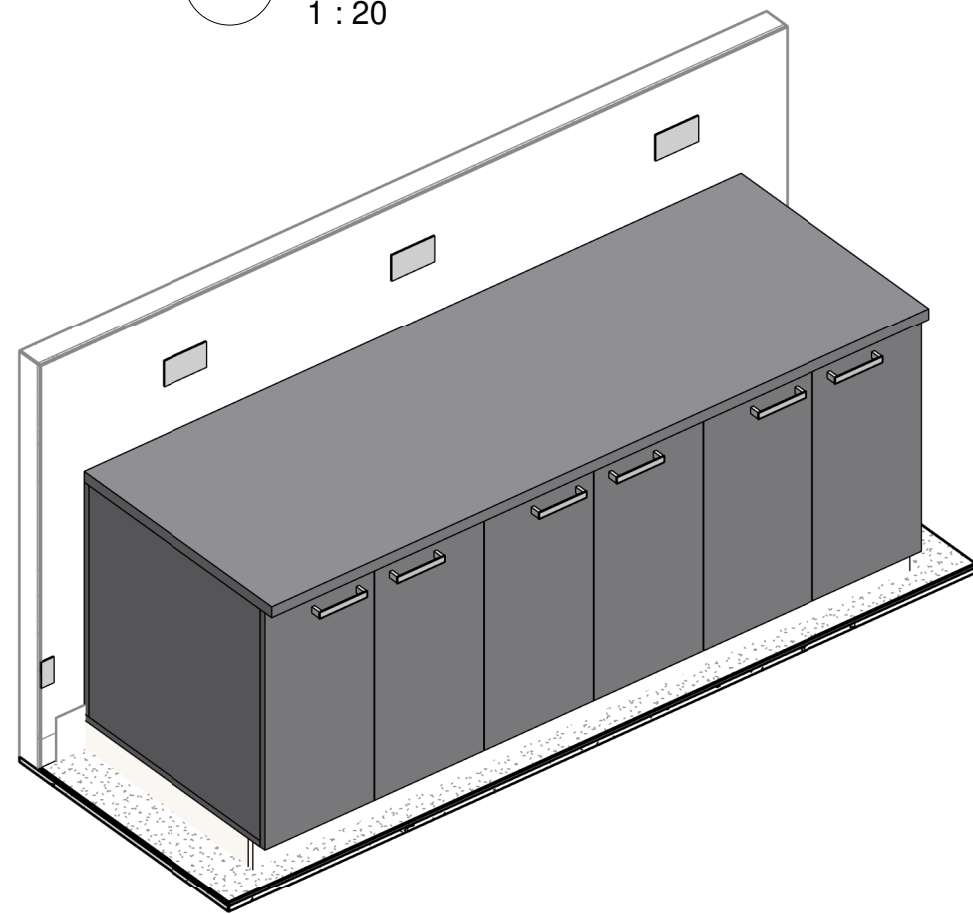
6 F.17-JN08-B-WC BENCH-ELEVATION
1 : 20



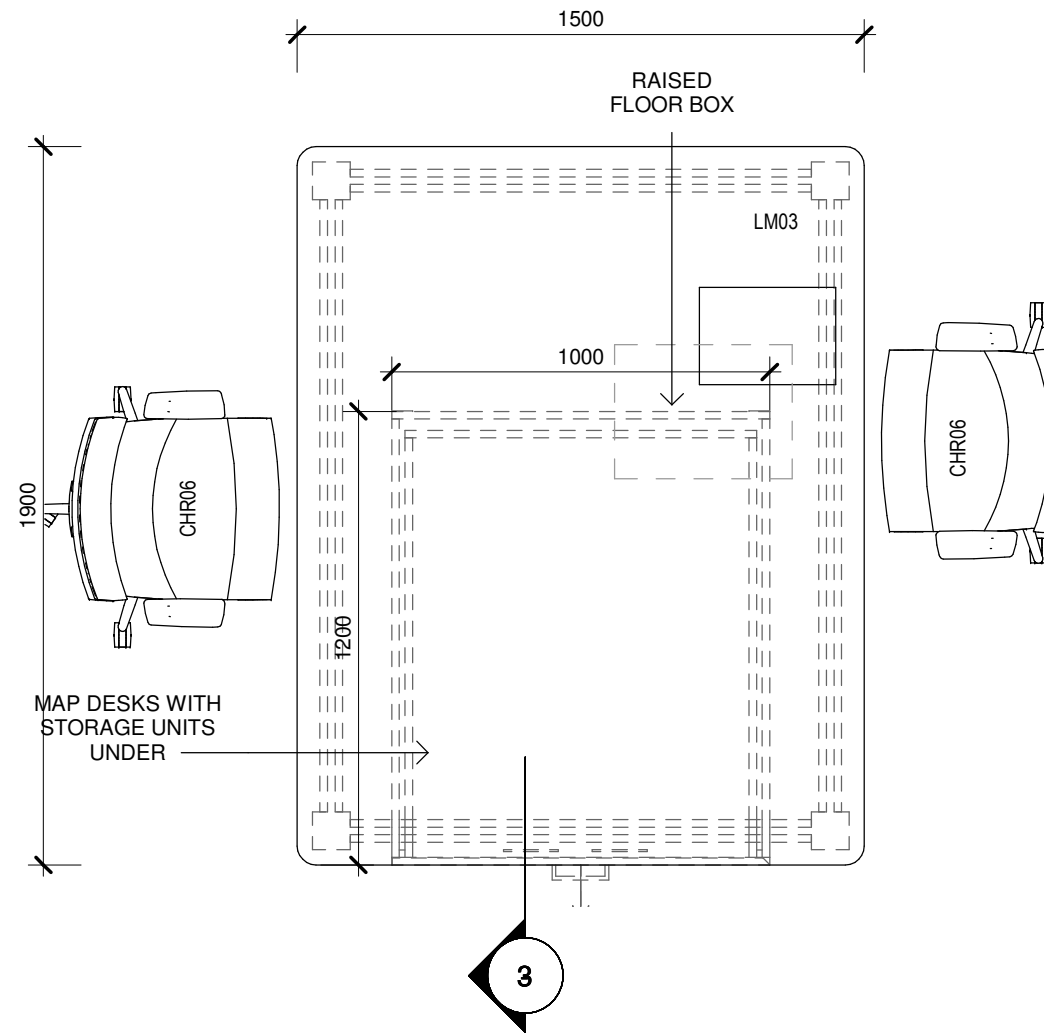
7 F.17-JN08-B
1 : 20



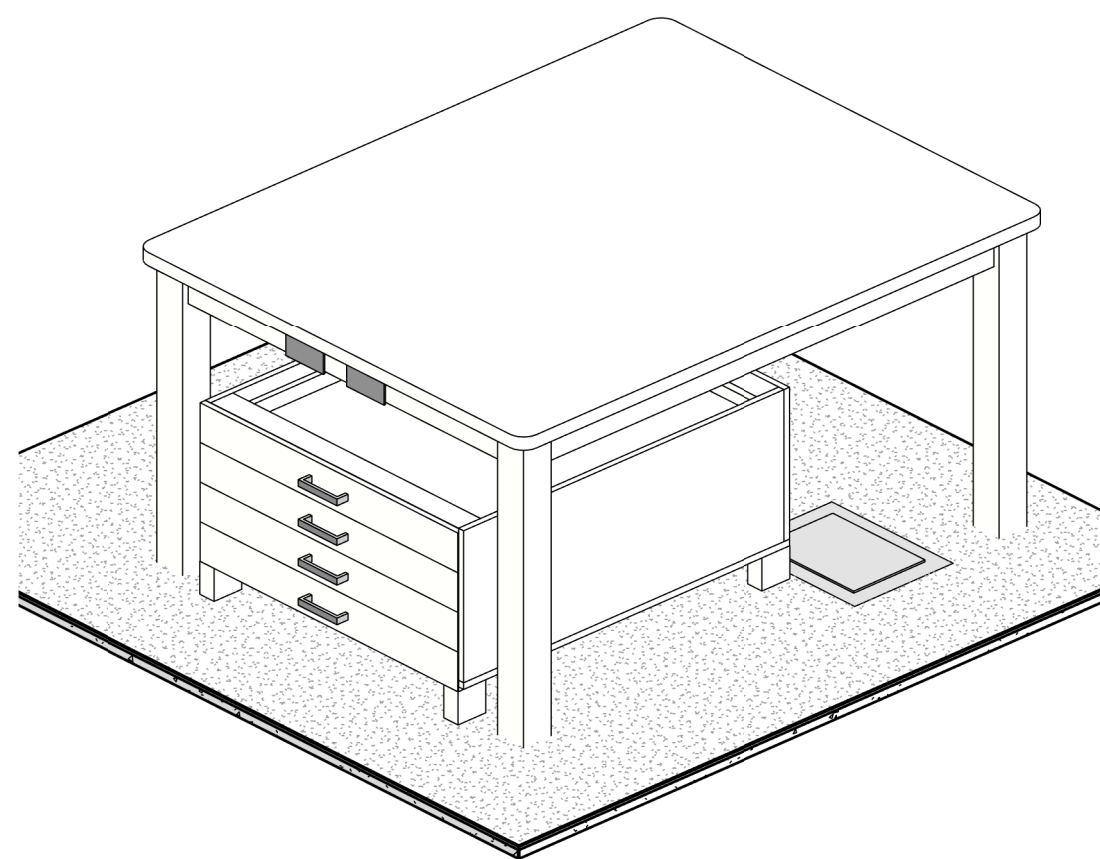
9 JN16-STORAGE-PLAN
1 : 20



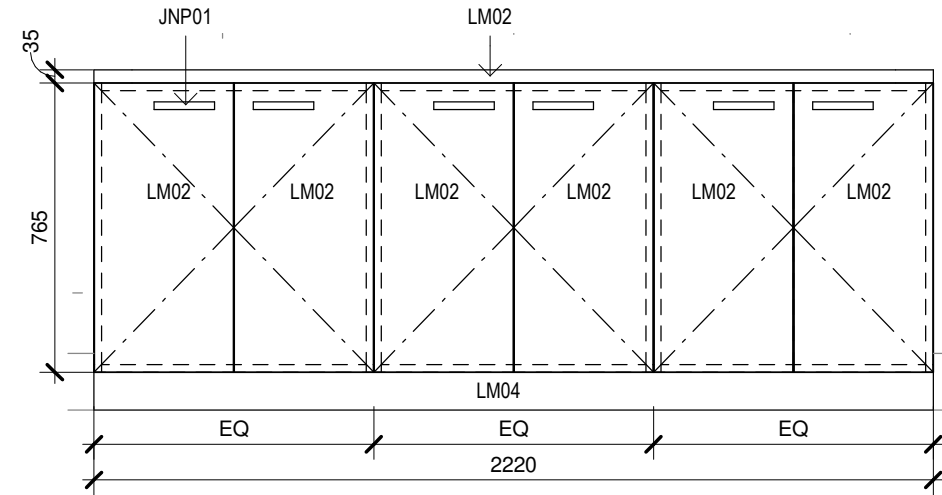
12 F.07-JN16-3D



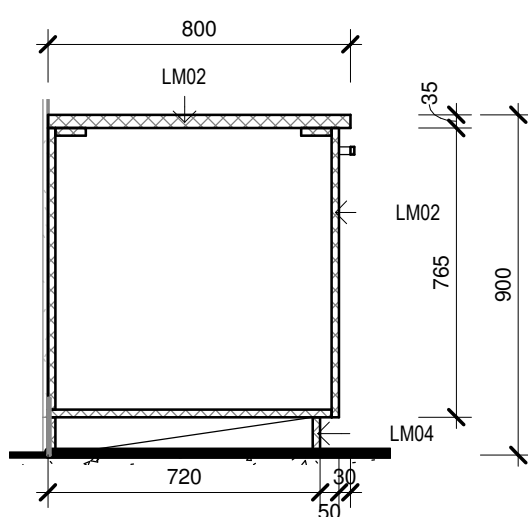
1 F.12-JN18-D-MAP DESK-PLAN
1 : 20



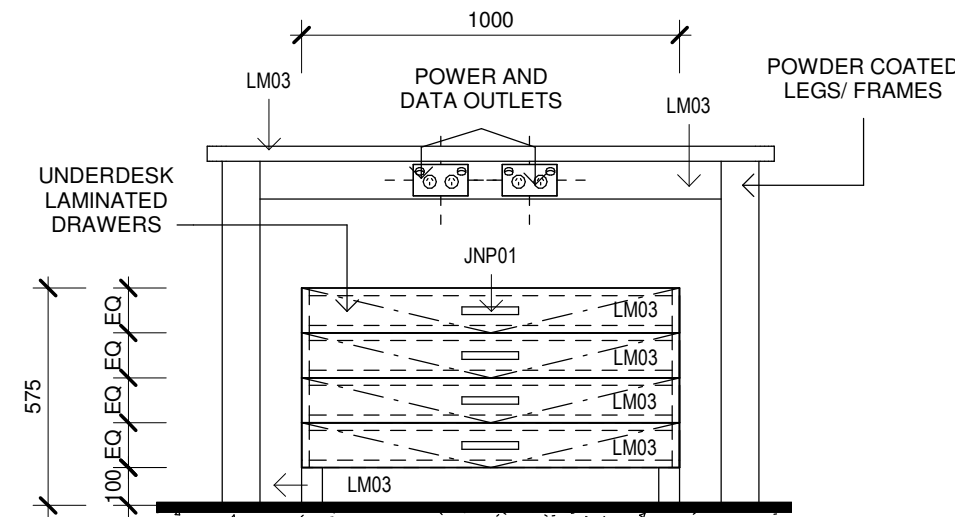
4 F.12-JN18-D-3D



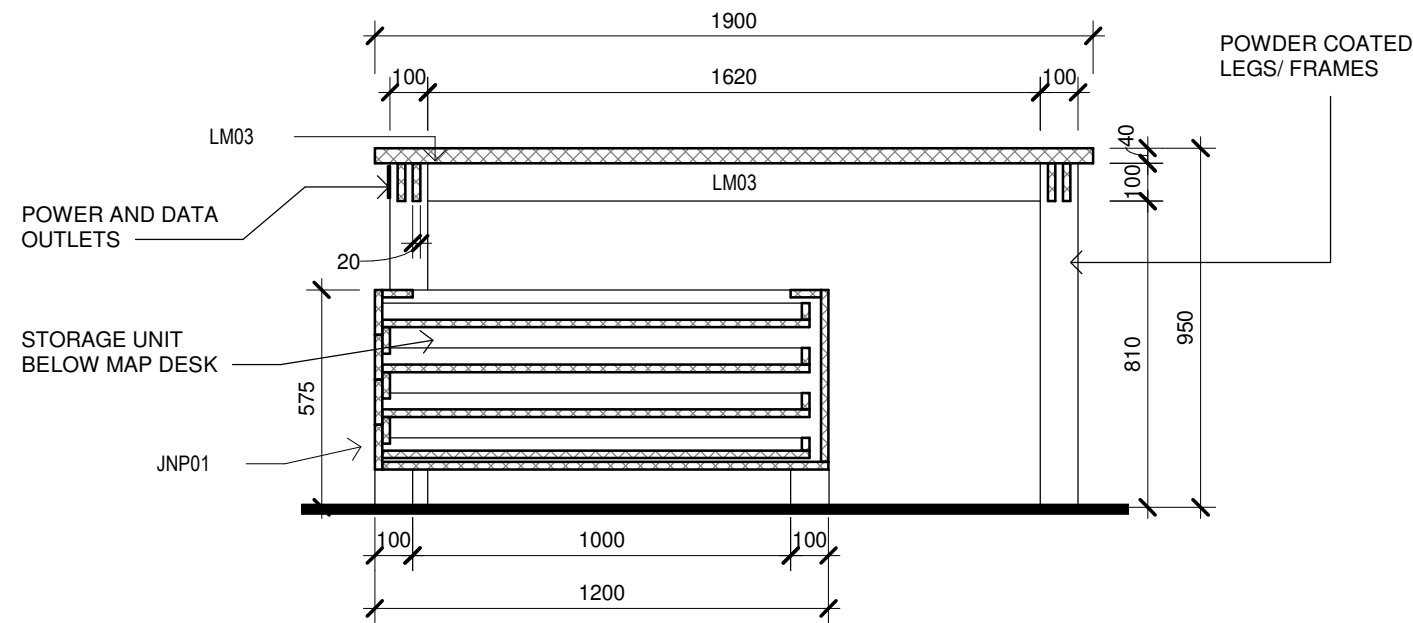
10 F.07-JN16-STORAGE-ELEVATION
1 : 20



11 F.07-JN16-STORAGE-ELEVATION
1 : 20



2 F.12-JN18-D-MAP DESK-ELEVATION
1 : 20



3 F.12-JN18-D-MAP DESK-SECTION
1 : 20

Issue No.	Date	Description	Chkd
P1	27/04/2023	80% DD FOR REVIEW	SR
P2	04/07/2023	95% DESIGN DEVELOPMENT	JV
P3	28/09/2023	90% DD ISSUE	JV

Changes to this Revision

PROJECT MANAGER
NSW PUBLIC WORKS ADVISORY
James Smith
0408 694 063
james.smith@pwa.nsw.gov.au

ARCHITECT, INTERIORS, LANDSCAPE
NBRS
John Vasco
4 Glen Street, Milsons Point, NSW 2061
02 9922 2344
john.vasco@nbns.com.au

STRUCTURAL
NORTHROP
Rory Dale
Level 11, 345 George Street Sydney NSW 2000
02 9241 4188
rdale@northrop.com.au

CIVIL
NORTHROP
Joel DiFonzo
Level 11, 345 George Street Sydney NSW 2000
02 9156 3229
JDIFonzo@northrop.com.au

BUILDING SERVICES
NORTHROP
Brandon Shutlar
Level 2, 3 Horwood Place, Parramatta, NSW 2150
02 9156 3013
BShutlar@northrop.com.au

NCC CONSULTANT
MBG GROUP
Seb Howe
Suite 3/18 Sydney Rd, Manly NSW 2095
02 9939 1530
showe@mbg-group.com.au

Drawing Title
JOINERY DETAILS - SHEET 05

Project
NSW RURAL FIRE SERVICE -
MONARO FIRE CONTROL CENTRE

11 GEEBUNG ST, POLO FLAT, NSW 2630
LOT 14 DP150029
SNOWY MONARO REGIONAL COUNCIL

for
NSW RURAL FIRE SERVICE



NBRS

+61 2 9922 2344
Nominated Architect:
Andrew Duffin NSW 5602
NBRS & Partners Pty Ltd VIC 51197
Any form of replication of this drawing in full or in part without the written permission of NBRS-PARTNERS Pty Ltd constitutes an infringement of the copyright.
© 2022

nbns.com.au

ABN 16 002 247 565

Date 4/10/2023 2:18:51 PM
Scale 1 : 20 @ A1

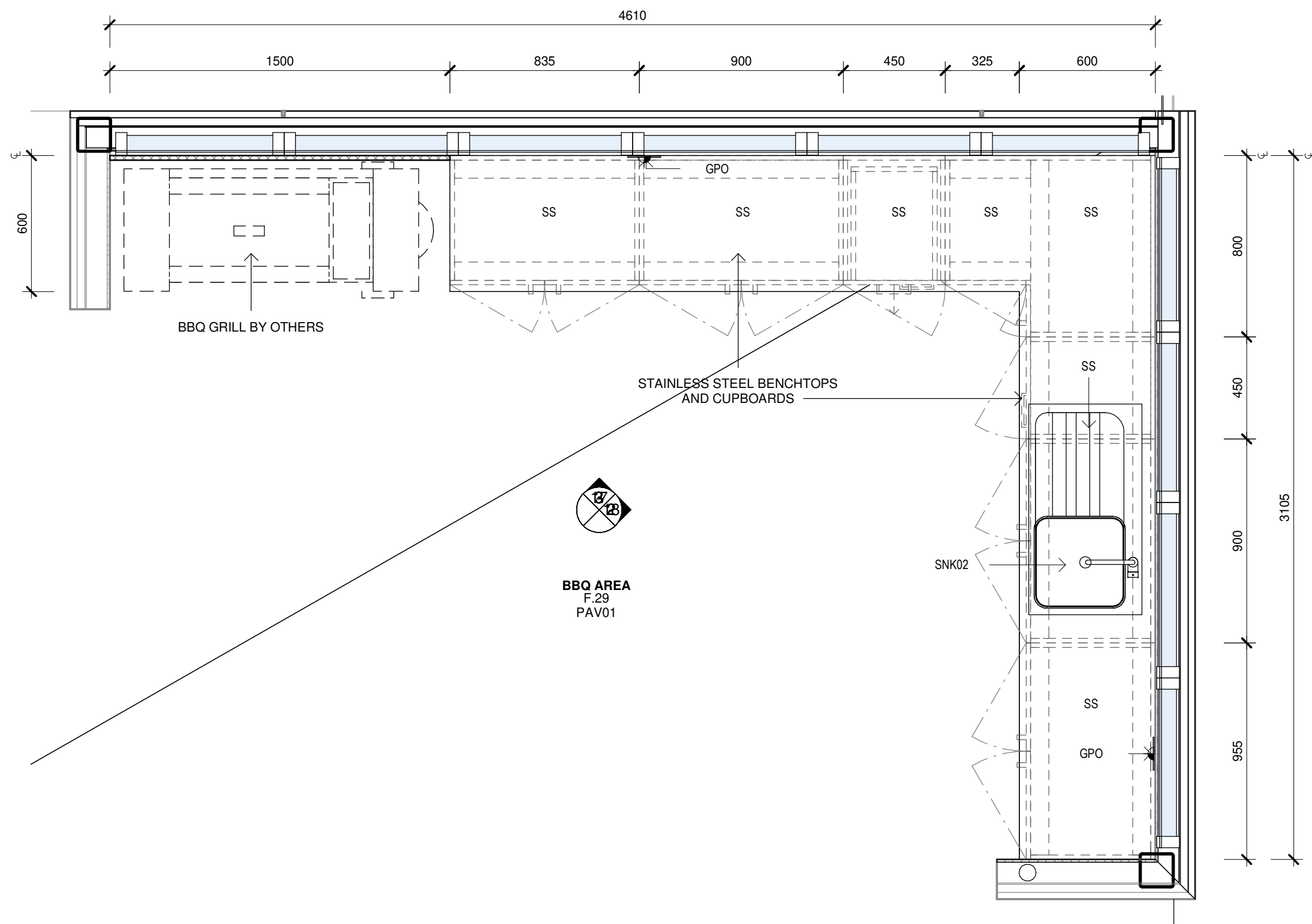
Drawing Reference

22396-NBRS-A-COO-DD-9615

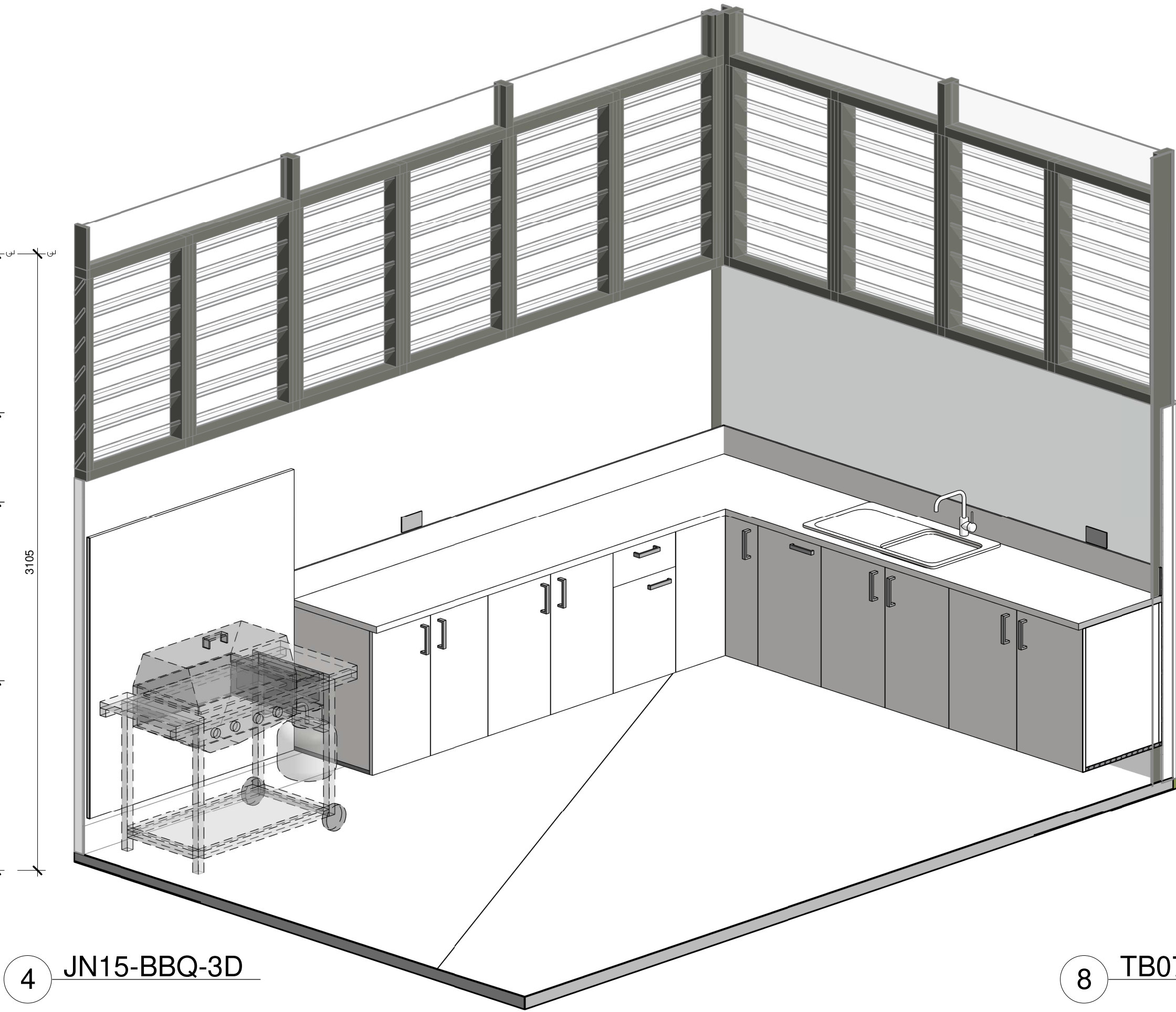
Revision

P3

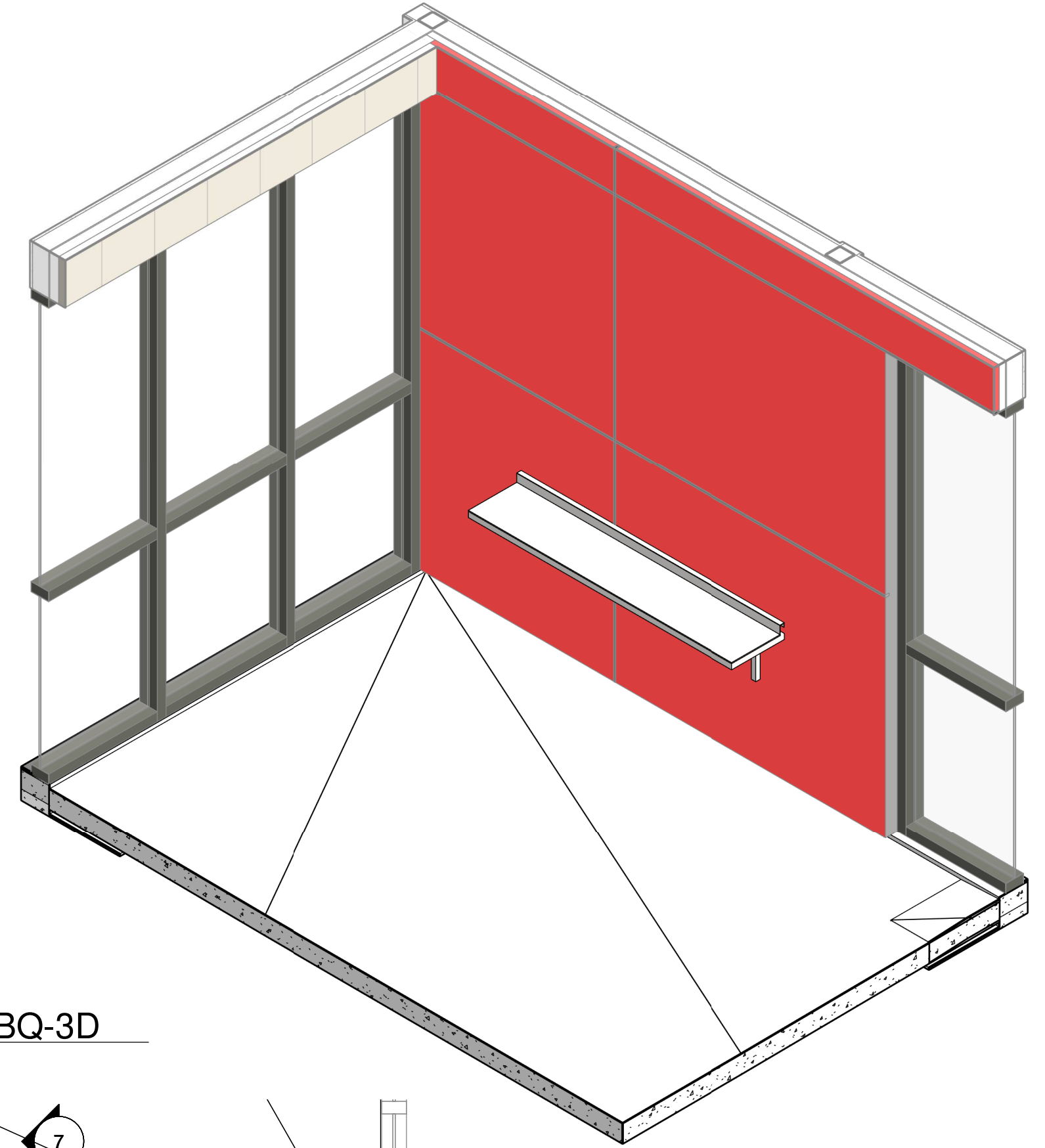
NOT FOR
CONSTRUCTION



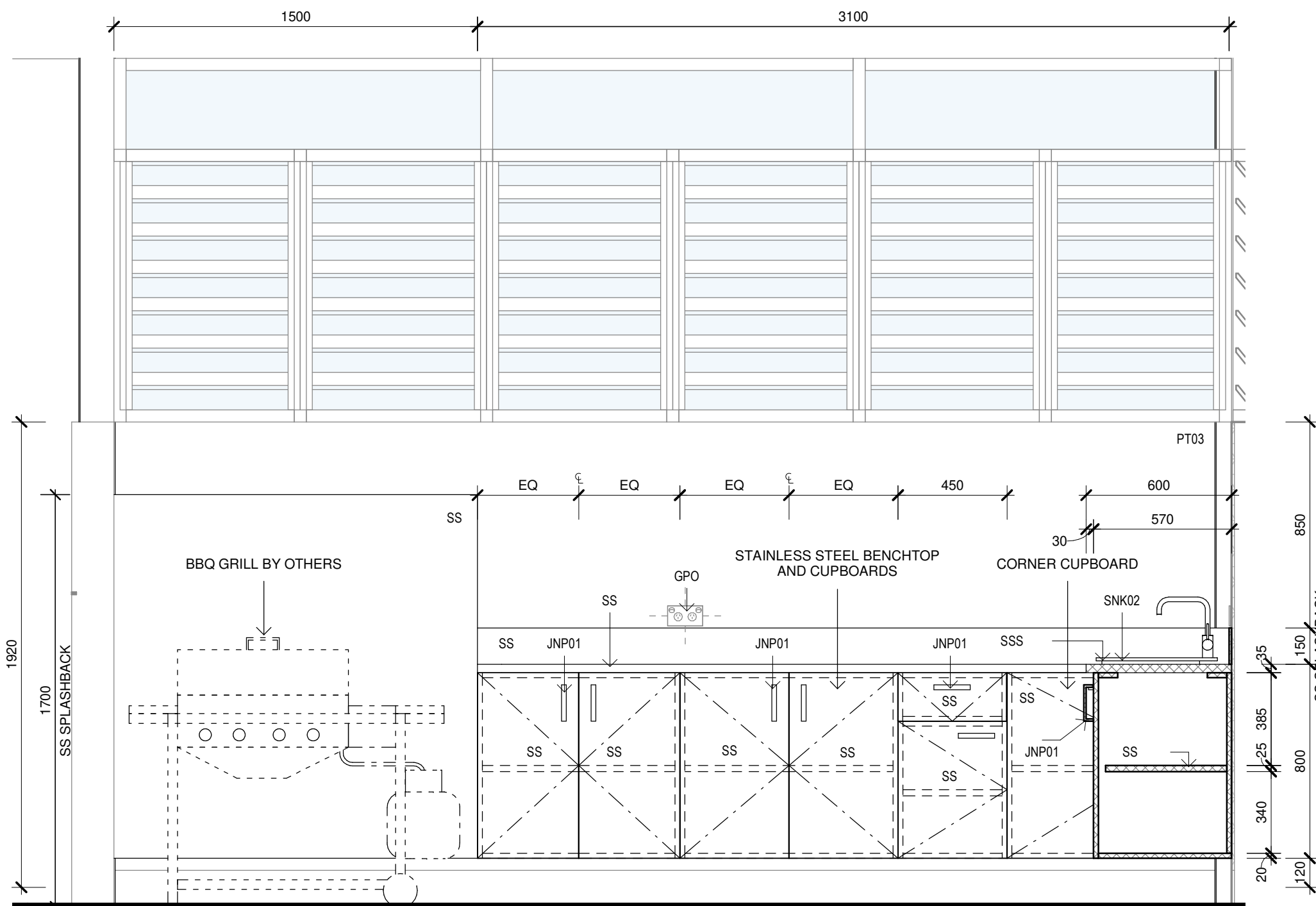
1 JN15-BBQ-PLAN
1 : 20



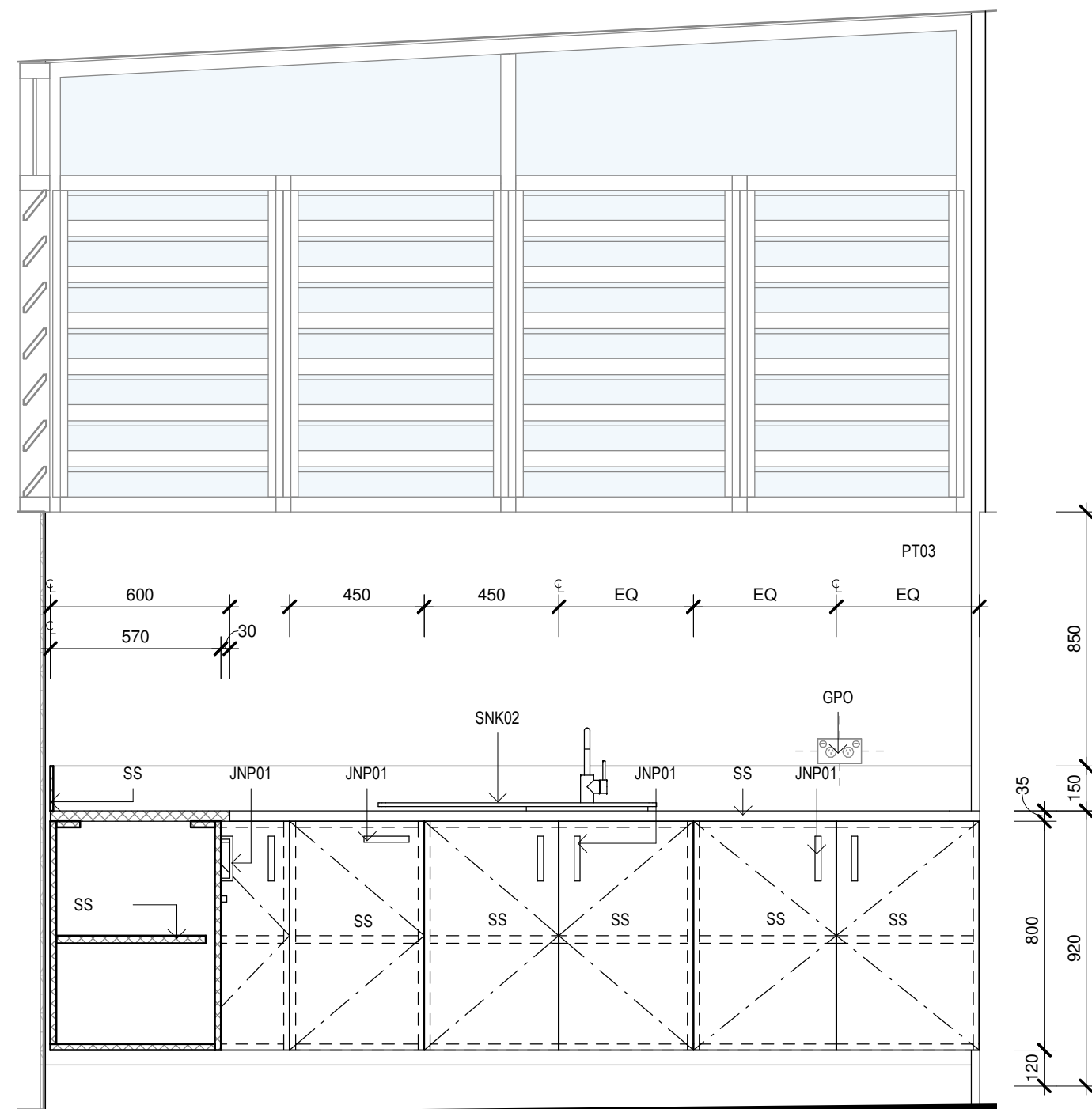
4 JN15-BBQ-3D



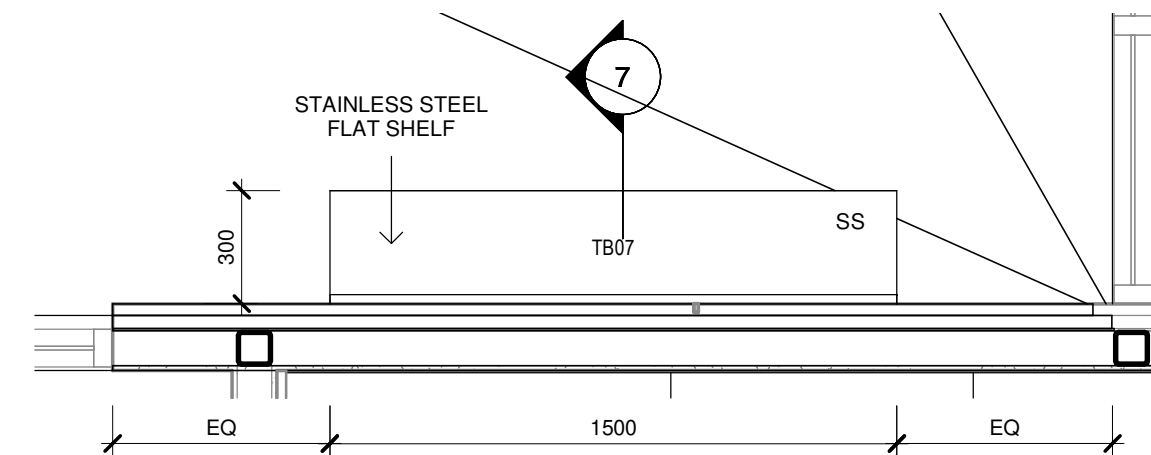
8 TB07-BBQ-3D



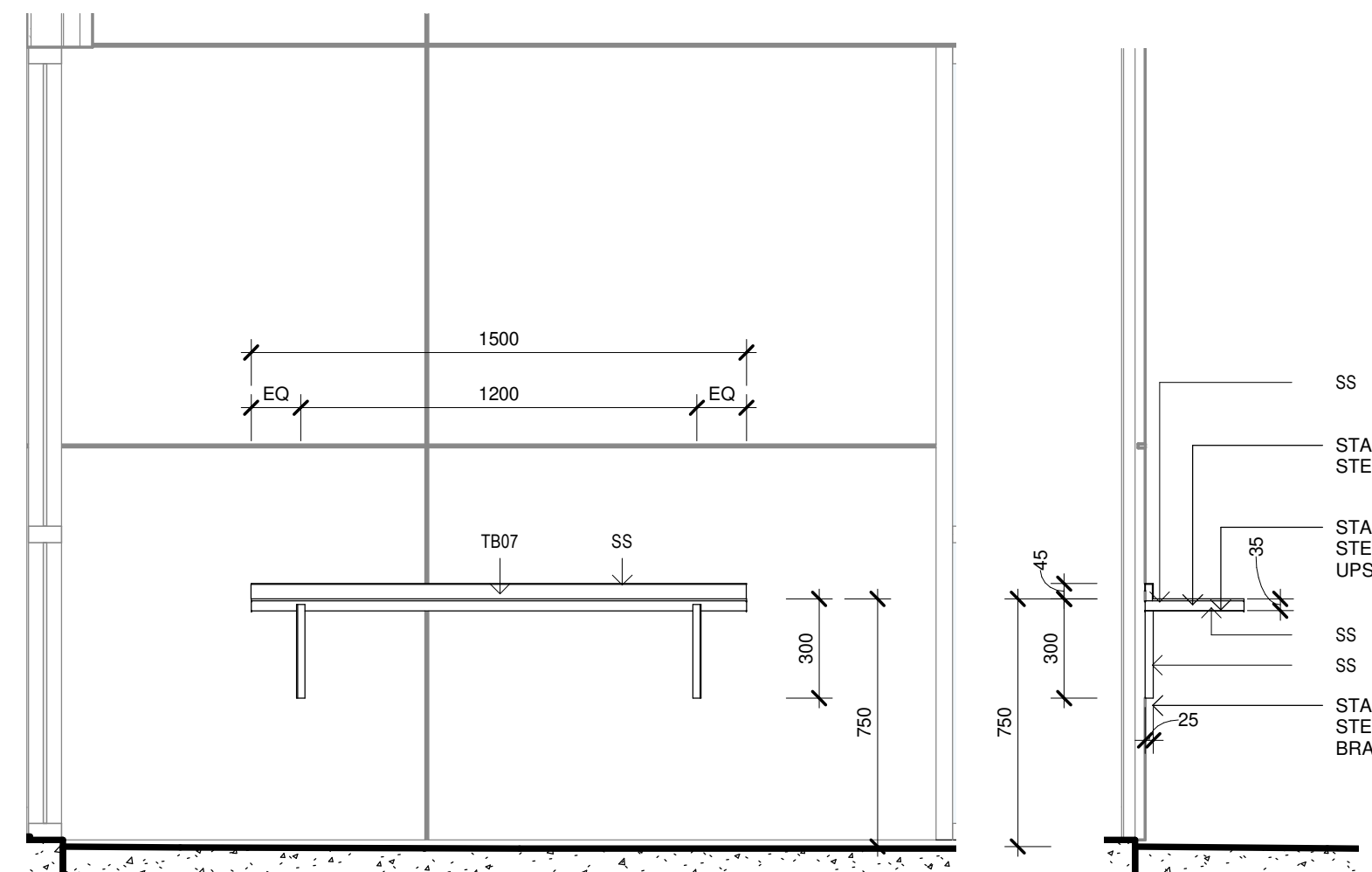
3 JN15-BBQ-ELEVATION
1 : 20



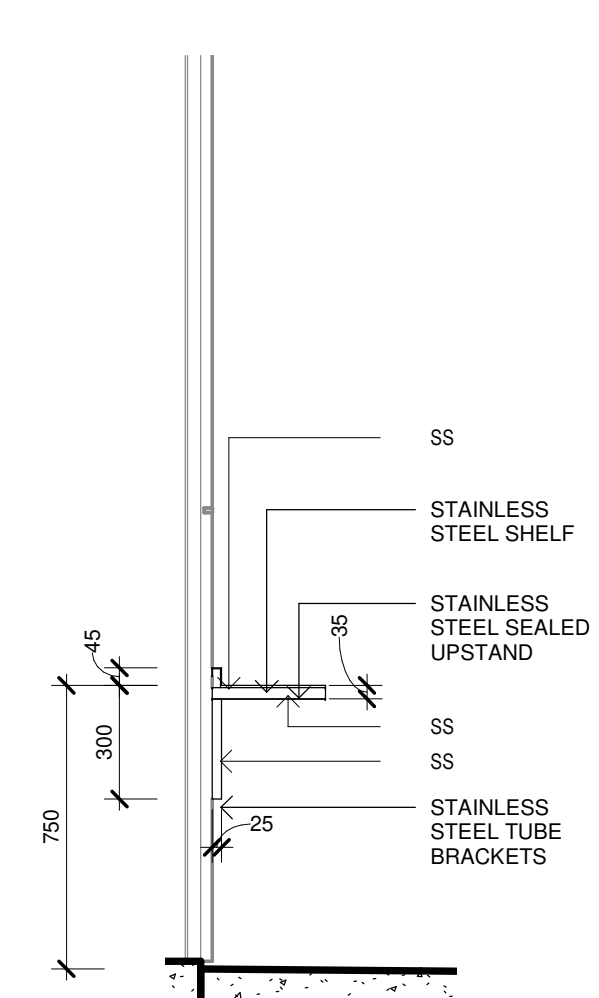
2 JN15-BBQ-ELEVATION
1 : 20



5 TB07-BBQ-SHELF PLAN
1 : 20



6 TB07-BBQ-ELEVATION
1 : 20



7 TB07-BBQ-SECTION
1 : 20

Issue No.	Date	Description	Chkd
P1	27/04/2023	80% DD FOR REVIEW	SR
P2	17/05/2023	REVISED FOC LAYOUT FOR CONSULTANT COORDINATION	JV
P3	04/07/2023	95% DESIGN DEVELOPMENT	JV
P4	28/09/2023	90% DD ISSUE	JV

Changes to this Revision

PROJECT MANAGER
NSW PUBLIC WORKS ADVISORY
James Smith
0408 694 063
james.smith@pwa.nsw.gov.au

ARCHITECT, INTERIORS, LANDSCAPE
NBRS
John Vasco
4 Glen Street, Milsons Point, NSW 2061
02 9922 2344
john.vasco@nb.rs.com.au

STRUCTURAL
NORTHROP
Rory Dale
Level 11, 345 George Street Sydney NSW 2000
02 9241 4188
Rdale@northrop.com.au

CIVIL
NORTHROP
Joel DiFonzo
Level 11, 345 George Street Sydney NSW 2000
02 9156 3229
JDIFonzo@northrop.com.au

BUILDING SERVICES
NORTHROP
Brandon Shuttler
Level 2, 3 Horwood Place, Parramatta, NSW 2150
02 9156 3013
BShuttler@northrop.com.au

NCC CONSULTANT
MBG GROUP
Seb Howe
Suite 3/18 Sydney Rd, Manly NSW 2095
02 9156 1530
showe@mbg-group.com.au

Drawing Title
JOINERY DETAILS - SHEET 06

Project
NSW RURAL FIRE SERVICE -
MONARO FIRE CONTROL CENTRE

11 GEEBUNG ST, POLO FLAT, NSW 2630
LOT 14 DP150029
SNOWY MONARO REGIONAL COUNCIL

for
NSW RURAL FIRE SERVICE



NBRS

+61 2 9922 2344
Nominated Architect:
Andrew Duffin NSW 5602
NBRS & Partners Pty Ltd VIC 51197
Any form of replication of this drawing in full or in part without the written permission of NBRS-PARTNERS Pty Ltd constitutes an infringement of the copyright.
© 2022

nb.rs.com.au

ABN 16 002 247 565

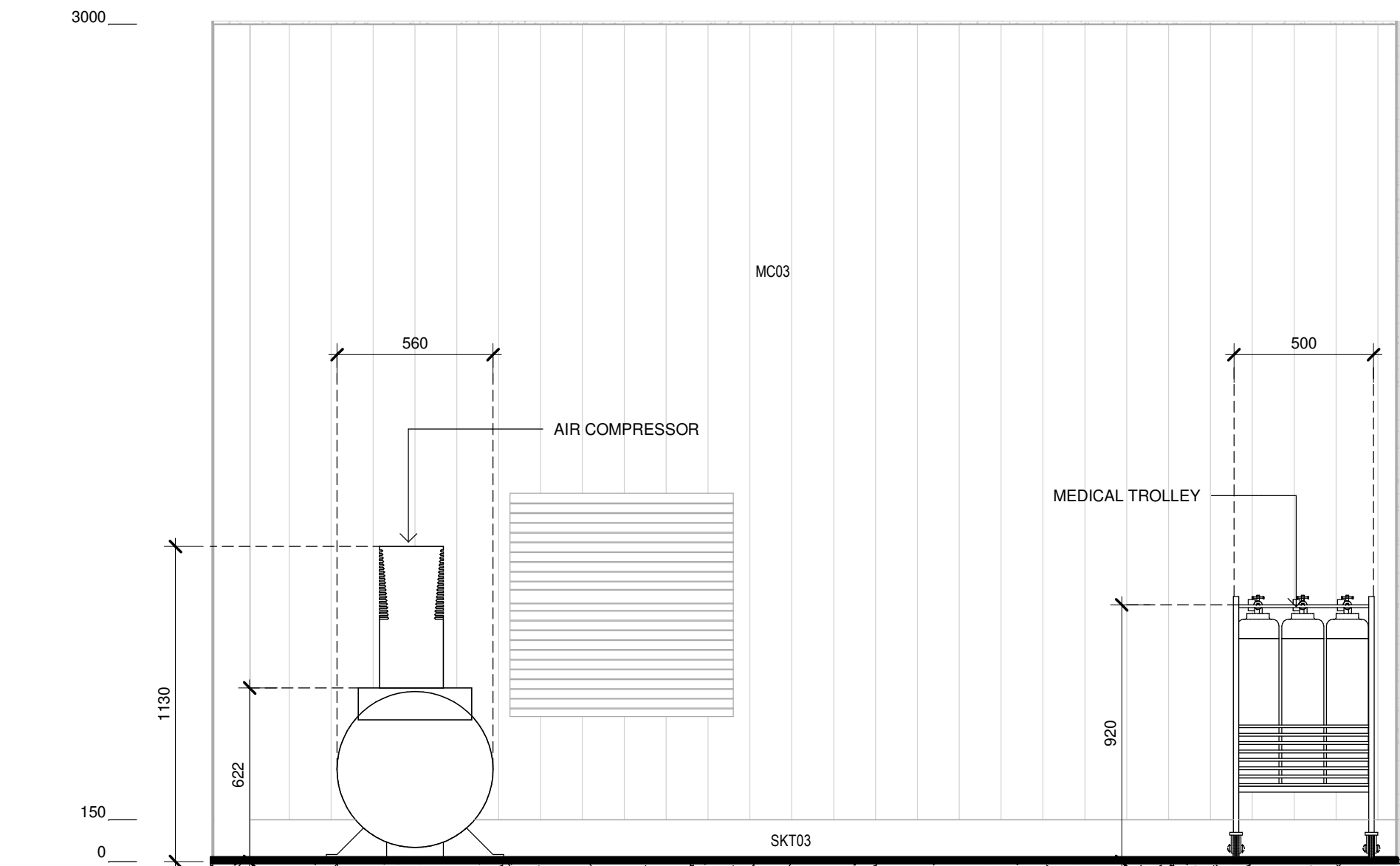
Date 4/10/2023 2:19:14 PM
Scale 1 : 20 @ A1

Drawing Reference
22396-NBRS-A-COO-DD-9616

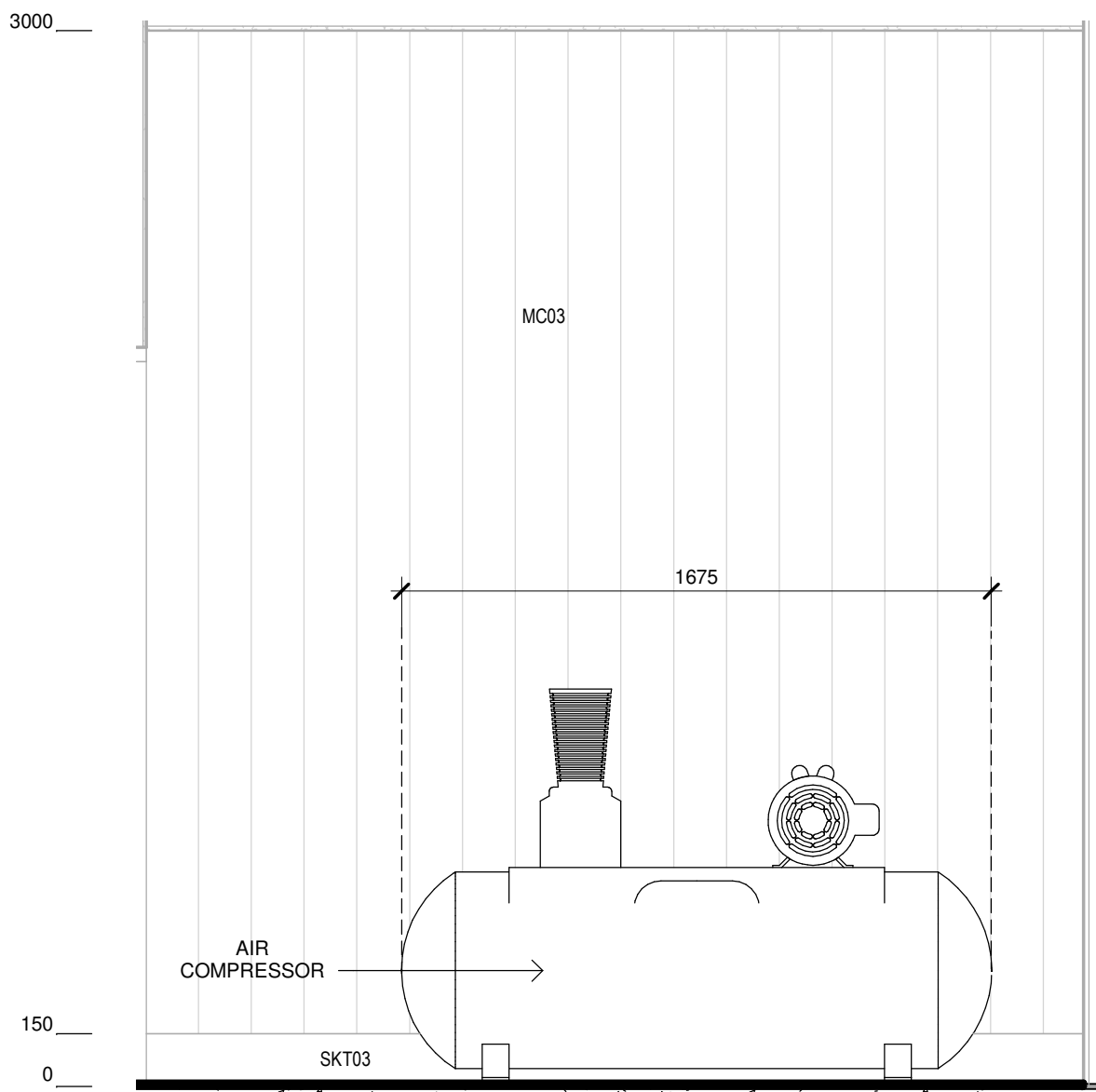
Revision

P4

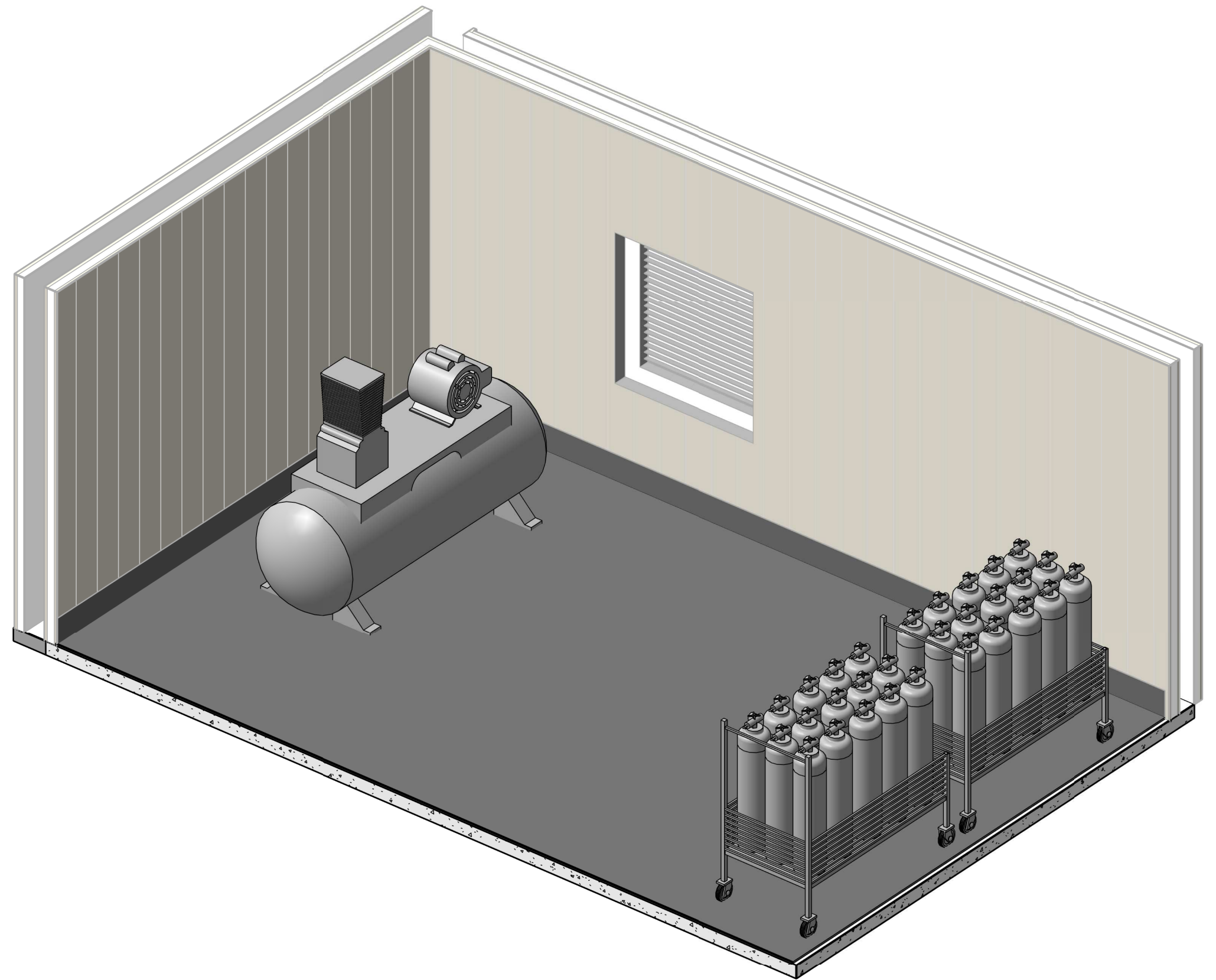
NOT FOR
CONSTRUCTION



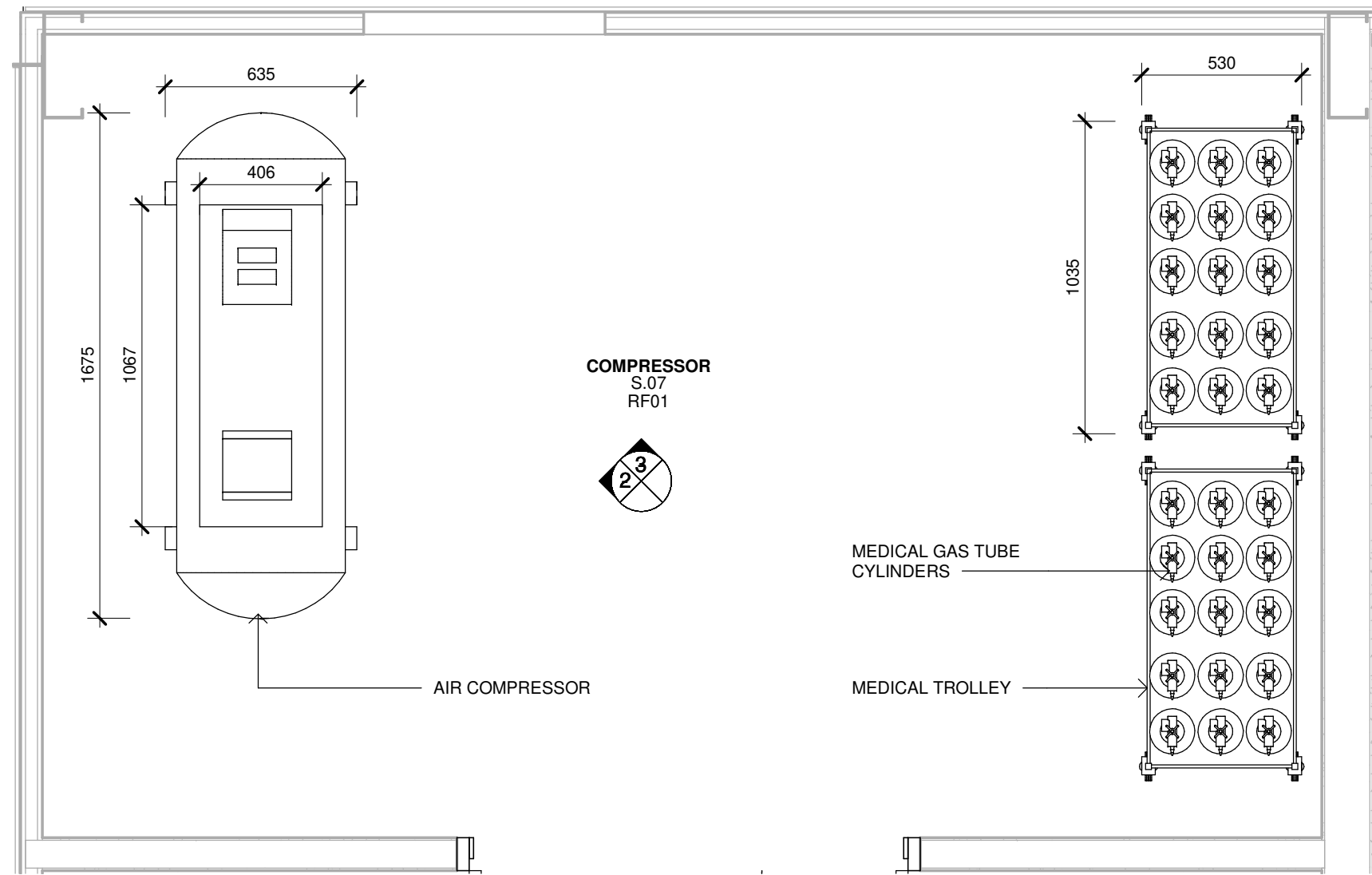
3 CLEANING BENCH-ELEVATION
1 : 20



2 CLEANING BENCH-ELEVATION
1 : 20



4 CLEANING BENCH 3D VIEW



1 CLEANING BENCH-PLAN
1 : 20

Issue No.	Date	Description	Chkd
P1	28/09/2023	90% DD ISSUE	JV

Changes to this Revision
STM5

PROJECT MANAGER
NSW PUBLIC WORKS ADVISORY
Peter Hughes
0407 757 638
peter.hughes@pwa.nsw.gov.au

ARCHITECT, INTERIORS, LANDSCAPE
NBRS
John Vasco
4 Glen Street, Milsons Point, NSW 2061
02 9922 2344
john.vasco@nb.rs.com.au

STRUCTURAL
NORTHROP
Rory Dale
Level 11, 345 George Street Sydney NSW 2000
02 9241 4188
rdale@northrop.com.au

CIVIL
NORTHROP
Joel DiFonzo
Level 11, 345 George Street Sydney NSW 2000
02 9156 3229
JDIFonzo@northrop.com.au

BUILDING SERVICES
NORTHROP
Brandon Shutlar
Level 2, 3 Horwood Place, Parramatta, NSW 2150
02 9156 3013
BShutlar@northrop.com.au

NCC CONSULTANT
MBG GROUP
Seb Howe
Suite 3/18 Sydney Rd, Manly NSW 2095
02 9939 1530
showe@mbg-group.com.au

Drawing Title
JOINERY DETAILS - STORES

Project
NSW RURAL FIRE SERVICE -
MONARO FIRE CONTROL CENTRE

11 GEEBUNG ST, POLO FLAT, NSW 2630
LOT 14 DP150029
SNOWY MONARO REGIONAL COUNCIL

for
NSW RURAL FIRE SERVICE



NBRS

+61 2 9922 2344
Nominated Architect:
Andrew Duffin NSW 5602
NBRS & Partners Pty Ltd VIC 51197
Any form of replication of this drawing in full or in part without the written permission of NBRS-PARTNERS Pty Ltd constitutes an infringement of the copyright.
© 2022

nb.rs.com.au

ABN 16 002 247 565

Date 4/10/2023 2:28:09 PM
Scale 1 : 20 @ A1

Drawing Reference

22396-NBRS-A-COO-DD-9620

Revision

P1

NOT FOR
CONSTRUCTION